

SAN JOAQUIN VALLEY UNIFIED AIR POLLUTION CONTROL DISTRICT

2021 ANNUAL DEMONSTRATION REPORT

Burn Cleaner Fireplace and Woodstove Change-out Incentive Measure

August 31, 2022

Prepared by: Celina Chavez, Air Quality Specialist
Kevin M. Wing, Senior Air Quality Specialist

Reviewed By: Stephanie Hitchman, Senior Air Quality Specialist
Nhia Vu, Supervising Air Quality Specialist
Patrick Houlihan, Supervising Air Quality Specialist
Brian Dodds, Program Manager
Todd DeYoung, Director of Grants and Incentives
Jessi Fierro, Director of Air Quality Planning
Sheraz Gill, Deputy Air Pollution Control Officer

SAN JOAQUIN VALLEY UNIFIED AIR POLLUTION CONTROL DISTRICT

2021 Annual Demonstration Report

August 31, 2022

Table of Contents

Table of Contents 2

I. Introduction..... 3

II. Rule 4901 and Burn Cleaner Incentive Program 3

III. History of State Implementation Plan Commitment 4

IV. Enforceable Commitment and Reporting Mechanism 5

V. 2021 Program Criteria and Compliance 7

VI. Projects Funded in 2021 and PM2.5 Emission Reductions 8

Appendix A Calculation MethodologyA-1

Appendix B 2021 Voucher Guidelines Program DocumentsB-1

Appendix C Burn Cleaner Program Projects for Calendar Years 2015 through 2021 . C-1

I. Introduction

The United States Environmental Protection Agency (EPA) periodically reviews and establishes health-based air quality standards for ozone, particulates, and other pollutants. Although the Valley's air quality is steadily improving, the Valley experiences unique and significant difficulties in achieving these increasingly stringent standards. The District has implemented several generations of emissions control measures for those stationary and area sources under its jurisdiction. Similarly, California Air Resources Board (CARB) has adopted stringent regulations for mobile sources. Together, these efforts represent the nation's toughest air pollution emissions controls and have greatly contributed to reduced ozone and particulate matter concentrations in the Valley. Despite the significant progress under these regulations, greatly aided by the efforts of Valley businesses and residents, many air quality challenges remain, including attainment of EPA's most recent federal air quality standards for PM_{2.5}.

The District's *2018 PM_{2.5} Plan*, adopted in November 2018, contains a comprehensive set of local and state measures that build on existing measures to reduce air pollution from stationary, area, and mobile sources throughout the Valley. The development of the *2018 PM_{2.5} Plan* utilized extensive science and research, state of the art air quality modeling, and the best available information in developing a strategy for bringing the Valley into attainment with the federal health-based PM_{2.5} standards as expeditiously as practicable by the federally mandated deadlines of 2024 and 2025. The attainment strategy includes a combination of innovative regulatory and non-regulatory measures for both stationary and mobile sources that built upon stringent air quality measures already in place from earlier District attainment plans.

While regulations form the basis of the Valley PM_{2.5} attainment strategy, emission reductions achieved through voluntary incentive programs are necessary to reduce pollution from sources over which the District does not have regulatory jurisdiction, such as mobile and public sources, in time to meet the federal deadlines. As part of the *2018 PM_{2.5} Plan*, the District committed to develop and propose for Board action a series of defined new emission reduction measures, and to achieve aggregate emission reductions by certain dates. While the *2018 PM_{2.5} Plan* included estimates of emission reductions from each of the individual new measures, the District's overall commitment is to achieve the total emission reductions necessary, in aggregate, to attain the federal air quality standards, reflecting the combined reductions from the existing control strategy and new measures. Therefore, each measure may get more or less reductions than those estimated, but the District is still committed to achieving the total aggregate emission reductions identified in the plan.

II. Rule 4901 and Burn Cleaner Incentive Program

Air quality modeling analysis conducted for the *2018 PM_{2.5} Plan* demonstrates that attaining the health-based PM_{2.5} standards by federally mandated deadlines is not possible without significant additional reductions in wood smoke emissions. The

District's residential wood burning emission reduction strategy includes wood burning curtailments implemented through District Rule 4901 (Wood Burning Fireplaces and Wood Burning Heaters), in conjunction with the District's incentive grant program for fireplace and woodstove change-outs, and robust public education and outreach efforts. This approach is designed to improve public health by reducing toxic wood smoke emissions in Valley neighborhoods during the peak PM_{2.5} winter season (November through February), and has proven to be extremely effective in advancing the District's objectives to attain the PM_{2.5} federal standards and protect public health. Commitments in the plan included rulemaking for Rule 4901 to further lower wood burning curtailment levels, as well as enhancements to the District's incentive grant funding levels, public outreach and education, enforcement, and air quality forecasting programs.

The District's *Burn Cleaner Program* plays a key role in reducing emissions from residential wood burning by encouraging a transition from the use of higher polluting wood burning heaters and fireplaces to cleaner alternatives. Since 2006, the *Burn Cleaner Program* has helped Valley residents overcome the financial obstacles in purchasing cleaner alternatives by providing incentives to replace wood burning devices with natural gas or EPA certified wood or pellet devices. The District has been able to achieve significant PM_{2.5} emission reductions through the *Burn Cleaner Program* and continues to see high demand from Valley residents. Since the inception of the *Burn Cleaner Program*, the District has issued nearly 24,500 vouchers for almost \$43.6 million.

The *Burn Cleaner Program* is implemented through robust guidelines and processes consistent with state and federal guidance for State Implementation Plan (SIP) creditable emissions reduction incentive programs. In order to participate in the *Burn Cleaner Program*, residents must submit a program application and receive approval prior to purchasing and installing their new lower emitting device. The Program is implemented along with a network of partnering retailers throughout the Valley who are able to provide participants the services necessary to complete their project. Participants are reimbursed for their approved incentive amounts following verification that the project has been completed and the new device has been installed.

III. History of State Implementation Plan Commitment

On November 18, 2021, the District presented the State Implementation Plan (SIP) Credit for Residential Wood Burning Device Change-Out Incentive Measure to the Governing Board¹. The incentive measure and resolution was prepared to fulfill a Plan commitment for emission reductions from the District's *Burn Cleaner Program* for approval into the SIP by EPA. Emission reductions from this Measure (0.33 tpd of PM_{2.5} on an annual average) are credited towards the District's 2024 and 2025 aggregate emission reduction commitment in the *2018 PM_{2.5} Plan* for the 35 µg/m³ 24-

¹ https://www.valleyair.org/Board_meetings/GB/agenda_minutes/Agenda/2021/November/final/07.pdf

hour PM_{2.5} standard and 12 µg/m³ annual PM_{2.5} standard, respectively. Using CARB and EPA-approved methodologies updated to account for wood burning curtailments, District staff quantified PM_{2.5} emission reductions from woodstove and fireplace change-outs. The 2021 Annual Demonstration Report provided is a part of the commitment made to measure and track programmatic results in meeting the total emissions reduction stated above.

IV. Enforceable Commitment and Reporting Mechanism

As part of the Residential Wood Burning Device Change-Out Measure, the District has implemented an enforceable commitment to track the progress of meeting SIP-Creditable emission reductions. The District funds, implements, tracks the progress, and reports to EPA *Burn Cleaner Program* Projects to meet the commitment of this incentive measure.

The District has committed to do the following:

1. Monitor implementation of 16,450 fireplace and woodstove change-out projects in accordance with the *Burn Cleaner Program Voucher Guidelines* effective September 2015, *Burn Cleaner Program Voucher Guidelines* effective September 2019, and associated program documents;
2. By December 31, 2023, achieve 0.33 tons per day of reductions in PM_{2.5} emissions from the 2024 annual average baseline inventory in the *2018 PM_{2.5} Plan*, Appendix B, Table B-1, through implementation of projects identified in Paragraph 1 or substitute measures adopted and submitted in accordance with Paragraph 7 below;
3. By December 31, 2024, achieve 0.33 tons per day of reductions in PM_{2.5} emissions from the 2025 annual average baseline inventory in the *2018 PM_{2.5} Plan*, Appendix B, Table B-1, through implementation of projects identified in Paragraph 1 or substitute measures adopted and submitted in accordance with Paragraph 8 below;
4. By August 31 of each year, beginning in 2022 and through 2025, submit an annual demonstration report to EPA that includes the following information:
 - i. Identification of the portion of the 16,450 needed projects funded through the previous year by project identification number, implementation date, description of both baseline and new equipment, and any other information necessary to independently calculate emissions reductions, and quantified emission reductions;

SAN JOAQUIN VALLEY UNIFIED AIR POLLUTION CONTROL DISTRICT

2021 Annual Demonstration Report

August 31, 2022

- ii. A description of the actions taken and documentation collected by the District in the previous year to monitor implemented projects' compliance with program requirements;
 - iii. A description of any changes to the program criteria and relevant forms, and related impacts on program integrity;
 - iv. A determination of whether the identified incentive projects are projected to achieve the full amount of PM_{2.5} emission reductions identified in Paragraphs 2 and 3, and the District's basis for that determination.
5. Beginning upon adoption and through 2030, provide any requestor, consistent with the California Records Act, all documents relied upon in the preparation of the annual demonstration report described in Paragraph 4 and available in the relevant project file, including: project applications, low-income eligibility forms, rental property owner & tenant approval forms, burn cleaner vouchers, claim for payment packets (including photographic documentation of replacement devices and invoices identifying device make, model, and identifying the certified installer), destruction verification forms (including photographic documentation of baseline wood burning devices), retailer agreements, and any available inspection or audit-related documentation;
6. By August 31 of each year, beginning in 2022 through 2030, the District shall make the annual demonstration report available at <http://valleyair.org/grants/apps/burncleaner/Home> and available to public upon request;
7. If EPA determines by December 1, 2022, that information submitted by the District is insufficient to demonstrate that emission reductions required under Paragraph 2 will occur on schedule, adopt and submit to U.S. EPA, no later than September 1, 2023, substitute regulatory measures that will achieve emission reductions addressing the shortfall as expeditiously as practicable and no later than January 1, 2024;
8. If EPA determines by December 1, 2023, that information submitted by the District is insufficient to demonstrate that emission reductions required under Paragraph 3 will occur on schedule, adopt and submit to U.S. EPA, no later than September 1, 2024, substitute regulatory measures that will achieve emission reductions addressing the shortfall as expeditiously as practicable and no later than January 1, 2025;
9. If EPA makes an insufficiency finding in accordance with Paragraph 7 or 8, the District's obligations under Paragraphs 1 and 4 are terminated as of the date of such finding.

The contracting, reporting, and inspection provisions discussed in this section ensure that projects in the Burn Cleaner Fireplace and Woodstove Change-out Incentive Measure are independently verifiable and meet the criteria for emission reductions to be “enforceable” as defined by U.S. EPA guidance.

This Annual Demonstration Report, with appendices, includes information for projects funded from 2016 through the end of the calendar year in 2021, fulfilling the commitment in paragraph 4 above for 2022.

V. 2021 Program Criteria and Compliance

The District proposed to eliminate incentives in the *Residential Burn Cleaner Program* for the purchase and installation of new certified wood or pellet devices in areas of the District with access to natural gas at the Governing Board meeting² held on October 21, 2021. This update to the incentive program was favorable because of the localized impacts of wood burning emissions and the District’s ongoing need to accelerate the deployment of the cleanest available technology and to achieve significant reductions in PM_{2.5} Valley-wide in the near term. Given the limited funding available for this program and the need to show significant progress in meeting the commitments in the 2018 PM_{2.5} Plan by 2024 and 2025 across the region, focusing available incentive funding on natural gas and electric devices will expedite this progress. Additionally, wood burning and pellet burning devices account for less than 20 percent of the total devices funded through the program, and that percentage has been declining in recent years. The Governing Board approved of the update, and all proposed changes to the program were effective December 1, 2021. The updated program guidelines and application are included in Appendix B.

Moreover, the *Burn Cleaner Program* includes a Fireplace Decommissioning Form for electric heat pump projects. Applicants are required to complete and submit the Form during the application process to certify and confirm how they will decommission their old wood-burning device. New versions of the Low-Income Eligibility Form, Rental Property Owner & Tenant Approval form, and the Burn Cleaner Program Retailers list, are also included in Appendix B for reference.

The District has established procedures, voucher guidelines, applications, claim for payment forms and other associated documents to ensure that every *Burn Cleaner Program* project meets program requirements, and is consistent with EPA guidance. The projects are fully documented and confirmed to be in compliance with program requirements prior to approval of payment on claims. Details of the *Burn Cleaner Program* process are documented in the Burn Cleaner Fireplace and Woodstove Change-out Incentive Measure Staff Report³.

² https://www.valleyair.org/Board_meetings/GB/agenda_minutes/Agenda/2021/October/final/10.pdf

³ https://ww2.valleyair.org/media/wyckustn/04-burncleanerincentivemeasure_finaldraftstaffreport_merged_2021-11-10.pdf

VI. Projects Funded in 2021 and PM_{2.5} Emission Reductions

As part of the enforceable commitment, the District committed to funding 16,450 Burn Cleaner projects. From 2016 to 2020, the District provided over \$22.4 million in incentive funding for the installation of 11,471 cleaner burning devices that include, gas, pellet and wood devices. The additional 3,136 projects funded through December 31, 2021, brings the total number of projects funded to 14,607. The additional projects acquired demonstrate that the District is on course to meet this portion of commitment. If the *Burn Cleaner Program* continues to fund an estimated 3,000 projects a year, then the District would exceed the commitment amount and meet the required enforceable commitment. The completed projects along with the individual emission reductions are detailed in Appendix C.

This report also demonstrates that the additional projects funded for the year 2021 are projected to achieve full amount of PM_{2.5} emission reductions. The District made an enforceable commitment to achieve PM_{2.5} emission reductions of 0.33 tpd by 2024. The additional 3,136 projects provided PM_{2.5} emission reductions of 0.046, which would bring the total emission reductions to 0.271. The level of emission reductions achieved through December 31, 2021 ensures that the District is on track to meet the enforceable commitment. Figure 1 shows the PM_{2.5} emissions reductions from the *Burn Cleaner Program*, by calendar year, including projected emissions reductions assuming future years achieve similar reductions to 2021.

SAN JOAQUIN VALLEY UNIFIED AIR POLLUTION CONTROL DISTRICT

2021 Annual Demonstration Report

August 31, 2022

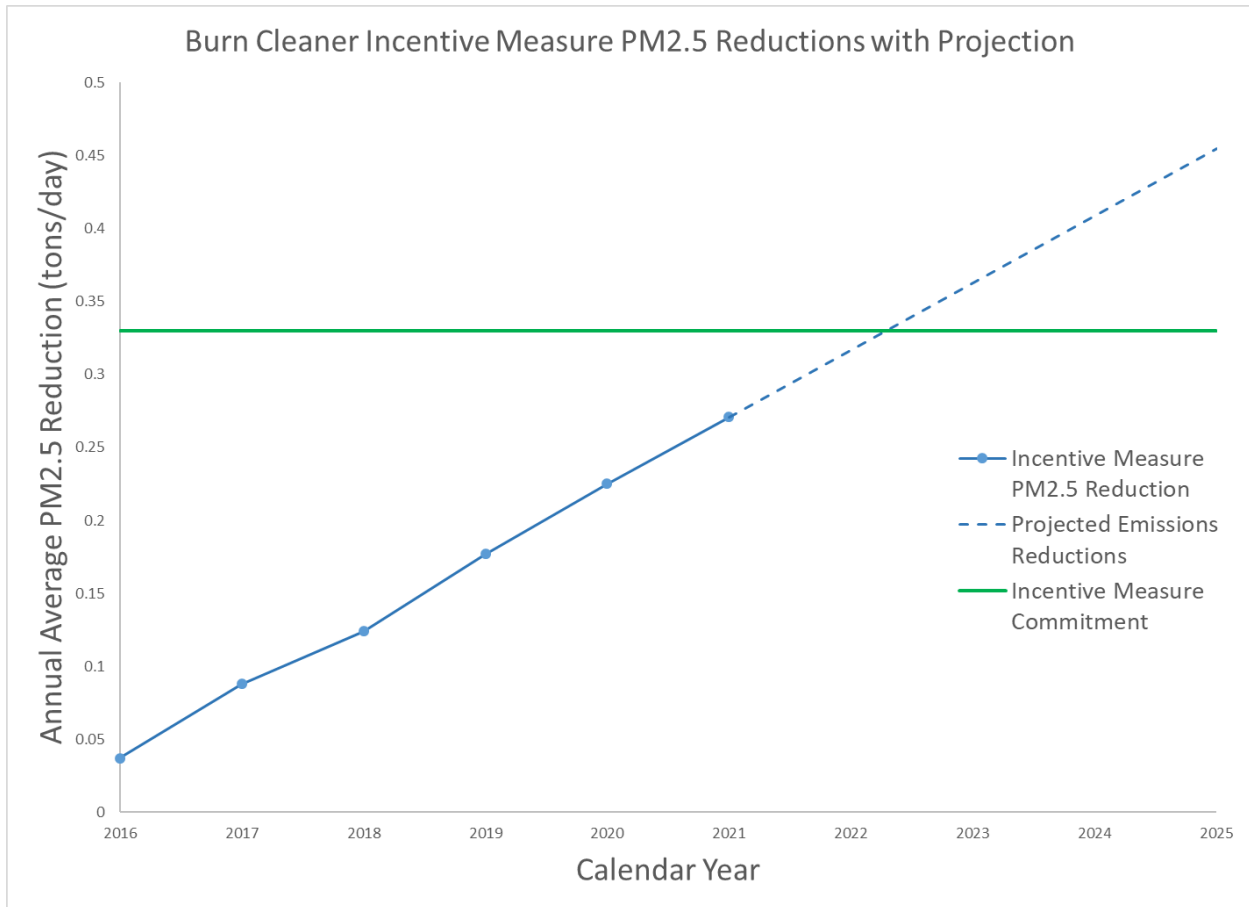


Figure 1 – Burn Cleaner Incentive Measure PM2.5 Reductions

This shows the Burn Cleaner Program is on track to achieve the emissions reductions in paragraphs 2 and 3 of the enforceable commitment before the end of 2023. The methodology used to calculate the emissions reduction for each project is explained in Appendix A.

Appendix A

Calculation Methodology

SAN JOAQUIN VALLEY UNIFIED AIR POLLUTION CONTROL DISTRICT

2021 Annual Demonstration Report

August 31, 2022

Using the woodstove replacement project list detailed in Appendix C, the District followed the EPA Guidance to develop this methodology for the calculation of emission reductions from *Burn Cleaner Program* projects. The formulae for calculating the credits were based on EPA's Guidance for *Quantifying and Using Emission Reductions from Voluntary Woodstove Changeout Programs in State Implementation Plans* prepared in 2006.¹ This calculation methodology was originally published as part of the *Burn Cleaner Fireplace and Woodstove Change-out Incentive Measure Staff Report*² and is reproduced here for reference.

I. General Equation for Emission Reductions

The following general equation determines emissions of any source category.³

$$E = A \times EF \times \left(1 - \frac{ER}{100}\right) \quad \text{(Equation 1)}$$

Where:

- E = emissions;
- A = activity rate;
- EF = emissions factor; and
- ER = overall emission reduction efficiency, %.

II. Wood Stove Specific Equation for Emission Reductions

To determine emissions reductions due to the change in efficiency from old conventional stoves to newer and more efficient stoves, the general equation above can account for efficiency with the following adjustments⁴:

$$E = A \times EF \times \left(\frac{NE_{conv}}{NE_{new}}\right) \quad \text{(Equation 2)}$$

Where:

- E = emissions;
- A = activity rate (wood fuel usage x mass conversion);
- EF = emissions factor;
- NE_{conv} = net efficiency of the conventional stove; and
- NE_{new} = net efficiency of the new stove.

III. Rule 4901 Curtailment-Corrected Equations

The District's Rule 4901 (Wood Burning Fireplaces and Wood Burning Heaters) sets forth a tiered episodic wood burning curtailment program implemented through the District's *Check Before You Burn* program. The District has declared and enforced these curtailments, also called "No burn" days, since 2003. Most recently amended in June 2019, Rule 4901 represents the most stringent wood burning curtailment program

¹ EPA. *Burn Wise*. Retrieved 8/29/22 from https://www.epa.gov/sites/default/files/documents/guidance_quantifying_jan.pdf

² https://ww2.valleyair.org/media/wyckustn/04-burncleanerincentivemeasure_finaldraftstaffreport_merged_2021-11-10.pdf

³ EPA. *Burn Wise*. Retrieved 8/29/22 from Pg. B1, https://www.epa.gov/sites/default/files/documents/guidance_quantifying_jan.pdf

⁴ EPA. *Burn Wise*. Retrieved 8/29/22 from Pg. B3, https://www.epa.gov/sites/default/files/documents/guidance_quantifying_jan.pdf

SAN JOAQUIN VALLEY UNIFIED AIR POLLUTION CONTROL DISTRICT

2021 Annual Demonstration Report

August 31, 2022

in the nation. In order to ensure that emission reductions achieved by woodstove change-outs in the Valley are surplus reductions, this analysis will explicitly account for this tiered curtailment program by modifying **Equation 2** for the older replaced units and the newer units, as in the following two equations:

$$E_{old} = A \times EF_{old} \times B_{all} \quad \text{(Equation 3)}$$

Where:

E_{old} = old unit emissions;
A = activity rate (wood fuel usage x mass conversion);
 EF_{old} = old unit emissions factor; and
 B_{all} = ratio of days that no burn restrictions are called.

$$E_{new} = A \times EF_{new} \times \left(\frac{NE_{conv}}{NE_{new}}\right) \times [B_{all} + (B_{reg} \times R)] \quad \text{(Equation 4)}$$

Where:

E_{new} = new unit emissions;
A = activity rate (wood fuel usage x mass conversion);
 EF_{new} = new unit emissions factor;
 NE_{conv} = net efficiency of the conventional stove;
 NE_{new} = net efficiency of the new stove;
 B_{all} = ratio of days that no burn restrictions are called;
 B_{reg} = ratio of days that no burn unless registered is called; and
R = ratio of devices eligible for registration that are registered based on 2019 registration data.

These modifications to **Equation 2** discount the amount of emission reductions claimed to take into account days when burning will not be allowed due to the rule requirements.

IV. Determining Activity Rate (A)

Activity is derived from the District's *2015 Area Source Emissions Inventory Methodology*⁵, and can be found summarized below on Table A-1. Wood consumption rates for the Fireplace category are based on the weighted average of the two usage categories in the methodology. Fireplaces used for aesthetic purposes are assumed to be 69.5% of fireplaces with 0.143 cord/yr wood consumption, with the remaining 30.5% used for heating purposes and a wood consumption rate of 0.656 cord/yr. This results in a weighted average of 0.299 cord/yr.

⁵ SJVACPD Residential Wood Combustion 2016. *2015 Area Source Emissions Inventory Methodology 610 – Residential Wood Combustion*. Retrieved 9/15/20
https://www.valleyair.org/Air_Quality_Plans/EmissionsMethods/MethodForms/Current/ResidentialWoodCombustion2016.pdf

SAN JOAQUIN VALLEY UNIFIED AIR POLLUTION CONTROL DISTRICT

2021 Annual Demonstration Report

August 31, 2022

Table A-1 – Wood Consumption Rates (Cords/Yr)

County	Fireplace	Insert	Stove
Fresno	0.299	2.10	2.09
Kern	0.299	2.10	1.57
Kings	0.299	2.10	1.16
Madera	0.299	2.10	2.61
Merced	0.299	2.10	2.67
San Joaquin	0.299	2.10	1.15
Stanislaus	0.299	2.10	1.55
Tulare	0.299	2.10	2.40

To convert the activity rate to tons per year an average wood density for California of 1.54 tons per cord^{6, 7} is used, per **Equation 5** below.

$$A = W \times \delta_{CA} \quad \text{(Equation 5)}$$

Where:

- A = activity rate;
- W = Wood consumption rate; and
- δ_{CA} = Average wood density in California

V. Determining Emission Factors (EF_{new} & EF_{old})

For new units, the emission rate is determined through the *EPA Certified Wood Heater Database*⁸ using the make and model identified for each project:

$$EF_{new} = \frac{ER \times 1.5}{BR} \times 2 \quad \text{(Equation 6)}$$

Where:

- EF_{new} = new unit emissions factor in pounds per ton;
- ER = emissions rate in grams per hour;
- BR = average burn rate in kilograms per hour of operation;
- 1.5 = Factor used to scale certification test emission rate to reflect real world emissions^{9, 10}; and
- 2 = Factor used to convert grams per kilogram to pounds per ton.

⁶ *Ibid.*

⁷ Omni Environmental Services, Inc. (2006, October 24). *Residential Wood Combustion Emission Inventory South Coast Air Basin and Coachella Valley Portion of Salton Sea Air Basin 2002 Base Year*. Retrieved 9/15/2020 from <http://www.omni-test.com/publications/SCAQMD-RWC4.pdf>

⁸ EPA. *EPA Certified Wood Heater Database*. Retrieved 9/15/2020 from <https://www.epa.gov/compliance/epa-certified-wood-heater-database>

⁹ EPA. *Emission Factors for New Certified Residential Wood Heaters*. Retrieved 9/15/2020 from <https://www3.epa.gov/ttnchie1/conference/ei17/session4/houck.pdf>

¹⁰ EPA regulations. (2018, December 18). *C-55. TSD. Enforceable Commitment NPR. Dec 2017* Retrieved 9/15/2020 from <https://www.regulations.gov/document?D=EPA-R09-OAR-2017-0728-0042>

SAN JOAQUIN VALLEY UNIFIED AIR POLLUTION CONTROL DISTRICT

2021 Annual Demonstration Report

August 31, 2022

This methodology uses 1.5 kg/hr as a burn rate¹¹. The calculated emission factor above is appropriate to better determine the actual emission reductions from projects with new certified wood devices. For gas fired replacements, or electric heat pump projects the new unit emissions factor is taken to be zero.

For the older replaced units, the emission factors (EF_{old}) are based on the District's 2015 Area Source Emissions Inventory Methodology¹², shown in Table A-2 below. For certified stoves, there are differing emission factors for catalytic and non-catalytic units. This methodology accounts for this by using a weighted average from the methodology, based on the percentage of devices by type. In this case, 8.7% of devices are assumed to be catalytic with a 19.6 lb/ton emission factor, and 91.3% of devices are assumed to be non-catalytic with an emissions factor of 14.1 lb/ton, for we weighted average of 14.579 lb/ton.

Table A-2 – Emission Factors for Old Replaced Units

Old device type	Emission Factor (lb PM2.5/ton wood)
Uncertified Stove	29.5
Certified Stove	14.579
Fireplace	22.7
Pellet Stove	2.9

VI. Determining Efficiency Values (NE_x)

When available, the efficiency of the new stoves certified to meet the 2015 New Source Performance Standards¹³ (NSPS), the EPA Certified Wood Heater Database¹⁴ provides a device specific efficiency rating. If the efficiency values are not available for the new replacement units, and for the old units, default values from Table A-3 below are used.

¹¹ CARB. (2018, December 31). *Portola Wood Stove Change-Out 2018 Progress Report*. Retrieved 9/15/2020 from https://ww3.arb.ca.gov/planning/sip/planarea/nsierra/portola/portolawoodstove_2018progrpt.pdf

¹² SJVACPD Residential Wood Combustion 2016. *2015 Area Source Emissions Inventory Methodology 610 – Residential Wood Combustion*. Retrieved 9/15/20 https://www.valleyair.org/Air_Quality_Plans/EmissionsMethods/MethodForms/Current/ResidentialWoodCombustion2016.pdf

¹³ EPA. Federal Register. (2015, March 16). *Standards of Performance for New Residential Wood Heaters, New Residential Hydronic Heaters and Forced-Air Furnaces*. Retrieved 9/15/20 from <https://www.federalregister.gov/documents/2015/03/16/2015-03733/standards-of-performance-for-new-residential-wood-heaters-new-residential-hydronic-heaters-and>

¹⁴ EPA. *EPA Certified Wood Heater Database*. Retrieved 9/15/2020 from <https://www.epa.gov/compliance/epa-certified-wood-heater-database>

SAN JOAQUIN VALLEY UNIFIED AIR POLLUTION CONTROL DISTRICT

2021 Annual Demonstration Report

August 31, 2022

Table A-3 – Default Efficiency Values

Device Type	Efficiency
Uncertified Stove ¹⁵	54%
Certified Stove ¹⁶	68%
Pellet Stove ¹⁷	68%
Fireplace ¹⁸	7%

VII. Determining Factors for Curtailment Accounting (B_{all} & B_{reg})

These factors reduce the emissions reductions from previously used methodologies, representing a conservative evaluation of emission reductions attributable to these incentive projects.

B_{all} and B_{reg} are calculated based on expected number of curtailments. The information necessary to determine these factors was identified in the staff report for the 2019 amendments to Rule 4901¹⁹. Table A-4 takes the expected number of days no one may burn, and the number of days only registered units may burn based on Table B-9 and Table B-10 in the Rule 4901 Staff Report.

The Rule 4901 analysis used the observed PM_{2.5} concentrations from the 2014-15, 2015-16, 2016-17, 2017-18, and 2018-19 wood burning seasons to generate those tables. Basing these numbers on the same years used in the calculations for Rule 4901 ensures there is no double counting of emissions reductions between these two deeply interconnected processes.

For the counties of Fresno, Kern, and Madera, where the recently enhanced curtailment thresholds are in place, Table A-4 uses the estimated curtailment days based on the “Proposed Threshold” columns of Tables B-9 and B-10. For the remaining counties, where the enhanced curtailment thresholds will only apply if contingency is triggered, this analysis uses the “Current Threshold” columns. The days all may burn are calculated from 120 days per year that curtailments are declared, and subtracting estimated number of days for both tiers of curtailments. B_{all} and B_{reg} are percentages, based on these numbers.

Finally, per District Rule 4901 §5.7.4, locations where natural gas service is not available are not subject to wood burning curtailments. To account for this, those homes without natural gas service will be calculated with a B_{all} of 100%, which is to say they are allowed to use their devices 100% of days.

¹⁵ EPA. (1996, October). *Residential Wood Stoves*. Retrieved 9/15/2020 from <https://www3.epa.gov/ttnchie1/ap42/ch01/final/c01s10.pdf>

¹⁶ *Ibid.*

¹⁷ *Ibid.*

¹⁸ OMNI Environmental Services, Inc. (1998, October 5). *Review of Fireplace Use and Technology*. Retrieved 9/15/20 from <http://www.omni-test.com/publications/firepl.pdf>

¹⁹ SJVACPD. (2019, June 20). Governing Board Agenda Item, June 20, 2019: Adopt Proposed Rule 4901 – *Wood Burning Fireplaces and Wood Burning Heaters*. Retrieved 9/15/2020 from https://www.valleyair.org/Board_meetings/GB/agenda_minutes/Agenda/2019/June/final/13.pdf

SAN JOAQUIN VALLEY UNIFIED AIR POLLUTION CONTROL DISTRICT

2021 Annual Demonstration Report

August 31, 2022

Table A-4 – Estimated Curtailments

County	None May Burn	Registered May Burn	All May Burn	B _{all}	B _{reg}
Fresno	20	71	29	24.2%	59.2%
Kern	22	61	37	30.8%	50.8%
Kings	6	57	57	47.5%	47.5%
Madera	12	68	40	33.3%	56.7%
Merced	1	38	81	67.5%	31.7%
San Joaquin	2	45	73	60.8%	37.5%
Stanislaus	2	53	65	54.2%	44.2%
Tulare	4	52	64	53.3%	43.3%

VIII. Determining Rate of Registration of Eligible Devices (R)

R is calculated from the known number of registrations within the District, compared to the number of wood burning stoves purchased through the District's Burn Cleaner program. The District's Grant Management Database was queried to determine the number of wood burning devices funded with Burn Cleaner incentives. Then the registration data was used to determine how many of those addresses had valid registrations on December 30, 2020. This results in an estimate of the fraction of Burn Cleaner participants that register their devices to take advantage of the additional days the new devices would be allowed to be used. The review of projects and registrations yield an R value of 14.0%.

By focusing on only devices funded with the Burn Cleaner Program this calculation of R value is higher than a similar calculation based on the total population of in use wood burning devices in the Valley. This results in a lower overall emissions reduction for each project, but represents a more conservative approach to emissions reduction estimates.

Using the factor B_{all} in the old unit emission calculation reduces the emissions from the replaced unit to only the % of the season it is allowed to be used. Similarly, the factor B_{all} + (B_{reg} * R) reduces the emissions from the new cleaner stoves to only the days they are allowed to burn and scaling the days registered devices are allowed to burn based on the actual percentage of Burn Cleaner funded devices that are registered in the District.

IX. Project Emissions Reductions Equation

Finally, the emissions reductions for each project can be calculated, per:

$$E_{reductions} = E_{old} - E_{new} \quad \text{(Equation 7)}$$

Where:

$E_{reductions}$ = emissions reduced by project;
 E_{old} = per **Equation 3**; and
 E_{new} = per **Equation 4**.

X. Sample Calculation

In order to clarify the above methodology, an example showing the process to calculate emission reductions for one project is shown. The following project is one included in Appendix C:

Table A-5 – Sample Project Inputs

Project Number	C-47268-1
County	Madera
Old Device Type	Freestanding Non-Certified Wood Stove
New Device Type	Freestanding Certified Wood Stove
Emission Rating (g/hr)	2.1
Overall Efficiency	75%
Device Subtype	Non-Catalytic
Piped Natural Gas Service	True
Claim Date	9/20/2016

For this project, the above data inputs as well as values from Table A-1 through Table A-4 above are used to calculate the emission reductions as follows:

To calculate activity, using **Equation 5** as:

$$A = W \times \delta_{CA} = 2.61 \frac{\text{cord}}{\text{year}} \times 1.54 \frac{\text{tons}}{\text{cord}} = 4.02 \frac{\text{tons}}{\text{year}}$$

Where:

$W = 2.61$ cord/year is found in Table A-1 above for Madera County; and
 $\delta_{CA} = 1.54$ tons/cord.

Then the old unit emissions can be found using **Equation 3**, as:

$$E_{old} = A \times EF_{old} \times B_{all} = 4.02 \frac{\text{tons}}{\text{year}} \times 29.50 \frac{\text{lb PM}_{2.5}}{\text{ton}} \times 33.3\%$$

$$E_{old} = 39.490 \frac{\text{lb PM}_{2.5}}{\text{year}}$$

Where:

$A = 4.02$ tons/year;
 $EF_{old} = 29.50$ lb PM_{2.5}/ton from Table A-2; and
 $B_{all} = 33.3\%$ from Table A-4.

SAN JOAQUIN VALLEY UNIFIED AIR POLLUTION CONTROL DISTRICT

2021 Annual Demonstration Report

August 31, 2022

To calculate the new unit emissions we first need to calculate the new unit emission factor using **Equation 6**:

$$EF_{new} = \frac{ER \times 1.5}{BR \times 2} = \frac{2.1 \frac{g PM2.5}{hr} \times 1.5}{1.5 \frac{kg}{hr}} \times 2 \frac{\frac{g}{kg}}{\frac{lb}{ton}} = 4.2 \frac{lb PM2.5}{ton}$$

Where:

ER = 2.1 g/hr from Table A-5; and

BR = 1.5 kg/hr.

Using these **Equation 4** yields:

$$E_{new} = A \times EF_{new} \times \left(\frac{NE_{conv}}{NE_{new}} \right) \times [B_{all} + (B_{reg} \times R)]$$

$$E_{new} = 4.02 \frac{tons}{year} \times 4.2 \frac{lb PM2.5}{ton} \times \left(\frac{54\%}{75\%} \right) \times [33.3\% + (56.7\% \times 14.0\%)]$$

$$E_{new} = 5.017 \frac{lb PM2.5}{year}$$

Where:

A = 4.02 tons/year;

EF_{new} = 4.2 lb PM2.5/ton;

NE_{conv} = 54% from Table A-3;

NE_{new} = 75% from Table A-5;

B_{all} = 33.3% from Table A-4;

B_{reg} = 56.7% from Table A-4; and

R = 14.0%.

Finally, **Equation 7** can be used to calculate the project's emission reductions:

$$E_{reductions} = E_{old} - E_{new} = 39.490 \frac{lb PM2.5}{year} - 5.017 \frac{lb PM2.5}{year}$$

$$E_{reductions} = 34.473 \frac{lb PM2.5}{year} = 0.0173 \frac{tons PM2.5}{year}$$

Appendix B

2021 Voucher Guidelines Program Documents

- Voucher Guidelines, version effective 12/2021
- Voucher Application, version effective 12/2021
- Low Income Eligibility Form, version effective 07/2021
- Rental Property Owner & Tenant Approval Form, version effective 07/2021
- Fireplace Decommissioning Form, version effective 09/2021
- Burn Cleaner Program Retailers List, version effective 10/2021



VOUCHER GUIDELINES

HOW DOES THE PROGRAM WORK?

Participation in the Burn Cleaner Program occurs in three phases:

- PHASE 1** Voucher Application – Submit a complete application and all required documents to the District for voucher approval.
- PHASE 2** Voucher Approved – Present your approved voucher to a participating program retailer and purchase and install your new device.
- PHASE 3** Voucher Redemption – Redeem your voucher by submitting a complete Claim for Payment Packet to the District, and the District will reimburse you for eligible costs, up to the approved voucher amount.

For any questions about the program, please contact staff at (559) 230-5800, or by email at grants@valleyair.org.

INCENTIVE LEVELS

The most recent amendments to the District’s Rule 4901 requires stricter residential wood-burning curtailments for three counties considered “Hot Spot” areas in the San Joaquin Valley: Madera, Fresno and the Valley Air Basin portion of Kern. Due to stricter curtailment thresholds and to encourage participation, enhanced incentives will be provided for eligible participants in those counties. In addition, as part of its requirements under Assembly Bill 617 (AB 617) to implement additional measures to reduce air pollution in disadvantaged communities, the District is providing enhanced incentives to participants who have residences located in the AB 617 selected Stockton Community and have access to piped natural gas. To verify if your residence is within the AB 617 Stockton Community boundaries, please visit the District’s website for the community at community.valleyair.org/selected-communities/stockton.

The eligible incentive amount is based on the physical address (“Device Address” on application) of the old wood-burning device that will be replaced through the program, and whether the residential property is in an area that has access to piped natural gas.

ACCESS TO NATURAL GAS	LOCATION OF OLD DEVICE	ELIGIBLE NEW DEVICE TYPE	INCENTIVE LEVEL
Residence WITH access to piped natural gas	Hot Spot Counties Madera, Fresno, or the Valley Air Basin portion of Kern County, or AB 617 Stockton Community	Natural Gas Insert/ Freestanding Stove	Up to \$2,500* + \$500 for eligible installation costs
		Electric Heat Pump	Up to \$4,000*
	Kings, Merced, San Joaquin, Stanislaus or Tulare County	Natural Gas Insert/ Freestanding Stove	Up to \$1,000 + \$500 for eligible installation costs
		Electric Heat Pump	Up to \$1,500
		Low-Income	Additional \$1,500 for qualified applicants
	Residence WITHOUT access to piped natural gas	Fresno, Kings, Madera, Merced, San Joaquin, Stanislaus, Tulare or the Valley Air Basin portion of Kern County	Certified wood insert/ Freestanding stove
Certified pellet insert/ Freestanding stove			Up to \$1,000
Natural Gas insert/ Freestanding stove			Up to \$1,000 + \$500 for eligible installation costs
Electric Heat Pump			Up to \$1,500
Low-income			Additional \$1,500 for qualified applicants

*Regardless of income



VOUCHER GUIDELINES *(Continued)*

REQUIREMENTS & ELIGIBILITY

- The replacement or modification of the open hearth fireplace or old wood/pellet device must result in the reduction of emissions.
- The applicant identified on the application must be the home/property owner, or the tenant currently renting the Device Address identified on the application, to be eligible to apply for incentive funding through the Burn Cleaner Program. Tenants are required to submit a Rental Property Owner & Tenant Approval Form with their application.
- To ensure the safe and proper installation of their new device, applicants must acquire any necessary permits and obtain proof that the installation of their new device meets all local, state or federal requirements through a final inspection by an applicable authority.
- The old device must be in safe and operational conditions. Must currently be in-use or have been used during the most recent winter season. Must not be dismantled until **after** you receive voucher approval.
- **One voucher allowed per device address.**
- **Do not** make any non-refundable payments, disassemble your old device or install your new device until you receive a District Voucher.
- Old gas stoves, gas inserts, gas fireplaces, devices with a gas log or electric heating devices are **not eligible** for replacement through this program.
- New certified wood or pellet devices must be identified on the current list of EPA Certified Wood Heaters to be eligible for Burn Cleaner. For List of EPA Certified devices please visit <https://cfpub.epa.gov/oarweb/woodstove/index.cfm?fuseaction=app.search>
- New gas fireplaces must be certified as heater-rated, which are tested using the American National Standard ANSI Z21.88/CSA 2.33 (Vented Gas Fireplace Heaters). Gas fireplaces that are designed exclusively for aesthetic and decorative use are **not eligible**.
- Old devices located in homes owned by local Public Housing Authorities are not eligible for replacement.
- Tenants in multi-unit residential complexes with more than two units are not eligible for low-income funding.
- The property where the device is to be installed must be located within the San Joaquin Valley (SJV) air basin, which includes the following counties: San Joaquin, Stanislaus, Merced, Madera, Fresno, Kings, Tulare and the SJV portion of Kern County.
- Installation of a new device must be conducted by the contracted Retailer; a third-party contractor under the approval and supervision of the Retailer; or by a certified/licensed technician that is pre-approved by the District. Self-installation or installation by non-licensed contractor is not eligible under this program.
- New device must be purchased from a contracted retailer, for a list of eligible retailers visit www.valleyair.org/burncleaner.
- All old wood/pellet inserts and stoves replaced and removed through this program must be permanently destroyed by a licensed recycling/dismantling facility. Open-hearth fireplaces that have been replaced with a new freestanding stove or electric heat pump must be made permanently inoperable by completely removing the fireplace structure, or permanently sealing it. The open hearth may remain intact if a new stove is installed inside the existing fireplace. Temporary methods will not satisfy this requirement.
- Priority will be given to low-income applicants, those purchasing natural gas or eligible electric devices, and those that reside in an area without piped natural gas service. To be considered as low-income, applicants must complete and submit the Voucher Application and the Low-Income Eligibility Form for review. Forms are available at www.valleyair.org/burncleaner.
- The new device must remain installed at the device address for a minimum of three years.
- Incentive funding provided under this program is not for the repair of an existing unit.
- Electric heat pumps purchased through the program must be ducted (packaged or split) heat pumps or ductless mini-split heat pumps that are permanently installed. Electric heat pumps are not the same as electric fireplaces. For more information about electric heat pumps, please visit: www.energy.gov/energysaver/heat-pump-systems. Electric fireplaces, air conditioners, portable devices, and other electric (resistance) heating devices are not eligible for funding under this program. Applicants who have a heat pump project will be contacted by program staff and be required to complete and submit a Fireplace Decommissioning Form. For ductless heat pump projects, only one head is eligible for reimbursement.
- The eligibility of the applicant to participate in the program is at the sole discretion of the District.
- Before and after photos are required, see page 4.



VOUCHER GUIDELINES (Continued)

DEVICE ELIGIBILITY

The old device must be located at a residence within the District’s boundaries. Applicants must submit an application and obtain an approved voucher from the District prior to purchasing the new device.

The eligibility of the new device is based on the old device type and whether the residential property is in an area that has access to piped natural gas.

LOCATION OF OLD DEVICE	OLD DEVICE TYPE	NEW DEVICE TYPE		
		Certified Wood/Pellet <i>Insert, Freestanding Stove or Fireplace</i>	Natural Gas/Propane <i>Insert, Freestanding Stove or Fireplace</i>	Electric Heat Pump
Areas with Access to Natural Gas	Open Hearth Wood-burning Fireplace	✗	✓	✓
	Non-Certified Wood/Pellet <i>Insert or Freestanding Stove</i>	✗	✓	✓
	Certified Wood/Pellet <i>Insert or Freestanding Stove</i>	✗	✓	✓
	Natural Gas/Propane <i>Insert or Freestanding Stove</i>	✗	✗	✗
	Electric <i>Insert or Freestanding/ Wall-mounted Fireplace</i>	✗	✗	✗
Areas without Access to Natural Gas	Open Hearth Wood-burning Fireplace	✓	✓	✓
	Non-Certified Wood/Pellet <i>Insert or Freestanding Stove</i>	✓	✓	✓
	Certified Wood/Pellet <i>Insert or Freestanding Stove</i>	✗	✓	✓
	Natural Gas/Propane <i>Insert, Freestanding Stove, Logs or Fireplace</i>	✗	✗	✗
	Electric <i>Insert or Freestanding/ Wall-mounted Fireplace</i>	✗	✗	✗

VOUCHER GUIDELINES (Continued)

BEFORE AND AFTER PHOTO GUIDELINES

Photo Guidelines

Before Photos

Two photos are required during the Voucher Application process (Phase 1) to determine eligibility.

- 1) First photo should be a close up of the inside of the device with all screen or doors open.
- 2) Second photo should clearly show the old device and the surrounding background from floor to ceiling. This photo will be compared to the after photo to confirm the old device has been replaced or modified.

PHOTOS MUST:

- a. Show device in its original location and have all original parts intact (i.e. panels, screens, etc.). For freestanding stoves, the Applicant must provide a photo with the pipe and ventilation system intact.
- b. Be taken before the installation of any parts for new device (i.e. new electrical outlets, etc).

Sample Photos

Photo 1



Photo2



After Photo

One photo is required during the Claim for Payment process (Phase 3)

- 1) Photo should clearly show the new device and background.
 - a. Please provide an explanation if the surrounding is different (i.e. major reconstruction, refacing of fireplace or new location).

NOTE: Your claim may be delayed if staff cannot determine if the new device is in the same location as the old device.



ADDITIONAL PHOTO REQUIREMENTS FOR ELECTRIC HEAT PUMP PROJECT

Photo Guidelines

Before Photos

Ductless Mini-Split Heat Pump Projects

- 1) Include a floor to ceiling photo of where the heat pump head is expected to be mounted indoors.
- 2) Include a photo from roofline to the ground where the heat pump is expected to be set outside of the house.

Ducted Heat Pump Projects

- 1) Include a photo of where the heat pump is expected to be installed (either indoors or outdoors).

After Photo

Ductless Mini-Split Heat Pump Projects

- 1) Include a photo from floor to ceiling photo where the heat pump head was installed indoors.
- 2) Include a photo from roofline to the ground where the heat pump was set outside of the house.

Ducted Heat Pump Projects

- 1) Include a photo of the installed heat pump.

Decommissioned Old Device

Include photo(s) of the decommissioned old device as identified on the Fireplace Decommissioning Form you completed for your project.

VOUCHER GUIDELINES (Continued)

PAYMENT PROCESS

Payment Options

Steps

Instant Reduction

Only available to qualified low-income applicants who purchase from a retailer offering the instant Reduction option. See Burn Cleaner Retailers List for retailers who provide this option.

- After receipt of an approved voucher, applicant purchases an eligible new device from a retailer participating in the Instant Reduction Option and only pays for the cost of the new device and installation that exceeds the voucher amount. Voucher amount is applied directly at point of purchase through the retailer to reduce the out-of-pocket cost.
- Applicant signs the voucher and gives the claim for payment packet to the retailer, who will submit it directly to the District for reimbursement of the reduced amount. For installations completed by a subcontractor (not retailer), applicant will need to submit a separate claim directly to the District for reimbursement of any remaining voucher amount.
- Applicant must ensure the claim to reimburse the retailer is properly completed, including but not limited to, signing all necessary paperwork, providing appropriate supporting documentation and resolving any issues pertaining to the purchase and installation of the new device.

Reimbursement

Available to all qualified applicants. See Burn Cleaner Retailers list for all contracted retailers.

- After receipt of an approved voucher, applicant purchases an eligible new device from participating program retailer and pays for the entire cost of the new device, including installation.
- After making full payment, applicant submits a completed claim for payment packet to the District for reimbursement to the applicant.

Burn Cleaner is part of [California Climate Investments](#), a statewide initiative that puts billions of Cap-and-Trade dollars to work reducing greenhouse gas emissions, strengthening the economy and improving public health and the environment — particularly in disadvantaged communities.



VOUCHER APPLICATION - Phase 1

All fields below are required unless otherwise indicated. Submitting an incomplete application will delay the processing of your application.

APPLICANT INFORMATION

First and Last Name

Mailing Address City State Zip Code

Device Address (If different from above) City State Zip Code

County of Device Address (check one)

San Joaquin Stanislaus Merced Madera Fresno Kings Tulare Kern (Valley portion)

Primary Phone (required) E-mail Address (optional) Check here if you prefer to have your voucher emailed

Applicant Status (check one)

I am the homeowner/property owner purchasing for "Device Address" above. I am a tenant purchasing for "Device Address" above. (Additional docs req.)

Applicant Type (check one)

Standard Application Low-Income Application (Additional docs req.)

OLD DEVICE INFO

ESTIMATED ANNUAL WOOD OR PELLET USAGE OF OLD DEVICE (check one)

Approximate Wood Usage in **CORDS**:

1/4 1/2 1 2 3 4 5 If more than 5, identify here: _____

Approximate Pellet Usage in **POUNDS (lbs)**:

500 1000 1500 2000 3000 4000 5000 If more than 5000, identify here: _____

OLD DEVICE TYPE (check one) **NOTE: Older gas burning devices and electric heating devices are ineligible for this program**

Wood	Pellet	Other
<input type="checkbox"/> Certified insert	<input type="checkbox"/> Certified insert	<input type="checkbox"/> Open-hearth fireplace
<input type="checkbox"/> Non-certified insert	<input type="checkbox"/> Non-certified insert	<input type="checkbox"/> Wood-burning firebox
<input type="checkbox"/> Freestanding certified stove	<input type="checkbox"/> Freestanding certified stove	
<input type="checkbox"/> Freestanding non-certified stove	<input type="checkbox"/> Freestanding non-certified stove	

Does the house have access to piped natural gas? Yes No

Your house has access to piped natural gas if your gas services are provided by a utility company, and does not rely solely on gas that is purchased and stored in a propane tank.

NEW DEVICE INFO

NEW DEVICE TYPE (check only one based on whether the house has access to piped natural gas)

New Device Options for Houses WITH Piped Natural Gas	New Device Options for Houses WITHOUT Piped Natural Gas
<p>Gas</p> <p><input type="checkbox"/> Insert</p> <p><input type="checkbox"/> Freestanding stove</p> <p><input type="checkbox"/> Fireplace (Make and Model Required) Make: _____ Model: _____</p>	<p>Wood</p> <p><input type="checkbox"/> Certified insert</p> <p><input type="checkbox"/> Freestanding certified stove</p> <p>Gas</p> <p><input type="checkbox"/> Insert</p> <p><input type="checkbox"/> Freestanding stove</p> <p><input type="checkbox"/> Fireplace (Make and Model Required) Make: _____ Model: _____</p>
<p>Electric</p> <p>Heat Pump (Select Type)</p> <p><input type="checkbox"/> Ducted</p> <p><input type="checkbox"/> Ductless</p>	<p>Pellet</p> <p><input type="checkbox"/> Certified insert</p> <p><input type="checkbox"/> Freestanding certified stove</p> <p>Electric</p> <p>Heat Pump (Select Type)</p> <p><input type="checkbox"/> Ducted</p> <p><input type="checkbox"/> Ductless</p>

RETAILER

Applicants may visit any retailer participating in the Burn Cleaner program and are not required to choose a retailer at the time of application. If you are working with a retailer, please provide their information below. The District may contact the retailer you listed below regarding your application.

Retailer Name

Sales Representative

PHOTOS

Two pre-installation photos are required with this application.

Photo 1 - Must show the inside of the unmodified device/hearth, with all doors/screens open.

Photo 2 - Must be taken from floor to ceiling to show the old device/hearth with all original parts intact and surrounding structures.

If you intend to purchase an electric heat pump, additional photos will be required. See Voucher Guidelines for more information.

Photo Samples (DO NOT FAX)



Photo 1



Photo 2

AGREE & CERTIFY

By signing this application, I certify that I have read, understand and will adhere to the Burn Cleaner Program Voucher Guidelines and agree to all the following:

- I understand that self-installation is not allowed and the installation of the new device must be conducted by the contracted retailer; a third-party contractor under the approval and supervision of the retailer; or by a certified technician that is pre-approved by the District.
- I understand that submission of this voucher application **does not guarantee** incentive funding for the new device.
- I understand that it is my responsibility to verify that the new device is eligible under the program guidelines. New wood or pellet devices must be on the current list of EPA Certified Wood Heaters and new gas fireplaces must meet ANSI z21.88/CSA2.33.
- I will be removing an operable old device or modifying an open hearth fireplace at the device address specified on this voucher application.
- If applicable, I agree to surrender my old device to a licensed recycling/dismantling facility or to the participating retailer to dispose of at a licensed recycling/dismantling facility within **90 days** of installation of the new device. If I undertake the responsibility of disposing my old device, I agree to submit a dated receipt and certification from the dismantler/recycler that my old device will be permanently destroyed.
- I understand that if I install the new device in a location other than what is identified in the pre-installation photos at the device address, I must first contact District staff to receive approval and I must still render the old device permanently inoperable. At the time of claim, where I will be seeking reimbursement for the completion of my project, I will be required to provide additional documentation, such as additional photos, to confirm that the location of the old device can no longer service a wood-burning device.
- I understand that the selection of a Burn Cleaner retailer is completely my choice and the District does not endorse, or is not in partnership with any Burn Cleaner program retailers or installers and any such issues arising from the purchase or installation of the new device is between the applicant and the retailer or installer. The District will not be held liable for any circumstances or events that occur between the applicant and retailer or installer. Participating retailers are independent contractors; they are not officers, representatives, agents, servants, employees, partners, associates, etc. of the District.
- I understand that this is a reimbursement program and I will not be reimbursed until the new unit is paid in full, completely installed, and a complete Claim for Payment packet is submitted to the District. For low-income applicants who are eligible for the Instant Reduction option, please see page 2 of the Voucher Guidelines for payment processing.
- **I have not made any non-refundable payments towards the purchase of the new device or disassembled my old device, and will not install the new device until I have received an approved voucher from the District.**

Printed Name of Applicant

Applicant Signature (**electronic signatures not accepted**)

Date

CHECKLIST - Phase 1

You are almost done!

Please make sure you submit the following:

- Two Pre-installation photos (*choose one*)
 - Attached to App. Emailed Sent by Retailer
- If applicable, Low-Income Documents
- If applicable, Standard Tenant Documents
- If applicable, required photos for electric heat pump project (*see Voucher Guidelines*)

When complete, please submit your application packet via mail, email or fax to the Valley Air District:

Mail San Joaquin Valley Air Pollution Control District
Attention: Burn Cleaner Staff
1990 East Gettysburg Ave., Fresno, Ca 93726-0244

E-mail grants@valleyair.org
(**Subject line must identify your name and device address**)

Fax (559) 230-6112 (**Faxed photos are not accepted**)

Questions? (559) 230-5800

Register Your New Device!

Take advantage of more burn days by registering your new wood or pellet device at valleyair.org/CBYRegistration.



LOW INCOME ELIGIBILITY FORM

Please complete this form, and submit it with required income documentation along with the Voucher Application.

Applicant First and Last Name

Device Address

HOUSEHOLD INFO

Low Income eligibility will be determined based upon household size and the total household income.

# of People in Household	Max ANNUAL Gross Income	or	Max Monthly Gross Income
1	\$28,980	or	\$2,415
2	\$39,195	or	\$3,266
3	\$49,410	or	\$4,118
4	\$59,625	or	\$4,969
5	\$69,840	or	\$5,820
6	\$80,055	or	\$6,671
7	\$90,270	or	\$7,523
8	\$100,485	or	\$8,374
8+ add the following amount for each person	\$10,215	or	\$851

Please fill in the following information:

Number of People in Household: _____

Household includes applicant, and as applicable, your spouse and/or all other persons who can be claimed as a dependent for tax purposes.

Total Household Gross Income: _____ Monthly Annually

This is the adjusted gross income as listed on your most recent IRS 1040 tax form. If more than one person in the household filed taxes, provide the sum of the adjusted gross incomes. If you did not file taxes, provide the total of all sources of income from all persons in the household who receive income.

* The Income Eligibility Table is updated during February of each year.

INCOME VERIFICATION

Documents Required for Income Verification of all Household Members

Provide a completed copy of federal income tax Form 1040 (pages 1 & 2) or Tax Return Transcript from the most recent tax year for all members of the household who filed taxes. **Please redact all sensitive information, such as social security numbers, when submitting the copy.** You can obtain a Free Tax Return Transcript at www.irs.gov/individuals/get-transcript. If any dependent is over the age of 17, please provide documentation verifying their income or a statement regarding their income status.

OR: If you did not file a tax return this past year, you must provide the following:

1) A brief explanation as to why you did not file taxes this past year:

2) Copies of documentation from all issuing agencies that verifies the household income you identified. This documentation must cover the last 60 days for **all household members** who receive income. Documentation must identify the individual and amount of income received. Examples of acceptable documentation include, but are not limited to, the following:

- Check stubs; or
- W-2(s) for past year; or
- Social Security award letter for retirement, disability Supplemental Income (SSI), or Medicare benefits; or
- State Supplemental Payments (SSP); or
- Temporary Assistance for Needy Families (TANF); or
- General Assistance (GA) or General Relief (GR); or
- Publicly subsidized full medical coverage (Medi-Cal); or
- Housing Choice Voucher Program (must provide a copy of the housing assistance payments (HAP) contract).
- CAL Fresh; or
- California Work Opportunity and Responsibility to Kids (CalWORKS)

CERTIFY

I acknowledge that the information provided on this form will be used to assess and verify my low-income eligibility for the Burn Cleaner program. My signature gives consent for this information to be shared with other government agencies. I declare, under penalty of perjury under the laws of the State of California, that to the best of my knowledge the information on this application is true and correct. I understand that submitting false information may result in criminal conviction or in a civil penalty of not less than \$150 and not more than \$1000, and that I will not be eligible to receive future assistance.

Signature (*electronic signatures not accepted*)

Date



RENTAL PROPERTY OWNER & TENANT APPROVAL

Rental property owners and tenants are eligible to apply for the Valley Air District's Burn Cleaner Program. This form must be completed by both the rental property owner and primary tenant, and submitted with the required documents to be considered for a voucher. Please be sure to check the appropriate boxes on the Voucher Application regarding the Applicant Status and Applicant Type.

This form is only required to be completed and submitted if:

- **You are the primary tenant** who will be purchasing an eligible new device regardless of the type of application you will be submitting, Standard or Low-Income.
- **You are the rental property owner** who will be purchasing an eligible new device under the Low-Income application. If you are a rental property owner and will be submitting a Standard application, you are not required to complete and submit this form.

REQUIRED

In addition to this form, please submit the following:

- Lease Agreement** Copy of the complete signed lease agreement between the property owner and occupying tenant with a minimum of six (6) months remaining from the date of the application submittal. If you cannot provide this documentation, please contact program staff.
- Proof of Residence** Most recent utility bill (electricity, cable/satellite, water/garbage, etc.)

CERTIFY

By signing this form, the rental property owner and the tenant agree to replace the existing, higher-polluting residential burning device located at the device address identified on the application with an eligible new cleaner burning device according to the Program guidelines, and agree to the following:

1. *Tenant agrees to provide supporting documentation, as needed by the District, to determine low-income eligibility. If the rental property owner is applying under the Low-income application, the tenant has the option to submit supporting documentation such as income verification directly to the District in lieu of providing it to the rental property owner.*
2. *The rental property owner shall keep the new device obtained through the Burn Cleaner Program in the rental property in which it is installed, unless it is otherwise required to be removed for, but not limited to, safety or regulatory reasons as deemed appropriate by the District. The device shall become the property of the rental property owner, not the tenant or the District.*
3. *The rental property owner shall not raise the rent or evict the tenant because of the increased value of the rental property due solely to the installation of the new hearth device funded by the District.*
4. *The rental property owner and the tenant agree that payment of the incentive funding provided through the Program shall be made to the party that purchased the new hearth device.*

RENTAL PROPERTY OWNER

Mailing Address	City	State	Zip Code

Name (print)	Signature (electronic signatures not accepted)	Date
--------------	---	------

TENANT

Mailing Address	City	State	Zip Code

Name (print)	Signature (electronic signatures not accepted)	Date
--------------	---	------

Please submit this form with the completed Burn Cleaner Program Voucher Application and all other applicable documents. For more information, call 559-230-5800 or visit www.valleyair.org/burncleaner.

FIREPLACE DECOMMISSIONING FORM


This form must be completed and signed when decommissioning a wood-burning fireplace and is required for new electric heat pump applications.

APPLICANT	First and Last Name			
	Device Address	City	State	Zip Code

TYPE OF WORK TO BE PERFORMED

Freestanding Wood/Pellet Stove

I will have my freestanding wood/pellet stove removed and delivered to a licensed dismantling/recycling facility. A dated receipt from the dismantling/recycling facility must be obtained as proof of destruction and the facility must sign the Destruction Verification section of the Claim for Payment Form. In addition, I will remove all piping associated with the freestanding stove and permanently seal off the ceiling opening.


 *Photo requirement: Must include photo of the ceiling after it has been permanently sealed off. Must include a photo taken from floor to ceiling of the room after the freestanding stove is removed. Additional photos documenting the process are encouraged.*

Wood/Pellet Insert
(This option requires an additional selection from either the Wood-burning firebox or Open-hearth fireplace section)

I will have my wood/pellet insert removed and delivered to a licensed dismantling/recycling facility. A dated receipt from the dismantling/recycling facility must be obtained as proof of destruction and the facility must sign the Destruction Verification section of the Claim for Payment Form.


Wood-burning firebox

I will remove my wood-burning firebox and all piping associated with the firebox. In addition, I will permanently seal off the opening with drywall.


 *Photo requirement: Must show the fireplace after the wood-burning firebox and all piping associated with the firebox is removed. Must include a photo after the opening is permanently sealed off with drywall. Additional photos documenting the process are encouraged.*

Open-hearth fireplace


I will completely remove my chimney and fireplace as part of a remodel

 *Photo requirement: Must include both an interior and exterior photo after the fireplace is completely removed. Must include a photo taken from floor to ceiling of the area where the fireplace previously existed after it has been remodeled. Additional photos documenting the process are encouraged.*

I will permanently seal up my fireplace with masonry. This option requires the interior wood-burning area of the fireplace to be completely filled in with block or bricks and cement.

 *Photo requirement: Must include a photo at the beginning of the process, the middle of the process and the end of the process when the fireplace has been permanently sealed.*

I will permanently seal off the top of my chimney with cement. This option requires 1-2 feet of cement to seal off the top of the chimney.

 *Photo requirement: Must include a photo after the top of the chimney has been prepared but before the cement has been poured. In addition, a photo after half of the required cement has been poured and a photo after the top of the chimney has been permanently sealed off with cement. Additional photos documenting the process are encouraged.*



CERTIFICATIONS

I, the applicant, certify the following:

- *I have read all the options and understand the requirements outlined in this form. I understand that I will not be reimbursed for this project until the District deems my wood-burning fireplace fully decommissioned.*
- *The San Joaquin Valley Air Pollution Control District (District) recommends, but does not require, the use of a state licensed contractor when doing work related to the decommissioning of a wood-burning fireplace. I understand that if I choose not to use a state licensed contractor, I assume all the risk and outcome of the fireplace decommissioning work completed for this project.*
- *I understand that I will need to provide photographic proof throughout the fireplace decommissioning process from start to finish that clearly documents all steps taken and I agree to submit these photos with the claim for payment.*

Applicant Signature

Printed Name

Date



Burn Cleaner Program Retailers



Burn Cleaner Program applicants must purchase a new hearth device from a retailer on this list. Applicants have full discretion when choosing a retailer. The District does not endorse or employ any of the listed retailers. To assist qualified low-income applicants with their purchase, participating retailers are offering a reduced upfront cost for the purchase of a new device. If you are a low-income applicant, please feel free to visit a participating instant reduction retailer identified on this list, or contact program staff at (559) 230-5800 for more information.

	Retailer	Phone Number	City	CA Address
RETAILERS OFFERING INSTANT REDUCTION	MountainFlame Propane, Inc.	(559) 855-5955	Auberry	33041 Auberry Rd., Ste. 104, 93602
	Backyard and Home, Inc.	(661) 927-6030	Bakersfield	5301 White Lane, 93309
	Bakersfield Chimney	(661) 322-8443	Bakersfield	davidb805@aol.com
	Econo Air, Inc.	(661) 832-1700	Bakersfield	314 Union Ave., 93307
	Flameco Fireplace Specialist	(661) 321-0656	Bakersfield	300 Sumner St., 93305
	Greer's Banner Air	(661) 322-5858	Bakersfield	4115 Buck Owens Blvd., Ste. B, 93308
	Home and Leisure Superstore	(661) 832-9000	Bakersfield	5301 White Lane
	LS England Designs, Inc.	(661) 835-8000	Bakersfield	6600 District Blvd., Ste. B, 93313
	California Building Products, Inc.	(209) 537-7411	Ceres	2030 Rockefeller Drive, J, 95307
	Agape Fireplaces & Grills	(559) 475-0167	Clovis	www.agapefires.com, 93611
	Hammer's Unlimited Construction	(559)248-6176	Clovis	1003 3 rd Street, 93612
	Ponderosa Hearth & Home	(559) 298-1610	Clovis	812 Barstow Avenue, 93612
	Custom Fireside Shops, Inc.	(916) 714-4423	Elk Grove	9097 Elk Grove Blvd., 95624
	A-One Energy Source	(559) 255-0180	Fresno	7216 E. Tulare Ave., 93727
	America One Fireplaces	(559) 493-0110	Fresno	rod.co@live.com
	Backyard Spa & Leisure	(559) 276-0494	Fresno	7492 N. Fresno St., 93720
	Balanced Comfort	(559) 421-8814	Fresno	5645 E Clinton Ave., 93727
	California Building Products, Inc.	(559) 412-2503	Fresno	2671 N. Fordham, 93727
	Central Distributing	(559) 276-1500	Fresno	4250 W. Shaw Ave., 93722
	Energy House	(559) 432-1500	Fresno	122 E. Bullard, 93710
	Kustom Kitchens	(559) 252-3708	Fresno	1448 N. Dearing, 93703
	Vezina Industries	(559) 479-8287	Fresno	2547 W. Shaw Ave. #113, 93711
	Giddens Brothers, Inc.	(209) 745-4328	Galt	578 Fairway Dr., 95632
	Total Fireplace Inc.	(800) 499-4119	Lodi	2379 Maggio Circle #5, 95240
	America One Fireplaces	(559) 493-0110	Madera	rod.co@live.com
	Vezina Industries	(559) 479-8287	Madera	33543 Ave. 9, 93636
	America One Fireplaces	(559) 493-0110	Merced	rod.co@live.com
	Cal Farm & Home	(209) 358-1554	Merced	6245 N Winton Way
	Country Comfort	(209) 722-8082	Merced	520 W. Main St., 95340
	Bailey's Heating & Air, Inc.	(209) 527-4066	Modesto	310 River Road, 95351
	Gorman Stove Sales	(209) 522-3480	Modesto	3516 Oakdale Road Ste. C, 95357
	Stanislaus Stove & Flue	(209) 576-1203	Modesto	1641 Princeton Ave. #1, 95350
	The Spa Doctor of Modesto	(209) 545-5224	Modesto	3500 Sisk Road Ste. J, 95356
	All Brands Hearth & Spa	(209) 863-9330	Oakdale	122 N Sierra Ave., 95361
	The Hearth of Oakdale/MCS	(209) 985-5525	Oakdale	145 N. Second Ave., Ste. #1, 95361
	Mountain Comforts	(559) 683-7205	Oakhurst	49190 Road 426, 93644
	Professional Chimney & Venting Services	(209) 892-2933	Patterson	prochimney@mail.com
	Valley Fire Place Inc.	(209) 543-9800	Salida	4524 Salida Blvd., 95368
	The Spa Doctor of Modesto	(209) 545-5225	Stockton	609 Porter Ave., 95207
	America One Fireplaces	(559) 493-0110	Visalia	rod.co@live.com
Buck Stove Fan & Spa	(559) 627-2205	Visalia	1830 W. Caldwell Ste. B, 93277	
Ben's Appliance	(209) 369-4716	Lodi	1535 S. Cherokee Lane, 95240	
Pacific Hearth and Home	(916) 852-1814	Rancho Cordova	11511 Folsom Blvd. Ste. A, 95742	
The Heat Source	(661) 823-0117	Tehachapi	20817 South St., 93561	

Appendix C
Burn Cleaner Program Projects for Calendar Years
2015 through 2021

SAN JOAQUIN VALLEY UNIFIED AIR POLLUTION CONTROL DISTRICT

Contract#	County	OldDeviceType	NewDeviceType	EmissionRating	OverallEfficiency	DeviceSubtype	PipedNatGas	InstallDate	ClaimDate	Emission Factor		Efficiency		FuelUse	Non-Curtailment %		Emissions (tpy PM2.5)		
										EF_Old	EF_New	Eff_Old	Eff_New		B _{all}	B _{reg}	Before	After	Reduction
C-35656-1A	San Joaquin	Freestanding Non-Certified Wood Stove	Certified Wood Insert	3		Non-Catalytic	TRUE	1/15/2016	2/3/2016	29.5	6	54%	68%	1.15	61%	38%	0.0159	0.0028	0.0131
C-35825-1A	Fresno	Freestanding Non-Certified Wood Stove	Freestanding Certified Wood Stove	4.1		Non-Catalytic	TRUE	3/18/2016	4/5/2016	29.5	8.2	54%	68%	2.09	24%	59%	0.0115	0.0034	0.0081
C-35961-2B	San Joaquin	Wood-burning firebox	Gas Insert				TRUE	1/26/2018	3/15/2018	22.7	0	7%	68%	0.299465	61%	38%	0.0032	0.0000	0.0032
C-35987-1A	Stanislaus	Open Hearth Fireplace	Certified Wood Insert	3.6		Non-Catalytic	TRUE	1/8/2016	1/28/2016	22.7	7.2	7%	68%	0.299465	54%	44%	0.0028	0.0001	0.0027
C-36052-1A	Fresno	Open Hearth Fireplace	Certified Wood Insert	2.9		Non-Catalytic	TRUE	8/18/2016	8/31/2016	22.7	5.8	7%	68%	0.299465	24%	59%	0.0013	0.0000	0.0012
C-36184-1A	San Joaquin	Freestanding Non-Certified Wood Stove	Certified Wood Insert	4.1		Non-Catalytic	FALSE	7/23/2016	10/11/2016	29.5	8.2	54%	68%	1.15	100%	0%	0.0261	0.0058	0.0204
C-36639-1A	Stanislaus	Open Hearth Fireplace	Gas Insert				FALSE	1/5/2016	1/27/2016	22.7	0	7%	68%	0.299465	100%	0%	0.0052	0.0000	0.0052
C-37165-1A	Kern	Open Hearth Fireplace	Gas Insert				TRUE	1/14/2016	2/1/2016	22.7	0	7%	68%	0.299465	31%	51%	0.0016	0.0000	0.0016
C-37280-2B	Fresno	Open Hearth Fireplace	Gas Insert				TRUE	3/24/2017	3/30/2017	22.7	0	7%	68%	0.299465	24%	59%	0.0013	0.0000	0.0013
C-37386-1A	Tulare	Open Hearth Fireplace	Gas Insert				TRUE	2/19/2016	3/16/2016	22.7	0	7%	68%	0.299465	53%	43%	0.0028	0.0000	0.0028
C-37759-2B	Kern	Open Hearth Fireplace	Gas Insert				FALSE	1/4/2016	2/1/2016	22.7	0	7%	68%	0.299465	100%	0%	0.0052	0.0000	0.0052
C-37783-2B	San Joaquin	Open Hearth Fireplace	Gas Insert				TRUE	8/30/2016	9/13/2016	22.7	0	7%	68%	0.299465	61%	38%	0.0032	0.0000	0.0032
C-37895-1A	Madera	Freestanding Non-Certified Wood Stove	Certified Pellet Insert	1.9		Non-Catalytic	TRUE	2/12/2016	3/3/2016	29.5	3.8	54%	68%	2.61	33%	57%	0.0198	0.0025	0.0173
C-37954-1A	San Joaquin	Open Hearth Fireplace	Gas Insert				FALSE	3/30/2016	6/20/2016	22.7	0	7%	68%	0.299465	100%	0%	0.0052	0.0000	0.0052
C-37983-2B	Merced	Open Hearth Fireplace	Gas Insert				FALSE	1/28/2016	2/12/2016	22.7	0	7%	68%	0.299465	100%	0%	0.0052	0.0000	0.0052
C-38002-1A	Stanislaus	Freestanding Non-Certified Wood Stove	Certified Wood Insert	2.9		Non-Catalytic	TRUE	1/25/2016	2/9/2016	29.5	5.8	54%	68%	1.55	54%	44%	0.0191	0.0033	0.0158
C-38104-1A	San Joaquin	Freestanding Non-Certified Wood Stove	Gas Insert				TRUE	2/17/2016	4/12/2016	29.5	0	54%	68%	1.15	61%	38%	0.0159	0.0000	0.0159
C-38189-1A	Kern	Open Hearth Fireplace	Certified Wood Insert	2.6		Non-Catalytic	FALSE	3/10/2016	8/26/2016	22.7	5.2	7%	68%	0.299465	100%	0%	0.0052	0.0001	0.0051
C-38697-1A	Madera	Freestanding Non-Certified Wood Stove	Certified Wood Insert	1.9		78 Hybrid	TRUE	3/16/2017	3/29/2017	29.5	3.8	54%	78%	2.61	33%	57%	0.0198	0.0022	0.0176
C-38788-1A	Stanislaus	Open Hearth Fireplace	Certified Wood Insert	1.6		Non-Catalytic	TRUE	2/18/2016	3/9/2016	22.7	3.2	7%	68%	0.299465	54%	44%	0.0028	0.0000	0.0028
C-39912-2B	Merced	Open Hearth Fireplace	Gas Insert				FALSE	10/11/2016	11/14/2016	22.7	0	7%	68%	0.299465	100%	0%	0.0052	0.0000	0.0052
C-39984-1A	Fresno	Open Hearth Fireplace	Gas Insert				TRUE	3/11/2016	5/23/2016	22.7	0	7%	68%	0.299465	24%	59%	0.0013	0.0000	0.0013
C-40010-2B	Tulare	Open Hearth Fireplace	Gas Insert				TRUE	1/4/2016	6/27/2016	22.7	0	7%	68%	0.299465	53%	43%	0.0028	0.0000	0.0028
C-40146-1A	Fresno	Freestanding Non-Certified Wood Stove	Gas Fireplace				FALSE	3/2/2016	3/29/2016	29.5	0	54%	68%	2.09	100%	0%	0.0475	0.0000	0.0475
C-40227-1A	Fresno	Open Hearth Fireplace	Certified Wood Insert	2.6		Non-Catalytic	TRUE	8/4/2016	10/27/2016	22.7	5.2	7%	68%	0.299465	24%	59%	0.0013	0.0000	0.0012
C-40255-1A	Madera	Freestanding Non-Certified Wood Stove	Certified Wood Insert	2.9		Non-Catalytic	FALSE	3/2/2016	3/30/2016	29.5	5.8	54%	68%	2.61	100%	0%	0.0593	0.0093	0.0500
C-40361-1A	San Joaquin	Open Hearth Fireplace	Certified Wood Insert	4.2		Non-Catalytic	TRUE	2/4/2016	3/10/2016	22.7	8.4	7%	68%	0.299465	61%	38%	0.0032	0.0001	0.0031
C-40508-1A	Kern	Open Hearth Fireplace	Gas Fireplace				TRUE	4/15/2016	5/18/2016	22.7	0	7%	68%	0.299465	31%	51%	0.0016	0.0000	0.0016
C-40573-1A	Fresno	Open Hearth Fireplace	Gas Insert				TRUE	3/25/2016	7/14/2016	22.7	0	7%	68%	0.299465	24%	59%	0.0013	0.0000	0.0013
C-40605-1A	Fresno	Open Hearth Fireplace	Gas Insert				FALSE	1/14/2016	5/11/2016	22.7	0	7%	68%	0.299465	100%	0%	0.0052	0.0000	0.0052
C-40759-1A	San Joaquin	Open Hearth Fireplace	Gas Insert				TRUE	2/29/2016	3/23/2016	22.7	0	7%	68%	0.299465	61%	38%	0.0032	0.0000	0.0032
C-40762-2B	Tulare	Open Hearth Fireplace	Gas Insert				FALSE	3/18/2016	4/13/2016	22.7	0	7%	68%	0.299465	100%	0%	0.0052	0.0000	0.0052
C-40769-1A	Tulare	Open Hearth Fireplace	Gas Fireplace				TRUE	2/24/2016	4/25/2016	22.7	0	7%	68%	0.299465	53%	43%	0.0028	0.0000	0.0028
C-40843-1A	San Joaquin	Freestanding Non-Certified Wood Stove	Gas Insert				FALSE	1/25/2016	2/8/2016	29.5	0	54%	68%	1.15	100%	0%	0.0261	0.0000	0.0261
C-40908-1A	Stanislaus	Freestanding Non-Certified Wood Stove	Gas Insert				TRUE	1/15/2016	2/12/2016	29.5	0	54%	68%	1.55	54%	44%	0.0191	0.0000	0.0191
C-40914-1A	Stanislaus	Open Hearth Fireplace	Gas Insert				TRUE	10/16/2016	3/8/2016	22.7	0	7%	68%	0.299465	54%	44%	0.0028	0.0000	0.0028
C-40971-1A	Stanislaus	Open Hearth Fireplace	Certified Wood Insert	1.6		Non-Catalytic	TRUE	2/18/2016	5/18/2016	22.7	3.2	7%	68%	0.299465	54%	44%	0.0028	0.0000	0.0028
C-40987-1A	Tulare	Freestanding Non-Certified Wood Stove	Gas Insert				FALSE	8/26/2017	9/14/2017	29.5	0	54%	68%	2.4	100%	0%	0.0545	0.0000	0.0545
C-40993-1A	Madera	Non-Certified Wood Insert	Certified Wood Insert	3.6		Non-Catalytic	FALSE	2/22/2016	3/1/2016	29.5	7.2	54%	68%	2.1	100%	0%	0.0477	0.0092	0.0385
C-41032-2B	Madera	Open Hearth Fireplace	Gas Insert				TRUE	1/6/2016	2/23/2016	22.7	0	7%	68%	0.299465	33%	57%	0.0017	0.0000	0.0017
C-41054-1A	Fresno	Freestanding Non-Certified Wood Stove	Gas Insert				TRUE	1/25/2016	2/9/2016	29.5	0	54%	68%	2.09	24%	59%	0.0115	0.0000	0.0115
C-41072-1A	San Joaquin	Open Hearth Fireplace	Gas Fireplace				TRUE	1/7/2016	1/26/2016	22.7	0	7%	68%	0.299465	61%	38%	0.0032	0.0000	0.0032
C-41105-3C	Stanislaus	Open Hearth Fireplace	Gas Insert				FALSE	1/29/2016	2/16/2016	22.7	0	7%	68%	0.299465	100%	0%	0.0052	0.0000	0.0052
C-41112-1A	Merced	Open Hearth Fireplace	Gas Fireplace				FALSE	9/30/2016	11/1/2016	22.7	0	7%	68%	0.299465	100%	0%	0.0052	0.0000	0.0052
C-41149-1A	Stanislaus	Non-Certified Wood Insert	Certified Wood Insert	4.4		Non-Catalytic	FALSE	5/6/2016	6/27/2016	29.5	8.8	54%	68%	2.1	100%	0%	0.0477	0.0113	0.0364
C-41155-1A	Stanislaus	Open Hearth Fireplace	Gas Fireplace				FALSE	4/25/2016	5/12/2016	22.7	0	7%	68%	0.299465	100%	0%	0.0052	0.0000	0.0052
C-41158-1A	San Joaquin	Open Hearth Fireplace	Gas Insert				TRUE	11/3/2016	2/1/2017	22.7	0	7%	68%	0.299465	61%	38%	0.0032	0.0000	0.0032
C-41209-1A	Fresno	Open Hearth Fireplace	Certified Wood Insert	2.9		Non-Catalytic	TRUE	2/15/2016	3/24/2016	22.7	5.8	7%	68%	0.299465	24%	59%	0.0013	0.0000	0.0012
C-41219-1A	Madera	Freestanding Non-Certified Wood Stove	Certified Pellet Insert	1.1		Non-Catalytic	FALSE	1/5/2016	1/26/2016	29.5	2.2	54%	68%	2.61	100%	0%	0.0593	0.0035	0.0558
C-41228-1A	San Joaquin	Open Hearth Fireplace	Gas Insert				TRUE	1/11/2016	2/23/2016	22.7	0	7%	68%	0.299465	61%	38%	0.0032	0.0000	0.0032
C-41278-1A	San Joaquin	Open Hearth Fireplace	Gas Insert				TRUE	1/8/2016	2/9/2016	22.7	0	7%	68%	0.299465	61%	38%	0.0032	0.0000	0.0032
C-41284-1A	San Joaquin	Open Hearth Fireplace	Gas Insert				TRUE	1/19/2016	2/8/2016	22.7	0	7%	68%	0.299465	61%	38%	0.0032	0.0000	0.0032
C-41290-1A	Stanislaus	Open Hearth Fireplace	Gas Fireplace				TRUE	1/5/2016	5/12/2016	22.7	0	7%	68%	0.299465	54%	44%	0.0028	0.0000	0.0028
C-41306-1A	Stanislaus	Open Hearth Fireplace	Gas Insert				FALSE	1/13/2016	1/28/2016	22.7	0	7%	68%	0.299465	100%	0%	0.0052	0.0000	0.0052
C-41340-2B	San Joaquin	Open Hearth Fireplace	Gas Insert				TRUE	1/11/2016	2/3/2016	22.7	0	7%	68%	0.299465	61%	38%	0.0032	0.0000	0.0032
C-41341-1A	Madera	Freestanding Non-Certified Wood Stove	Freestanding Certified Wood Stove	3.4		72 Non-Catalytic	TRUE	1/25/2016	2/8/2016	29.5	6.8	54%	72%	2.61	33%	57%	0.0198	0.0042	0.0155
C-41364-1A	Madera	Freestanding Non-Certified Wood Stove	Gas Insert				TRUE	5/30/2016	10/25/2016	29.5	0	54%	68%	2.61	33%	57%	0.0198	0.0000	0.0198
C-41366-1A	San Joaquin	Open Hearth Fireplace	Gas Insert				TRUE	1/22/2016	2/9/2016	22.7	0	7%	68%	0.299465	61%	38%	0.0032	0.0000	0.0032
C-41376-1A	Stanislaus	Freestanding Non-Certified Wood Stove	Gas Insert				TRUE	3/11/2016	4/7/2016	29.5	0	54%	68%	1.55	54%	44%	0.0191	0.0000	0.0191
C-41395-1A	Madera	Open Hearth Fireplace	Certified Wood Insert	3.5		Non-Catalytic	FALSE	1/19/2016	3/14/2016	22.7	7	7%	68%	0.299465	100%	0%	0.0052	0.0002	0.0051
C-41406-1A	Fresno	Open Hearth Fireplace	Gas Insert				TRUE	2/23/2016	5/10/2016	22.7	0	7%	68%	0.299465	24%	59%	0.0013	0.0000	0.0013
C-41437-1A	Fresno	Open Hearth Fireplace	Gas Insert				FALSE	11/16/2016	4/11/2016	22.7	0	7%	68%	0.299465	100%	0%	0.0052	0.0000	0.0052
C-41475-1A	Stanislaus	Open Hearth Fireplace	Gas Insert				TRUE	4/24/2016	5/12/2016	22.7	0	7%	68%	0.299465	54%	44%	0.0028	0.0000	0.0028
C-41493-1A	Fresno	Open Hearth Fireplace	Gas Insert				TRUE	3/28/2016	4/12/2016	22.7	0	7%	68%	0.299465	24%	59%	0.0013	0.0000	0.0013
C-41552-1A	Fresno	Freestanding Non-Certified Wood Stove	Gas Insert				TRUE	2/8/2016	3/22/2016	29.5	0	54%	68%	2.09	24%	59%	0.0115	0.0000	0.0115
C-41586-1A	Fresno	Certified Wood Insert	Gas Insert				TRUE	2/13/2016	4/1/2016	14.5785	0	68%	68%	2.1	24%	59%	0.0057	0.0000	0.0057
C-41624-1A	Fresno	Open Hearth Fireplace	Gas																

SAN JOAQUIN VALLEY UNIFIED AIR POLLUTION CONTROL DISTRICT

Contract#	County	OldDeviceType	NewDeviceType	EmissionRating	OverallEfficiency	DeviceSubtype	PipedNatGa	InstallDate	ClaimDate	Emission Factor		Efficiency		FuelUse	Non-Curtailment %		Emissions (tpy PM2.5)		
										EF_Old	EF_New	Eff_Old	Eff_New		B_all	B_reg	Before	After	Reduction
C-41900-1A	San Joaquin	Open Hearth Fireplace	Gas Insert				TRUE	1/14/2016	2/1/2016	22.7	0	7%	68%	0.299465	61%	38%	0.0032	0.0000	0.0032
C-41903-1A	San Joaquin	Open Hearth Fireplace	Gas Insert				TRUE	1/6/2016	2/1/2016	22.7	0	7%	68%	0.299465	54%	44%	0.0028	0.0000	0.0028
C-41923-2B	Merced	Open Hearth Fireplace	Certified Wood Insert	2.6		Non-Catalytic	TRUE	12/30/2016	1/25/2017	22.7	5.2	7%	68%	0.299465	68%	32%	0.0035	0.0001	0.0034
C-41924-1A	Madera	Open Hearth Fireplace	Certified Wood Insert	3.5		73 Non-Catalytic	FALSE	1/4/2016	1/26/2016	22.7	7	7%	73%	0.299465	100%	0%	0.0052	0.0002	0.0051
C-41926-2B	Fresno	Open Hearth Fireplace	Gas Insert				TRUE	3/21/2016	6/27/2016	22.7	0	7%	68%	0.299465	24%	59%	0.0013	0.0000	0.0013
C-41927-1A	Stanislaus	Open Hearth Fireplace	Certified Wood Insert	3.5		73 Non-Catalytic	TRUE	1/20/2016	2/1/2016	22.7	7	7%	73%	0.299465	54%	44%	0.0028	0.0001	0.0027
C-41929-1A	Fresno	Freestanding Non-Certified Wood Stove	Certified Wood Insert	3.3		Non-Catalytic	FALSE	3/24/2016	12/7/2016	29.5	6.6	54%	68%	2.09	100%	0%	0.0475	0.0084	0.0390
C-41936-1A	Fresno	Freestanding Non-Certified Wood Stove	Freestanding Gas Stove				TRUE	1/25/2016	4/14/2016	29.5	0	54%	68%	2.09	24%	59%	0.0115	0.0000	0.0115
C-41940-1A	Kern	Open Hearth Fireplace	Gas Insert				TRUE	1/28/2016	2/12/2016	22.7	0	7%	68%	0.299465	31%	51%	0.0016	0.0000	0.0016
C-41958-1A	Fresno	Open Hearth Fireplace	Gas Insert				FALSE	11/16/2016	1/24/2017	22.7	0	7%	68%	0.299465	100%	0%	0.0052	0.0000	0.0052
C-41963-1A	San Joaquin	Open Hearth Fireplace	Gas Insert				TRUE	2/16/2016	3/22/2016	22.7	0	7%	68%	0.299465	61%	38%	0.0032	0.0000	0.0032
C-41969-1A	San Joaquin	Freestanding Non-Certified Wood Stove	Certified Wood Insert	3.4		Non-Catalytic	TRUE	3/23/2016	4/5/2016	29.5	6.8	54%	68%	1.15	61%	38%	0.0159	0.0032	0.0127
C-41988-1A	Fresno	Freestanding Non-Certified Wood Stove	Gas Insert				TRUE	2/7/2016	3/9/2016	29.5	0	54%	68%	2.09	24%	59%	0.0115	0.0000	0.0115
C-41995-2B	San Joaquin	Freestanding Non-Certified Wood Stove	Certified Wood Insert	1.8		80 Catalytic	TRUE	1/7/2016	2/1/2016	29.5	3.6	54%	80%	1.15	61%	38%	0.0159	0.0014	0.0145
C-41999-1A	San Joaquin	Freestanding Non-Certified Wood Stove	Gas Insert				TRUE	2/25/2016	5/10/2016	29.5	0	54%	68%	1.15	61%	38%	0.0159	0.0000	0.0159
C-42012-1A	San Joaquin	Open Hearth Fireplace	Gas Insert				TRUE	1/21/2016	3/7/2016	22.7	0	7%	68%	0.299465	61%	38%	0.0032	0.0000	0.0032
C-42014-1A	Fresno	Open Hearth Fireplace	Gas Insert				TRUE	1/12/2016	3/7/2016	22.7	0	7%	68%	0.299465	24%	59%	0.0013	0.0000	0.0013
C-42016-2B	San Joaquin	Freestanding Non-Certified Wood Stove	Gas Insert				TRUE	1/4/2016	1/26/2016	29.5	0	54%	68%	1.15	61%	38%	0.0159	0.0000	0.0159
C-42018-1A	Madera	Open Hearth Fireplace	Certified Wood Insert	2.6		Non-Catalytic	TRUE	2/22/2016	4/4/2016	22.7	5.2	7%	68%	0.299465	33%	57%	0.0017	0.0001	0.0017
C-42026-2-A1	Fresno	Open Hearth Fireplace	Gas Insert				FALSE	3/26/2018	8/22/2018	22.7	0	7%	68%	0.299465	100%	0%	0.0052	0.0000	0.0052
C-42033-1A	Fresno	Freestanding Non-Certified Wood Stove	Gas Insert				TRUE	1/7/2016	3/22/2016	29.5	0	54%	68%	2.09	24%	59%	0.0115	0.0000	0.0115
C-42040-1A	Stanislaus	Open Hearth Fireplace	Gas Insert				TRUE	1/18/2016	2/17/2016	22.7	0	7%	68%	0.299465	54%	44%	0.0028	0.0000	0.0028
C-42050-1A	Stanislaus	Open Hearth Fireplace	Gas Insert				TRUE	1/20/2016	2/17/2016	22.7	0	7%	68%	0.299465	54%	44%	0.0028	0.0000	0.0028
C-42053-1A	Fresno	Freestanding Non-Certified Wood Stove	Certified Wood Insert	2.7		Non-Catalytic	TRUE	3/3/2016	6/13/2016	29.5	5.4	54%	68%	2.09	24%	59%	0.0115	0.0022	0.0092
C-42055-1A	San Joaquin	Open Hearth Fireplace	Gas Insert				TRUE	1/9/2016	2/9/2016	22.7	0	7%	68%	0.299465	61%	38%	0.0032	0.0000	0.0032
C-42062-1A	Fresno	Open Hearth Fireplace	Gas Insert				TRUE	1/24/2016	2/2/2016	22.7	0	7%	68%	0.299465	24%	59%	0.0013	0.0000	0.0013
C-42065-1A	Fresno	Open Hearth Fireplace	Gas Fireplace				TRUE	2/10/2016	3/24/2016	22.7	0	7%	68%	0.299465	24%	59%	0.0013	0.0000	0.0013
C-42068-1A	San Joaquin	Open Hearth Fireplace	Gas Insert				TRUE	1/5/2016	1/26/2016	22.7	0	7%	68%	0.299465	61%	38%	0.0032	0.0000	0.0032
C-42069-1A	Stanislaus	Freestanding Non-Certified Wood Stove	Freestanding Certified Wood Stove	2.2		Non-Catalytic	FALSE	4/19/2016	5/5/2016	29.5	4.4	54%	68%	1.55	100%	0%	0.0352	0.0042	0.0310
C-42076-1A	Tulare	Open Hearth Fireplace	Certified Pellet Insert	1		Non-Catalytic	TRUE	2/25/2016	4/18/2016	22.7	2	7%	68%	0.299465	53%	43%	0.0028	0.0000	0.0028
C-42078-1A	San Joaquin	Open Hearth Fireplace	Gas Insert				TRUE	2/18/2016	4/1/2016	22.7	0	7%	68%	0.299465	61%	38%	0.0032	0.0000	0.0032
C-42079-1A	San Joaquin	Freestanding Non-Certified Wood Stove	Freestanding Certified Wood Stove	4.4		Non-Catalytic	TRUE	11/10/2016	12/5/2016	29.5	8.8	54%	68%	1.15	61%	38%	0.0159	0.0041	0.0118
C-42080-1A	Madera	Open Hearth Fireplace	Certified Wood Insert	3.6		Non-Catalytic	TRUE	1/4/2016	1/27/2016	22.7	7.2	7%	68%	0.299465	33%	57%	0.0017	0.0001	0.0017
C-42096-1A	Kings	Open Hearth Fireplace	Gas Insert				TRUE	2/8/2016	3/9/2016	22.7	0	7%	68%	0.299465	48%	48%	0.0025	0.0000	0.0025
C-42097-1A	Fresno	Open Hearth Fireplace	Certified Wood Insert	3		Non-Catalytic	TRUE	1/15/2016	2/16/2016	22.7	6	7%	68%	0.299465	24%	59%	0.0013	0.0000	0.0012
C-42105-1A	San Joaquin	Open Hearth Fireplace	Gas Insert				TRUE	2/12/2016	3/24/2016	22.7	0	7%	68%	0.299465	61%	38%	0.0032	0.0000	0.0032
C-42129-1A	Fresno	Open Hearth Fireplace	Certified Pellet Insert	3.6		Non-Catalytic	TRUE	2/26/2016	3/23/2016	22.7	7.2	7%	68%	0.299465	24%	59%	0.0013	0.0001	0.0012
C-42130-1A	Stanislaus	Open Hearth Fireplace	Gas Insert				TRUE	1/26/2016	2/23/2016	22.7	0	7%	68%	0.299465	54%	44%	0.0028	0.0000	0.0028
C-42132-1A	Stanislaus	Freestanding Non-Certified Wood Stove	Gas Insert				TRUE	2/4/2016	3/9/2016	29.5	0	54%	68%	1.55	54%	44%	0.0191	0.0000	0.0191
C-42135-1A	Stanislaus	Open Hearth Fireplace	Gas Insert				TRUE	1/21/2016	2/24/2016	22.7	0	7%	68%	0.299465	54%	44%	0.0028	0.0000	0.0028
C-42137-1A	Kern	Open Hearth Fireplace	Gas Insert				FALSE	5/18/2016	8/13/2016	22.7	0	7%	68%	0.299465	100%	0%	0.0052	0.0000	0.0052
C-42139-1A	Fresno	Open Hearth Fireplace	Gas Insert				TRUE	9/20/2016	11/22/2016	22.7	0	7%	68%	0.299465	24%	59%	0.0013	0.0000	0.0013
C-42145-1A	San Joaquin	Open Hearth Fireplace	Gas Insert				TRUE	3/25/2016	4/18/2016	22.7	0	7%	68%	0.299465	61%	38%	0.0032	0.0000	0.0032
C-42148-1A	Kern	Open Hearth Fireplace	Gas Insert				FALSE	1/7/2016	2/3/2016	22.7	0	7%	68%	0.299465	100%	0%	0.0052	0.0000	0.0052
C-42151-1A	Fresno	Open Hearth Fireplace	Certified Pellet Insert	0.98		76 Non-Catalytic	TRUE	1/5/2016	2/3/2016	22.7	1.96	7%	76%	0.299465	24%	59%	0.0013	0.0000	0.0013
C-42159-1A	Fresno	Open Hearth Fireplace	Gas Insert				TRUE	1/26/2016	3/21/2016	22.7	0	7%	68%	0.299465	24%	59%	0.0013	0.0000	0.0013
C-42168-1A	Tulare	Open Hearth Fireplace	Gas Insert				FALSE	1/27/2016	4/1/2016	22.7	0	7%	68%	0.299465	100%	0%	0.0052	0.0000	0.0052
C-42178-1A	Fresno	Open Hearth Fireplace	Gas Insert				TRUE	1/6/2016	1/15/2016	22.7	0	7%	68%	0.299465	24%	59%	0.0013	0.0000	0.0013
C-42195-1A	Fresno	Open Hearth Fireplace	Gas Insert				TRUE	1/12/2016	4/20/2016	22.7	0	7%	68%	0.299465	24%	59%	0.0013	0.0000	0.0013
C-42200-1A	Merced	Open Hearth Fireplace	Certified Wood Insert	3.5		73 Non-Catalytic	TRUE	2/1/2016	3/10/2016	22.7	7	7%	73%	0.299465	68%	32%	0.0035	0.0001	0.0034
C-42213-1A	Stanislaus	Open Hearth Fireplace	Gas Insert				TRUE	2/19/2016	3/22/2016	22.7	0	7%	68%	0.299465	54%	44%	0.0028	0.0000	0.0028
C-42215-2B	Kings	Open Hearth Fireplace	Certified Wood Insert	4.5		71 Non-Catalytic	TRUE	2/23/2016	4/5/2016	22.7	9	7%	71%	0.299465	48%	48%	0.0025	0.0001	0.0024
C-42228-1A	Stanislaus	Open Hearth Fireplace	Gas Insert				FALSE	1/12/2016	1/26/2016	22.7	0	7%	68%	0.299465	100%	0%	0.0052	0.0000	0.0052
C-42241-1A	San Joaquin	Open Hearth Fireplace	Gas Insert				TRUE	1/18/2016	3/22/2016	22.7	0	7%	68%	0.299465	61%	38%	0.0032	0.0000	0.0032
C-42250-1A	San Joaquin	Open Hearth Fireplace	Gas Insert				FALSE	1/15/2016	3/8/2016	22.7	0	7%	68%	0.299465	100%	0%	0.0052	0.0000	0.0052
C-42258-1A	Stanislaus	Open Hearth Fireplace	Certified Wood Insert	4.2		Non-Catalytic	FALSE	1/12/2016	1/26/2016	22.7	8.4	7%	68%	0.299465	100%	0%	0.0052	0.0002	0.0050
C-42267-1A	Kern	Open Hearth Fireplace	Gas Insert				FALSE	3/15/2016	4/12/2016	22.7	0	7%	68%	0.299465	100%	0%	0.0052	0.0000	0.0052
C-42268-1A	Madera	Open Hearth Fireplace	Certified Wood Insert	1.9		Non-Catalytic	FALSE	2/1/2016	2/16/2016	22.7	3.8	7%	68%	0.299465	100%	0%	0.0052	0.0001	0.0051
C-42280-1A	San Joaquin	Open Hearth Fireplace	Gas Insert				FALSE	2/15/2016	4/6/2016	22.7	0	7%	68%	0.299465	100%	0%	0.0052	0.0000	0.0052

SAN JOAQUIN VALLEY UNIFIED AIR POLLUTION CONTROL DISTRICT

2021 Annual Demonstration Report

August 31, 2022

Contract#	County	OldDeviceType	NewDeviceType	EmissionRating	OverallEfficiency	DeviceSubtype	PipedNatGa	InstallDate	ClaimDate	Emission Factor		Efficiency		FuelUse	Non-Curtailment %		Emissions (tpy PM2.5)		
										EF_Old	EF_New	Eff_Old	Eff_New		B_all	B_reg	Before	After	Reduction
C-42445-1A	Stanislaus	Open Hearth Fireplace	Gas Insert				TRUE	1/15/2016	2/1/2016	22.7	0	7%	68%	0.299465	54%	44%	0.0028	0.0000	0.0028
C-42456-1A	San Joaquin	Open Hearth Fireplace	Gas Insert				TRUE	1/12/2016	1/28/2016	22.7	0	7%	68%	0.299465	61%	38%	0.0032	0.0000	0.0032
C-42457-2B	Kings	Freestanding Non-Certified Wood Stove	Gas Insert				FALSE	1/7/2016	1/27/2016	29.5	0	54%	68%	1.16	100%	0%	0.0263	0.0000	0.0263
C-42458-1A	Kern	Open Hearth Fireplace	Gas Insert				TRUE	1/30/2016	2/12/2016	22.7	0	7%	68%	0.299465	31%	51%	0.0016	0.0000	0.0016
C-42470-1A	Tulare	Open Hearth Fireplace	Certified Wood Insert	4.1		Non-Catalytic	TRUE	1/27/2016	2/23/2016	22.7	8.2	7%	68%	0.299465	53%	43%	0.0028	0.0001	0.0027
C-42471-1A	Fresno	Open Hearth Fireplace	Gas Insert				TRUE	1/13/2016	2/1/2016	22.7	0	7%	68%	0.299465	24%	59%	0.0013	0.0000	0.0013
C-42474-1A	Kings	Open Hearth Fireplace	Gas Insert				TRUE	2/2/2016	3/8/2016	22.7	0	7%	68%	0.299465	48%	48%	0.0025	0.0000	0.0025
C-42475-1A	San Joaquin	Open Hearth Fireplace	Gas Insert				TRUE	1/16/2016	3/24/2016	22.7	0	7%	68%	0.299465	61%	38%	0.0032	0.0000	0.0032
C-42479-1A	San Joaquin	Open Hearth Fireplace	Gas Insert				TRUE	2/2/2016	3/30/2016	22.7	0	7%	68%	0.299465	61%	38%	0.0032	0.0000	0.0032
C-42480-1A	Stanislaus	Open Hearth Fireplace	Gas Fireplace				TRUE	1/19/2016	5/12/2016	22.7	0	7%	68%	0.299465	54%	44%	0.0028	0.0000	0.0028
C-42483-1A	Fresno	Open Hearth Fireplace	Certified Wood Insert	2.6		Non-Catalytic	FALSE	1/5/2016	1/20/2016	22.7	5.2	7%	68%	0.299465	100%	0%	0.0052	0.0001	0.0051
C-42487-1A	Fresno	Open Hearth Fireplace	Certified Wood Insert	4.1		Non-Catalytic	FALSE	2/4/2016	2/16/2016	22.7	8.2	7%	68%	0.299465	100%	0%	0.0052	0.0002	0.0050
C-42490-1A	Madera	Open Hearth Fireplace	Certified Wood Insert	4.1		Non-Catalytic	FALSE	3/1/2016	3/23/2016	22.7	8.2	7%	68%	0.299465	100%	0%	0.0052	0.0002	0.0050
C-42496-1A	Fresno	Non-Certified Wood Insert	Certified Wood Insert	2.6		Non-Catalytic	TRUE	1/20/2016	3/3/2016	29.5	5.2	54%	68%	2.1	24%	59%	0.0115	0.0022	0.0094
C-42497-1A	Fresno	Open Hearth Fireplace	Certified Wood Insert	2.6		Non-Catalytic	TRUE	1/7/2016	3/3/2016	22.7	5.2	7%	68%	0.299465	24%	59%	0.0013	0.0000	0.0012
C-42515-1A	Kern	Freestanding Non-Certified Wood Stove	Gas Insert				TRUE	1/15/2016	2/23/2016	29.5	0	54%	68%	1.57	31%	51%	0.0110	0.0000	0.0110
C-42516-1A	Kern	Open Hearth Fireplace	Gas Insert				TRUE	1/5/2016	1/27/2016	22.7	0	7%	68%	0.299465	31%	51%	0.0016	0.0000	0.0016
C-42519-1A	Tulare	Freestanding Non-Certified Wood Stove	Freestanding Certified Wood Stove	3.1		Non-Catalytic	FALSE	3/10/2016	4/18/2016	29.5	6.2	54%	68%	2.4	100%	0%	0.0545	0.0091	0.0454
C-42520-1A	Stanislaus	Open Hearth Fireplace	Gas Insert				FALSE	2/2/2016	3/30/2016	22.7	0	7%	68%	0.299465	100%	0%	0.0052	0.0000	0.0052
C-42529-1A	Kern	Open Hearth Fireplace	Gas Insert				FALSE	1/14/2016	3/22/2016	22.7	0	7%	68%	0.299465	100%	0%	0.0052	0.0000	0.0052
C-42541-1A	Kern	Open Hearth Fireplace	Gas Insert				TRUE	1/4/2016	1/28/2016	22.7	0	7%	68%	0.299465	31%	51%	0.0016	0.0000	0.0016
C-42545-1A	Kern	Open Hearth Fireplace	Gas Insert				FALSE	12/8/2016	3/8/2016	22.7	0	7%	68%	0.299465	100%	0%	0.0052	0.0000	0.0052
C-42548-1A	Kern	Open Hearth Fireplace	Gas Insert				TRUE	1/7/2016	3/1/2016	22.7	0	7%	68%	0.299465	31%	51%	0.0016	0.0000	0.0016
C-42552-1A	Madera	Freestanding Non-Certified Wood Stove	Certified Wood Insert	1.5		69 Non-Catalytic	FALSE	3/25/2016	5/10/2016	29.5	3	54%	69%	2.61	100%	0%	0.0593	0.0047	0.0546
C-42554-1A	Fresno	Open Hearth Fireplace	Certified Wood Insert	3		Non-Catalytic	TRUE	3/23/2016	5/5/2016	22.7	6	7%	68%	0.299465	24%	59%	0.0013	0.0000	0.0012
C-42562-1A	Madera	Open Hearth Fireplace	Certified Wood Insert	4.2		Non-Catalytic	TRUE	1/4/2016	3/8/2016	22.7	8.4	7%	68%	0.299465	33%	57%	0.0017	0.0001	0.0017
C-42564-1A	Fresno	Open Hearth Fireplace	Gas Insert				FALSE	1/7/2016	2/1/2016	22.7	0	7%	68%	0.299465	100%	0%	0.0052	0.0000	0.0052
C-42566-1A	San Joaquin	Open Hearth Fireplace	Gas Insert				FALSE	4/8/2016	5/10/2016	22.7	0	7%	68%	0.299465	100%	0%	0.0052	0.0000	0.0052
C-42575-1A	San Joaquin	Open Hearth Fireplace	Certified Wood Insert	3.6		Non-Catalytic	FALSE	1/25/2016	2/12/2016	22.7	7.2	7%	68%	0.299465	100%	0%	0.0052	0.0002	0.0051
C-42577-1A	Kings	Open Hearth Fireplace	Gas Insert				TRUE	3/7/2016	4/12/2016	22.7	0	7%	68%	0.299465	48%	48%	0.0025	0.0000	0.0025
C-42578-1A	San Joaquin	Freestanding Non-Certified Wood Stove	Certified Wood Insert	3.4		Non-Catalytic	FALSE	3/24/2016	4/11/2016	29.5	6.8	54%	68%	1.15	100%	0%	0.0261	0.0048	0.0213
C-42582-1A	San Joaquin	Open Hearth Fireplace	Gas Insert				TRUE	1/23/2016	2/8/2016	22.7	0	7%	68%	0.299465	61%	38%	0.0032	0.0000	0.0032
C-42583-1A	Stanislaus	Freestanding Non-Certified Wood Stove	Gas Insert				FALSE	1/26/2016	3/7/2016	29.5	0	54%	68%	1.55	100%	0%	0.0352	0.0000	0.0352
C-42585-1A	Fresno	Freestanding Non-Certified Wood Stove	Freestanding Certified Wood Stove	3		Non-Catalytic	FALSE	1/29/2016	2/12/2016	29.5	6	54%	68%	2.09	100%	0%	0.0475	0.0077	0.0398
C-42586-1A	San Joaquin	Open Hearth Fireplace	Gas Insert				TRUE	2/18/2016	3/22/2016	22.7	0	7%	68%	0.299465	61%	38%	0.0032	0.0000	0.0032
C-42587-2B	Merced	Open Hearth Fireplace	Gas Insert				TRUE	2/23/2016	3/10/2016	22.7	0	7%	68%	0.299465	68%	32%	0.0035	0.0000	0.0035
C-42588-1A	Tulare	Open Hearth Fireplace	Gas Insert				TRUE	3/30/2016	6/3/2016	22.7	0	7%	68%	0.299465	53%	43%	0.0028	0.0000	0.0028
C-42589-1A	Merced	Freestanding Non-Certified Wood Stove	Certified Wood Insert	4.4		Non-Catalytic	TRUE	1/20/2016	3/1/2016	29.5	8.8	54%	68%	2.67	68%	32%	0.0409	0.0103	0.0306
C-42592-1A	Madera	Open Hearth Fireplace	Certified Wood Insert	3.6		Non-Catalytic	TRUE	1/22/2016	3/16/2016	22.7	7.2	7%	68%	0.299465	33%	57%	0.0017	0.0001	0.0017
C-42594-1A	San Joaquin	Freestanding Non-Certified Wood Stove	Gas Insert				TRUE	1/13/2016	3/7/2016	29.5	0	54%	68%	1.15	61%	38%	0.0159	0.0000	0.0159
C-42600-1A	Tulare	Open Hearth Fireplace	Gas Insert				TRUE	1/27/2016	3/22/2016	22.7	0	7%	68%	0.299465	53%	43%	0.0028	0.0000	0.0028
C-42603-1A	Merced	Open Hearth Fireplace	Certified Wood Insert	4.4		Non-Catalytic	TRUE	3/21/2016	5/11/2016	22.7	8.8	7%	68%	0.299465	68%	32%	0.0035	0.0002	0.0034
C-42632-1A	Fresno	Open Hearth Fireplace	Certified Wood Insert	2.6		Non-Catalytic	FALSE	3/9/2016	3/28/2016	22.7	5.2	7%	68%	0.299465	100%	0%	0.0052	0.0001	0.0051
C-42634-1A	Fresno	Open Hearth Fireplace	Gas Insert				TRUE	2/6/2016	2/23/2016	22.7	0	7%	68%	0.299465	24%	59%	0.0013	0.0000	0.0013
C-42640-1A	Stanislaus	Open Hearth Fireplace	Gas Insert				TRUE	1/7/2016	1/26/2016	22.7	0	7%	68%	0.299465	54%	44%	0.0028	0.0000	0.0028
C-42642-1A	Stanislaus	Open Hearth Fireplace	Gas Insert				TRUE	1/14/2016	2/1/2016	22.7	0	7%	68%	0.299465	54%	44%	0.0028	0.0000	0.0028
C-42647-1A	Tulare	Freestanding Non-Certified Wood Stove	Certified Wood Insert	3.5		Non-Catalytic	FALSE	1/25/2016	3/24/2016	29.5	7	54%	68%	2.4	100%	0%	0.0545	0.0103	0.0442
C-42650-1A	Stanislaus	Freestanding Non-Certified Wood Stove	Certified Wood Insert	1.1		Non-Catalytic	TRUE	1/8/2016	2/8/2016	29.5	2.2	54%	68%	1.55	54%	44%	0.0191	0.0013	0.0178
C-42653-1A	San Joaquin	Freestanding Non-Certified Wood Stove	Gas Insert				TRUE	3/3/2016	3/16/2016	29.5	0	54%	68%	1.15	61%	38%	0.0159	0.0000	0.0159
C-42657-1A	San Joaquin	Open Hearth Fireplace	Gas Insert				TRUE	1/12/2016	1/28/2016	22.7	0	7%	68%	0.299465	61%	38%	0.0032	0.0000	0.0032
C-42658-1A	Kern	Freestanding Non-Certified Wood Stove	Freestanding Certified Wood Stove	4.5		Non-Catalytic	TRUE	3/4/2016	4/12/2016	29.5	9	54%	68%	1.57	31%	51%	0.0110	0.0033	0.0077
C-42661-1A	Merced	Freestanding Non-Certified Wood Stove	Certified Wood Insert	1.9		Non-Catalytic	TRUE	1/8/2016	1/26/2016	29.5	3.8	54%	68%	2.67	68%	32%	0.0409	0.0045	0.0365
C-42673-1A	Stanislaus	Open Hearth Fireplace	Gas Insert				TRUE	2/10/2016	2/23/2016	22.7	0	7%	68%	0.299465	54%	44%	0.0028	0.0000	0.0028
C-42685-1A	Fresno	Open Hearth Fireplace	Gas Insert				FALSE	2/2/2016	3/14/2016	22.7	0	7%	68%	0.299465	100%	0%	0.0052	0.0000	0.0052
C-42687-1A	Fresno	Open Hearth Fireplace	Gas Insert				TRUE	1/5/2016	1/26/2016	22.7	0	7%	68%	0.299465	24%	59%	0.0013	0.0000	0.0013
C-42689-1A	Fresno	Open Hearth Fireplace	Gas Insert				FALSE	1/11/2016	3/7/2016	22.7	0	7%	68%	0.299465	100%	0%	0.0052	0.0000	0.0052
C-42692-1A	Fresno	Non-Certified Pellet Insert	Gas Insert				FALSE	1/7/2016	3/7/2016	2.9	0	68%	68%	2.1	100%	0%	0.0047	0.0000	0.0047
C-42698-1A	Merced	Freestanding Non-Certified Wood Stove	Gas Insert				TRUE	1/26/2016	2/24/2016	29.5	0	54%	68%	2.67	68%	32%	0.0409	0.0000	0.0409
C-42712-1A	Stanislaus	Open Hearth Fireplace	Gas Insert				TRUE	2/22/2016	3/22/2016	22.7	0	7%	68%	0.299465	54%	44%	0.0028	0.0000	0.0028
C-42713-1A	Merced	Open Hearth Fireplace	Certified Wood Insert	1.9		Non-Catalytic	FALSE	1/15/2016	2/1/2016	22.7	3.8	7%	68%	0.299465	100%	0%	0.0052	0.0001	0.0051
C-42714-1A	Stanislaus	Open Hearth Fireplace	Gas Insert				TRUE	1/21/2016	2/3/2016	22.7	0	7%	68%	0.299465	54%	44%	0.0028	0.0000	0.0028
C-42715-1A	Stanislaus	Open Hearth Fireplace	Gas Insert				TRUE	1/10/2016	4/13/2016	22.7	0	7%	68%	0.299465	54%	44%	0.0028	0.0000	0.0028
C-42716-1A	Kern	Open Hearth Fireplace	Gas Insert				TRUE	1/4/2016	4/4/2016	22.7	0	7%	68%	0.299465	31%	51%	0.0016	0.0000	0.0016
C-42718-1A	Fresno	Open Hearth Fireplace	Certified Wood Insert	2.6		Non-Catalytic	TRUE	1/20/2016	2/9/2016	22.7	5.2	7%	68%	0.299465	24%	59%	0.0013	0.0000	0.0012
C-42719-1A	San Joaquin	Open Hearth Fireplace	Gas Fireplace				TRUE	1/7/2016	1/27/2016	22.7	0	7%	68%	0.299465	61%	38%	0.0032	0.0000	0.0032
C-42720-1A	Fresno	Open Hearth Fireplace	Certified Wood Insert	4.4		Non-Catalytic	TRUE	1/18/2016	2/1/2016	22.7	8.8	7%	68%	0.299465	24%	59%	0.0013	0.0001	0.0012
C-42721-1A	Fresno	Open Hearth Fireplace	Gas Insert				TRUE												

SAN JOAQUIN VALLEY UNIFIED AIR POLLUTION CONTROL DISTRICT

Contract#	County	OldDeviceType	NewDeviceType	EmissionRating	OverallEfficiency	DeviceSubtype	PipedNatGa	InstallDate	ClaimDate	Emission Factor		Efficiency		FuelUse	Non-Curtailment %		Emissions (tpy PM2.5)		
										EF_Old	EF_New	Eff_Old	Eff_New		B _{all}	B _{reg}	Before	After	Reduction
C-42802-1A	Madera	Freestanding Non-Certified Wood Stove	Certified Wood Insert	1.9		Non-Catalytic	FALSE	1/21/2016	3/22/2016	29.5	3.8	54%	68%	2.61	100%	0%	0.0593	0.0061	0.0532
C-42803-1A	Fresno	Freestanding Non-Certified Wood Stove	Certified Wood Insert	3.4		Non-Catalytic	TRUE	2/14/2016	3/3/2016	29.5	6.8	54%	68%	2.09	24%	59%	0.0115	0.0028	0.0087
C-42811-1A	San Joaquin	Freestanding Non-Certified Wood Stove	Certified Wood Insert	3.4		Non-Catalytic	TRUE	1/12/2016	2/1/2016	29.5	6.8	54%	68%	1.15	61%	38%	0.0159	0.0032	0.0127
C-42814-2B	Stanislaus	Freestanding Non-Certified Wood Stove	Freestanding Certified Pellet Stove	1.7		Non-Catalytic	TRUE	7/6/2016	8/11/2016	29.5	3.4	54%	68%	1.55	54%	44%	0.0191	0.0019	0.0171
C-42815-1A	Merced	Freestanding Non-Certified Wood Stove	Gas Insert			Non-Catalytic	TRUE	2/5/2016	3/7/2016	29.5	0	54%	68%	2.67	68%	32%	0.0409	0.0000	0.0409
C-42823-1A	Madera	Freestanding Non-Certified Wood Stove	Gas Insert			Non-Catalytic	TRUE	1/14/2016	3/14/2016	29.5	0	54%	68%	2.61	33%	57%	0.0198	0.0000	0.0198
C-42824-1A	San Joaquin	Freestanding Non-Certified Wood Stove	Certified Wood Insert	3.6		Non-Catalytic	FALSE	1/20/2016	2/9/2016	29.5	7.2	54%	68%	1.15	100%	0%	0.0261	0.0051	0.0211
C-42826-1A	Madera	Freestanding Certified Wood Stove	Freestanding Gas Stove			Non-Catalytic	FALSE	2/4/2016	2/16/2016	14.5785	0	68%	68%	2.61	100%	0%	0.0293	0.0000	0.0293
C-42828-1A	San Joaquin	Open Hearth Fireplace	Gas Insert			Non-Catalytic	TRUE	1/23/2016	2/12/2016	22.7	0	7%	68%	0.299465	61%	38%	0.0032	0.0000	0.0032
C-42830-1A	Kern	Open Hearth Fireplace	Gas Insert			Non-Catalytic	FALSE	2/2/2016	3/7/2016	22.7	0	7%	68%	0.299465	100%	0%	0.0052	0.0000	0.0052
C-42833-1A	Stanislaus	Open Hearth Fireplace	Gas Insert			Non-Catalytic	TRUE	3/16/2016	4/11/2016	22.7	0	7%	68%	0.299465	54%	44%	0.0028	0.0000	0.0028
C-42839-1A	San Joaquin	Open Hearth Fireplace	Certified Wood Insert	4.1		Non-Catalytic	FALSE	1/10/2016	1/28/2016	22.7	8.2	7%	68%	0.299465	100%	0%	0.0052	0.0002	0.0050
C-42844-1A	Fresno	Open Hearth Fireplace	Gas Insert			Non-Catalytic	TRUE	1/4/2016	1/26/2016	22.7	0	7%	68%	0.299465	24%	59%	0.0013	0.0000	0.0013
C-42845-1A	Fresno	Open Hearth Fireplace	Certified Wood Insert	4.1		Non-Catalytic	FALSE	1/14/2016	3/8/2016	22.7	8.2	7%	68%	0.299465	100%	0%	0.0052	0.0002	0.0050
C-42847-1A	Tulare	Freestanding Non-Certified Wood Stove	Freestanding Certified Wood Stove	4.2		Non-Catalytic	TRUE	2/17/2016	3/10/2016	29.5	8.4	54%	68%	2.4	53%	43%	0.0291	0.0073	0.0218
C-42848-1A	Stanislaus	Open Hearth Fireplace	Gas Insert			Non-Catalytic	TRUE	1/27/2016	3/8/2016	22.7	0	7%	68%	0.299465	54%	44%	0.0028	0.0000	0.0028
C-42849-1A	Stanislaus	Open Hearth Fireplace	Gas Insert			Non-Catalytic	TRUE	1/28/2016	3/3/2016	22.7	0	7%	68%	0.299465	54%	44%	0.0028	0.0000	0.0028
C-42850-1A	Fresno	Open Hearth Fireplace	Gas Insert			Non-Catalytic	TRUE	3/4/2016	4/20/2016	22.7	0	7%	68%	0.299465	24%	59%	0.0013	0.0000	0.0013
C-42856-2B	Stanislaus	Open Hearth Fireplace	Gas Insert			Non-Catalytic	TRUE	2/11/2016	2/23/2016	22.7	0	7%	68%	0.299465	54%	44%	0.0028	0.0000	0.0028
C-42857-1A	Fresno	Open Hearth Fireplace	Certified Wood Insert	2.6		Non-Catalytic	TRUE	1/12/2016	1/20/2016	22.7	5.2	7%	68%	0.299465	24%	59%	0.0013	0.0000	0.0012
C-42858-1A	Tulare	Open Hearth Fireplace	Gas Insert			Non-Catalytic	FALSE	1/18/2016	3/30/2016	22.7	0	7%	68%	0.299465	100%	0%	0.0052	0.0000	0.0052
C-42859-1A	Fresno	Freestanding Non-Certified Wood Stove	Gas Insert			Non-Catalytic	TRUE	2/4/2016	3/21/2016	29.5	0	54%	68%	2.09	24%	59%	0.0115	0.0000	0.0115
C-42863-1A	Stanislaus	Open Hearth Fireplace	Gas Insert			Non-Catalytic	TRUE	3/31/2016	4/18/2016	22.7	0	7%	68%	0.299465	54%	44%	0.0028	0.0000	0.0028
C-42864-1A	Fresno	Open Hearth Fireplace	Certified Wood Insert	2.6		Non-Catalytic	TRUE	1/7/2016	2/23/2016	22.7	5.2	7%	68%	0.299465	24%	59%	0.0013	0.0000	0.0012
C-42867-1A	San Joaquin	Open Hearth Fireplace	Gas Insert			Non-Catalytic	TRUE	4/7/2016	5/16/2016	22.7	0	7%	68%	0.299465	61%	38%	0.0032	0.0000	0.0032
C-42871-1A	Fresno	Open Hearth Fireplace	Gas Insert			Non-Catalytic	TRUE	1/13/2016	3/24/2016	22.7	0	7%	68%	0.299465	24%	59%	0.0013	0.0000	0.0013
C-42872-1A	San Joaquin	Open Hearth Fireplace	Gas Insert			Non-Catalytic	FALSE	1/9/2016	3/7/2016	22.7	0	7%	68%	0.299465	100%	0%	0.0052	0.0000	0.0052
C-42873-1A	San Joaquin	Open Hearth Fireplace	Gas Insert			Non-Catalytic	TRUE	1/13/2016	2/1/2016	22.7	0	7%	68%	0.299465	61%	38%	0.0032	0.0000	0.0032
C-42876-1A	Tulare	Open Hearth Fireplace	Gas Insert			Non-Catalytic	TRUE	2/12/2016	2/23/2016	22.7	0	7%	68%	0.299465	53%	43%	0.0028	0.0000	0.0028
C-42885-1A	Fresno	Open Hearth Fireplace	Certified Wood Insert	4.1		Non-Catalytic	TRUE	1/12/2016	2/1/2016	22.7	8.2	7%	68%	0.299465	24%	59%	0.0013	0.0001	0.0012
C-42888-1A	San Joaquin	Open Hearth Fireplace	Gas Insert			Non-Catalytic	TRUE	1/20/2016	2/12/2016	22.7	0	7%	68%	0.299465	61%	38%	0.0032	0.0000	0.0032
C-42890-1A	Merced	Open Hearth Fireplace	Gas Insert			Non-Catalytic	TRUE	1/19/2016	2/3/2016	22.7	0	7%	68%	0.299465	68%	32%	0.0035	0.0000	0.0035
C-42891-1A	Fresno	Open Hearth Fireplace	Gas Insert			Non-Catalytic	TRUE	2/24/2016	4/1/2016	22.7	0	7%	68%	0.299465	24%	59%	0.0013	0.0000	0.0013
C-42892-1A	Fresno	Freestanding Non-Certified Wood Stove	Gas Insert			Non-Catalytic	TRUE	2/2/2016	3/23/2016	29.5	0	54%	68%	2.09	24%	59%	0.0115	0.0000	0.0115
C-42894-1A	Fresno	Open Hearth Fireplace	Certified Wood Insert	3.2		Non-Catalytic	TRUE	1/13/2016	3/7/2016	22.7	6.4	7%	68%	0.299465	24%	59%	0.0013	0.0000	0.0012
C-42895-1A	San Joaquin	Open Hearth Fireplace	Gas Insert			Non-Catalytic	TRUE	1/27/2016	3/24/2016	22.7	0	7%	68%	0.299465	61%	38%	0.0032	0.0000	0.0032
C-42898-1A	San Joaquin	Open Hearth Fireplace	Gas Insert			Non-Catalytic	TRUE	1/29/2016	3/1/2016	22.7	0	7%	68%	0.299465	61%	38%	0.0032	0.0000	0.0032
C-42901-1A	San Joaquin	Freestanding Non-Certified Wood Stove	Freestanding Certified Pellet Stove	4		Non-Catalytic	FALSE	1/24/2016	3/24/2016	29.5	8	54%	68%	1.15	100%	0%	0.0261	0.0056	0.0205
C-42902-1A	Stanislaus	Open Hearth Fireplace	Gas Insert			Non-Catalytic	FALSE	1/14/2016	2/1/2016	22.7	0	7%	68%	0.299465	100%	0%	0.0052	0.0000	0.0052
C-42903-1A	Fresno	Open Hearth Fireplace	Certified Wood Insert	2.7		Non-Catalytic	TRUE	3/7/2016	3/30/2016	22.7	5.4	7%	68%	0.299465	24%	59%	0.0013	0.0000	0.0012
C-42905-1A	Tulare	Open Hearth Fireplace	Gas Insert			Non-Catalytic	FALSE	3/1/2016	3/28/2016	22.7	0	7%	68%	0.299465	100%	0%	0.0052	0.0000	0.0052
C-42906-1A	Stanislaus	Open Hearth Fireplace	Gas Insert			Non-Catalytic	TRUE	1/14/2016	2/1/2016	22.7	0	7%	68%	0.299465	54%	44%	0.0028	0.0000	0.0028
C-42907-1A	San Joaquin	Freestanding Non-Certified Wood Stove	Gas Insert			Non-Catalytic	TRUE	5/11/2016	12/11/2017	29.5	0	54%	68%	1.15	61%	38%	0.0159	0.0000	0.0159
C-42909-1A	San Joaquin	Open Hearth Fireplace	Gas Insert			Non-Catalytic	TRUE	2/6/2016	3/7/2016	22.7	0	7%	68%	0.299465	61%	38%	0.0032	0.0000	0.0032
C-42910-1A	Fresno	Open Hearth Fireplace	Gas Insert			Non-Catalytic	TRUE	1/6/2016	3/3/2016	22.7	0	7%	68%	0.299465	24%	59%	0.0013	0.0000	0.0013
C-42911-1A	Fresno	Open Hearth Fireplace	Gas Insert			Non-Catalytic	TRUE	1/7/2016	2/12/2016	22.7	0	7%	68%	0.299465	24%	59%	0.0013	0.0000	0.0013
C-42912-1A	Madera	Freestanding Non-Certified Wood Stove	Gas Insert			Non-Catalytic	TRUE	2/18/2016	3/22/2016	29.5	0	54%	68%	2.61	33%	57%	0.0198	0.0000	0.0198
C-42913-1A	Fresno	Open Hearth Fireplace	Gas Insert			Non-Catalytic	TRUE	3/3/2016	3/30/2016	22.7	0	7%	68%	0.299465	24%	59%	0.0013	0.0000	0.0013
C-42923-1A	Kern	Freestanding Non-Certified Wood Stove	Gas Insert			Non-Catalytic	TRUE	1/2/2016	1/26/2016	29.5	0	54%	68%	1.57	31%	51%	0.0110	0.0000	0.0110
C-42924-1A	Kern	Freestanding Non-Certified Wood Stove	Gas Insert			Non-Catalytic	TRUE	1/22/2016	2/17/2016	29.5	0	54%	68%	1.57	31%	51%	0.0110	0.0000	0.0110
C-42926-2B	Fresno	Open Hearth Fireplace	Gas Insert			Non-Catalytic	TRUE	8/31/2016	10/12/2016	22.7	0	7%	68%	0.299465	24%	59%	0.0013	0.0000	0.0013
C-42927-1A	San Joaquin	Open Hearth Fireplace	Gas Insert			Non-Catalytic	TRUE	1/19/2017	3/8/2017	22.7	0	7%	68%	0.299465	61%	38%	0.0032	0.0000	0.0032
C-42939-1A	Kern	Open Hearth Fireplace	Gas Insert			Non-Catalytic	TRUE	1/13/2016	2/12/2016	22.7	0	7%	68%	0.299465	31%	51%	0.0016	0.0000	0.0016
C-42940-1A	San Joaquin	Open Hearth Fireplace	Gas Insert			Non-Catalytic	TRUE	3/29/2016	5/10/2016	22.7	0	7%	68%	0.299465	61%	38%	0.0032	0.0000	0.0032
C-42943-1A	Kern	Open Hearth Fireplace	Gas Insert			Non-Catalytic	FALSE	1/8/2016	1/26/2016	22.7	0	7%	68%	0.299465	100%	0%	0.0052	0.0000	0.0052
C-42944-1A	Tulare	Open Hearth Fireplace	Gas Insert			Non-Catalytic	FALSE	1/20/2016	3/7/2016	22.7	0	7%	68%	0.299465	100%	0%	0.0052	0.0000	0.0052
C-42945-1A	Stanislaus	Freestanding Non-Certified Wood Stove	Freestanding Certified Wood Stove	4.1		Non-Catalytic	FALSE	2/8/2016	3/30/2016	29.5	8.2	54%	68%	1.55	100%	0%	0.0352	0.0078	0.0274
C-42946-1A	Tulare	Open Hearth Fireplace	Gas Insert			Non-Catalytic	TRUE	1/20/2016	2/1/2016	22.7	0	7%	68%	0.299465	53%	43%	0.0028	0.0000	0.0028
C-42948-1A																			

SAN JOAQUIN VALLEY UNIFIED AIR POLLUTION CONTROL DISTRICT

2021 Annual Demonstration Report

August 31, 2022

Contract#	County	OldDeviceType	NewDeviceType	EmissionRating	OverallEfficiency	DeviceSubtype	PipedNatGa	InstallDate	ClaimDate	Emission Factor		Efficiency		FuelUse	Non-Curtailment %		Emissions (tpy PM2.5)		
										EF_Old	EF_New	Eff_Old	Eff_New		B _{all}	B _{reg}	Before	After	Reduction
C-43044-1A	Stanislaus	Open Hearth Fireplace	Gas Insert				FALSE	1/26/2016	3/1/2016	22.7	0	7%	68%	0.299465	100%	0%	0.0052	0.0000	0.0052
C-43046-1A	Fresno	Open Hearth Fireplace	Gas Insert				TRUE	1/11/2016	1/28/2016	22.7	0	7%	68%	0.299465	24%	59%	0.0013	0.0000	0.0013
C-43047-1A	Fresno	Open Hearth Fireplace	Gas Insert				TRUE	5/9/2016	6/14/2016	22.7	0	7%	68%	0.299465	24%	59%	0.0013	0.0000	0.0013
C-43059-1A	Madera	Freestanding Non-Certified Wood Stove	Certified Wood Insert	1.9		Non-Catalytic	TRUE	3/30/2016	4/18/2016	29.5	3.8	54%	68%	2.61	33%	57%	0.0198	0.0025	0.0173
C-43060-1A	Tulare	Open Hearth Fireplace	Certified Wood Insert	4.2		Non-Catalytic	FALSE	3/5/2016	3/16/2016	22.7	8.4	7%	68%	0.299465	100%	0%	0.0052	0.0002	0.0050
C-43066-1A	Kern	Open Hearth Fireplace	Gas Insert				TRUE	1/22/2016	2/12/2016	22.7	0	7%	68%	0.299465	31%	51%	0.0016	0.0000	0.0016
C-43070-1A	Fresno	Open Hearth Fireplace	Gas Insert				TRUE	1/8/2016	3/24/2016	22.7	0	7%	68%	0.299465	24%	59%	0.0013	0.0000	0.0013
C-43071-1A	Stanislaus	Open Hearth Fireplace	Gas Insert				FALSE	1/13/2016	3/22/2016	22.7	0	7%	68%	0.299465	100%	0%	0.0052	0.0000	0.0052
C-43072-1A	Stanislaus	Open Hearth Fireplace	Gas Insert				TRUE	2/4/2016	3/9/2016	22.7	0	7%	68%	0.299465	54%	44%	0.0028	0.0000	0.0028
C-43073-1A	Fresno	Freestanding Non-Certified Wood Stove	Certified Wood Insert	2.6		Non-Catalytic	TRUE	2/5/2016	2/16/2016	29.5	5.2	54%	68%	2.09	24%	59%	0.0115	0.0022	0.0093
C-43076-2B	Fresno	Open Hearth Fireplace	Certified Wood Insert	3.6		Non-Catalytic	TRUE	1/4/2016	1/26/2016	22.7	7.2	7%	68%	0.299465	24%	59%	0.0013	0.0001	0.0012
C-43078-1A	San Joaquin	Freestanding Non-Certified Wood Stove	Gas Insert				TRUE	3/9/2016	4/11/2016	29.5	0	54%	68%	1.15	61%	38%	0.0159	0.0000	0.0159
C-43079-1A	Fresno	Open Hearth Fireplace	Gas Insert				TRUE	1/15/2016	2/3/2016	22.7	0	7%	68%	0.299465	24%	59%	0.0013	0.0000	0.0013
C-43080-1A	San Joaquin	Open Hearth Fireplace	Gas Insert				FALSE	1/27/2016	3/21/2016	22.7	0	7%	68%	0.299465	100%	0%	0.0052	0.0000	0.0052
C-43082-1A	Stanislaus	Open Hearth Fireplace	Gas Insert				TRUE	2/2/2016	4/5/2016	22.7	0	7%	68%	0.299465	54%	44%	0.0028	0.0000	0.0028
C-43089-1A	Tulare	Freestanding Non-Certified Wood Stove	Freestanding Gas Stove				FALSE	6/6/2016	6/24/2016	29.5	0	54%	68%	2.4	100%	0%	0.0545	0.0000	0.0545
C-43090-1A	Fresno	Non-Certified Pellet Insert	Gas Insert				TRUE	5/30/2016	7/20/2016	2.9	0	68%	68%	2.1	24%	59%	0.0011	0.0000	0.0011
C-43091-1A	Fresno	Freestanding Non-Certified Wood Stove	Gas Insert				TRUE	2/11/2016	3/14/2016	29.5	0	54%	68%	2.09	24%	59%	0.0115	0.0000	0.0115
C-43093-1A	Kings	Open Hearth Fireplace	Gas Insert				FALSE	1/21/2016	2/17/2016	22.7	0	7%	68%	0.299465	100%	0%	0.0052	0.0000	0.0052
C-43094-1A	Tulare	Open Hearth Fireplace	Certified Wood Insert	3.4		Non-Catalytic	FALSE	2/6/2016	3/22/2016	22.7	6.8	7%	68%	0.299465	100%	0%	0.0052	0.0002	0.0051
C-43096-1A	Stanislaus	Open Hearth Fireplace	Gas Insert				TRUE	1/15/2016	3/21/2016	22.7	0	7%	68%	0.299465	54%	44%	0.0028	0.0000	0.0028
C-43097-1A	Fresno	Freestanding Non-Certified Wood Stove	Gas Insert				TRUE	1/16/2016	8/22/2016	29.5	0	54%	68%	2.09	24%	59%	0.0115	0.0000	0.0115
C-43098-1A	Fresno	Open Hearth Fireplace	Gas Insert				TRUE	1/9/2016	1/26/2016	22.7	0	7%	68%	0.299465	24%	59%	0.0013	0.0000	0.0013
C-43099-1A	Fresno	Freestanding Non-Certified Wood Stove	Freestanding Certified Wood Stove	4.1		Non-Catalytic	TRUE	1/4/2016	2/1/2016	29.5	8.2	54%	68%	2.09	24%	59%	0.0115	0.0034	0.0081
C-43101-1A	Kern	Open Hearth Fireplace	Gas Insert				TRUE	2/15/2016	3/3/2016	22.7	0	7%	68%	0.299465	31%	51%	0.0016	0.0000	0.0016
C-43102-1A	San Joaquin	Open Hearth Fireplace	Gas Insert				FALSE	1/4/2016	1/26/2016	22.7	0	7%	68%	0.299465	100%	0%	0.0052	0.0000	0.0052
C-43103-1A	Madera	Freestanding Non-Certified Wood Stove	Certified Wood Insert	2.5		Non-Catalytic	TRUE	3/12/2016	4/11/2016	29.5	5	54%	68%	2.61	33%	57%	0.0198	0.0033	0.0165
C-43104-1A	Fresno	Open Hearth Fireplace	Gas Insert				TRUE	2/16/2016	3/10/2016	22.7	0	7%	68%	0.299465	24%	59%	0.0013	0.0000	0.0013
C-43116-1A	Merced	Open Hearth Fireplace	Gas Insert				TRUE	3/15/2016	4/5/2016	22.7	0	7%	68%	0.299465	68%	32%	0.0035	0.0000	0.0035
C-43117-1A	Fresno	Freestanding Non-Certified Wood Stove	Gas Insert				TRUE	4/22/2016	5/23/2016	29.5	0	54%	68%	2.09	24%	59%	0.0115	0.0000	0.0115
C-43122-1A	Kern	Open Hearth Fireplace	Gas Insert				TRUE	1/13/2016	1/20/2016	22.7	0	7%	68%	0.299465	31%	51%	0.0016	0.0000	0.0016
C-43148-1A	Fresno	Open Hearth Fireplace	Gas Insert				TRUE	3/21/2016	8/11/2016	22.7	0	7%	68%	0.299465	24%	59%	0.0013	0.0000	0.0013
C-43150-1A	Fresno	Open Hearth Fireplace	Gas Insert				FALSE	1/9/2016	2/1/2016	22.7	0	7%	68%	0.299465	100%	0%	0.0052	0.0000	0.0052
C-43151-2B	Fresno	Open Hearth Fireplace	Gas Insert				FALSE	10/12/2016	1/5/2017	22.7	0	7%	68%	0.299465	100%	0%	0.0052	0.0000	0.0052
C-43153-1A	San Joaquin	Open Hearth Fireplace	Gas Insert				FALSE	3/18/2016	4/5/2016	22.7	0	7%	68%	0.299465	100%	0%	0.0052	0.0000	0.0052
C-43160-1A	Fresno	Open Hearth Fireplace	Gas Insert				TRUE	2/12/2016	3/21/2016	22.7	0	7%	68%	0.299465	24%	59%	0.0013	0.0000	0.0013
C-43163-1A	Kings	Open Hearth Fireplace	Gas Insert				TRUE	1/21/2016	3/10/2016	22.7	0	7%	68%	0.299465	48%	48%	0.0025	0.0000	0.0025
C-43164-1A	Fresno	Open Hearth Fireplace	Gas Insert				TRUE	1/12/2016	3/7/2016	22.7	0	7%	68%	0.299465	24%	59%	0.0013	0.0000	0.0013
C-43165-1A	San Joaquin	Open Hearth Fireplace	Gas Insert				TRUE	1/14/2016	1/28/2016	22.7	0	7%	68%	0.299465	61%	38%	0.0032	0.0000	0.0032
C-43166-1A	Stanislaus	Open Hearth Fireplace	Gas Insert				TRUE	3/15/2016	5/23/2016	22.7	0	7%	68%	0.299465	54%	44%	0.0028	0.0000	0.0028
C-43167-1A	Kern	Open Hearth Fireplace	Gas Insert				TRUE	1/26/2016	2/12/2016	22.7	0	7%	68%	0.299465	31%	51%	0.0016	0.0000	0.0016
C-43172-1A	Stanislaus	Open Hearth Fireplace	Gas Insert				TRUE	1/8/2016	3/8/2016	22.7	0	7%	68%	0.299465	54%	44%	0.0028	0.0000	0.0028
C-43173-1A	San Joaquin	Open Hearth Fireplace	Gas Insert				TRUE	1/18/2016	3/3/2016	22.7	0	7%	68%	0.299465	61%	38%	0.0032	0.0000	0.0032
C-43175-1A	Fresno	Open Hearth Fireplace	Certified Wood Insert	2.6		Non-Catalytic	TRUE	1/28/2016	2/10/2016	22.7	5.2	7%	68%	0.299465	24%	59%	0.0013	0.0000	0.0012
C-43177-1A	Merced	Freestanding Non-Certified Wood Stove	Freestanding Certified Wood Stove	1.9		Non-Catalytic	TRUE	2/9/2016	3/22/2016	29.5	3.8	54%	68%	2.67	68%	32%	0.0409	0.0045	0.0365
C-43178-1A	San Joaquin	Freestanding Non-Certified Wood Stove	Gas Insert				TRUE	3/24/2016	4/12/2016	29.5	0	54%	68%	1.15	61%	38%	0.0159	0.0000	0.0159
C-43179-1A	Fresno	Open Hearth Fireplace	Gas Insert				TRUE	1/30/2016	2/16/2016	22.7	0	7%	68%	0.299465	24%	59%	0.0013	0.0000	0.0013
C-43180-1A	Madera	Freestanding Non-Certified Wood Stove	Certified Wood Insert	1.9		Non-Catalytic	FALSE	2/10/2016	4/5/2016	29.5	3.8	54%	68%	2.61	100%	0%	0.0593	0.0061	0.0532
C-43181-1A	Kern	Open Hearth Fireplace	Gas Insert				FALSE	1/6/2016	1/26/2016	22.7	0	7%	68%	0.299465	100%	0%	0.0052	0.0000	0.0052
C-43195-1A	Stanislaus	Open Hearth Fireplace	Gas Insert				TRUE	1/4/2016	1/27/2016	22.7	0	7%	68%	0.299465	54%	44%	0.0028	0.0000	0.0028
C-43196-1A	San Joaquin	Open Hearth Fireplace	Gas Insert				TRUE	2/5/2016	3/14/2016	22.7	0	7%	68%	0.299465	61%	38%	0.0032	0.0000	0.0032
C-43197-1A	San Joaquin	Freestanding Non-Certified Wood Stove	Gas Insert				TRUE	1/6/2016	1/26/2016	29.5	0	54%	68%	1.15	61%	38%	0.0159	0.0000	0.0159
C-43200-1A	San Joaquin	Open Hearth Fireplace	Gas Insert				TRUE	1/11/2016	1/28/2016	22.7	0	7%	68%	0.299465	61%	38%	0.0032	0.0000	0.0032
C-43201-1A	Kern	Open Hearth Fireplace	Gas Insert				FALSE	1/8/2016	1/26/2016	22.7	0	7%	68%	0.299465	100%	0%	0.0052	0.0000	0.0052
C-43202-1A	Madera	Freestanding Non-Certified Wood Stove	Freestanding Certified Wood Stove	1.9		Non-Catalytic	TRUE	2/16/2016	3/3/2016	29.5	3.8	54%	68%	2.61	33%	57%	0.0198	0.0025	0.0173
C-43203-1A	Fresno	Open Hearth Fireplace	Gas Insert				TRUE	1/15/2016	2/1/2016	22.7	0	7%	68%	0.299465	24%	59%	0.0013	0.0000	0.0013
C-43204-1A	Merced	Open Hearth Fireplace	Certified Wood Insert	0.58		80 Catalytic	TRUE	2/11/2016	4/11/2016	22.7	1.16	7%	80%	0.299465	68%	32%	0.0035	0.0000	0.0035
C-43205-1A	Kern	Open Hearth Fireplace	Gas Insert				TRUE	2/5/2016	3/10/2016	22.7	0	7%	68%	0.299465	31%	51%	0.0016	0.0000	0.0016
C-43206-1A	Tulare	Open Hearth Fireplace	Certified Wood Insert	3.5		73 Non-Catalytic	FALSE	3/17/2016	5/23/2016	22.7	7	7%	73%	0.299465	100%	0%	0.0052	0.0002	0.0051
C-43207-1A	Tulare	Open Hearth Fireplace	Gas Insert				TRUE	1/8/2016	1/27/2016	22.7	0	7%	68%	0.299465	53%	43%	0.0028	0.0000	0.0028
C-43208-1A	Tulare	Open Hearth Fireplace	Gas Insert				TRUE	1/11/2016	1/27/2016	22.7	0	7%	68%	0.299465	53%	43%	0.0028	0.0000	0.0028
C-43209-1A	Stanislaus	Open Hearth Fireplace	Gas Insert				TRUE	2/1/2016	3/3/2016	22.7	0	7%	68%	0.299465	54%	44%	0.0028	0.0000	0.0028
C-43210-1A	San Joaquin	Freestanding Non-Certified Wood Stove	Gas Insert				TRUE	2/6/2016	3/7/2016	29.5	0	54%	68%	1.15	61%	38%	0.0159	0.0000	0.0159
C-43211-1A	San Joaquin	Freestanding Non-Certified Wood Stove	Gas Insert				TRUE	2/26/2016	3/22/2016	29.5	0	54%	68%	1.15	61%	38%	0.0159	0.0000	0.0159
C-43212-1A	Stanislaus	Open Hearth Fireplace	Gas Insert				TRUE	1/8/2016	1/26/2016	22.7	0	7%	68%	0.299465	54%	44%	0.0028	0.0000	0.0028
C-43213-1A	Fresno	Open Hearth Fireplace	Gas Insert				TRUE	2/4/2016	5/2/2016	22.7	0	7%	68%	0.299465	24%	59%	0.0013	0.0000	0.0013
C-43214-1A	Kern	Open Hearth Fireplace	Gas Insert				TRUE	1/5/2016	1/26/2016	22.7	0	7%	68%	0.299465	31%	51%	0.0016	0.0000	

SAN JOAQUIN VALLEY UNIFIED AIR POLLUTION CONTROL DISTRICT

2021 Annual Demonstration Report

August 31, 2022

Contract#	County	OldDeviceType	NewDeviceType	EmissionRating	OverallEfficiency	DeviceSubtype	PipedNatG	InstallDate	ClaimDate	Emission Factor		Efficiency		FuelUse	Non-Curtailment %		Emissions (tpy PM2.5)		
										EF_Old	EF_New	Eff_Old	Eff_New		B_all	B_reg	Before	After	Reduction
C-43254-1A	San Joaquin	Open Hearth Fireplace	Gas Insert				TRUE	1/25/2016	3/3/2016	22.7	0	7%	68%	0.299465	61%	38%	0.0032	0.0000	0.0032
C-43256-1A	San Joaquin	Open Hearth Fireplace	Gas Insert				TRUE	1/28/2016	3/1/2016	22.7	0	7%	68%	0.299465	61%	38%	0.0032	0.0000	0.0032
C-43257-1A	Fresno	Open Hearth Fireplace	Gas Insert				FALSE	1/11/2016	3/28/2016	22.7	0	7%	68%	0.299465	100%	0%	0.0052	0.0000	0.0052
C-43258-1A	San Joaquin	Open Hearth Fireplace	Certified Wood Insert	3		Non-Catalytic	FALSE	2/20/2016	10/17/2016	22.7	6	7%	68%	0.299465	100%	0%	0.0052	0.0001	0.0051
C-43259-1A	Stanislaus	Freestanding Non-Certified Wood Stove	Gas Insert				TRUE	2/1/2016	3/1/2016	29.5	0	54%	68%	1.55	54%	44%	0.0191	0.0000	0.0191
C-43260-1A	Fresno	Freestanding Non-Certified Wood Stove	Gas Insert				TRUE	2/15/2016	3/24/2016	29.5	0	54%	68%	2.09	24%	59%	0.0115	0.0000	0.0115
C-43262-1A	Madera	Open Hearth Fireplace	Gas Insert				TRUE	1/22/2016	2/8/2016	22.7	0	7%	68%	0.299465	33%	57%	0.0017	0.0000	0.0017
C-43264-1A	Kern	Open Hearth Fireplace	Gas Insert				TRUE	1/22/2016	2/8/2016	22.7	0	7%	68%	0.299465	31%	51%	0.0016	0.0000	0.0016
C-43265-1A	San Joaquin	Open Hearth Fireplace	Gas Insert				TRUE	2/12/2016	3/30/2016	22.7	0	7%	68%	0.299465	61%	38%	0.0032	0.0000	0.0032
C-43266-1A	San Joaquin	Open Hearth Fireplace	Gas Insert				TRUE	3/28/2016	7/20/2016	22.7	0	7%	68%	0.299465	61%	38%	0.0032	0.0000	0.0032
C-43269-1A	Madera	Open Hearth Fireplace	Certified Wood Insert	2.6		Non-Catalytic	TRUE	1/4/2016	2/10/2016	22.7	5.2	7%	68%	0.299465	33%	57%	0.0017	0.0001	0.0017
C-43272-1A	Fresno	Open Hearth Fireplace	Gas Insert				TRUE	1/23/2016	2/1/2016	22.7	0	7%	68%	0.299465	24%	59%	0.0013	0.0000	0.0013
C-43280-1A	Kern	Open Hearth Fireplace	Gas Insert				TRUE	1/14/2016	1/28/2016	22.7	0	7%	68%	0.299465	31%	51%	0.0016	0.0000	0.0016
C-43281-1A	Kern	Open Hearth Fireplace	Gas Insert				TRUE	1/14/2016	1/26/2016	22.7	0	7%	68%	0.299465	31%	51%	0.0016	0.0000	0.0016
C-43282-1A	Kern	Open Hearth Fireplace	Gas Insert				TRUE	1/19/2016	2/16/2016	22.7	0	7%	68%	0.299465	31%	51%	0.0016	0.0000	0.0016
C-43283-1A	Fresno	Open Hearth Fireplace	Gas Insert				TRUE	3/17/2016	4/4/2016	22.7	0	7%	68%	0.299465	24%	59%	0.0013	0.0000	0.0013
C-43284-1A	Fresno	Open Hearth Fireplace	Gas Insert				FALSE	1/6/2016	1/26/2016	22.7	0	7%	68%	0.299465	100%	0%	0.0052	0.0000	0.0052
C-43285-1A	Tulare	Open Hearth Fireplace	Gas Insert				TRUE	2/18/2016	3/22/2016	22.7	0	7%	68%	0.299465	53%	43%	0.0028	0.0000	0.0028
C-43288-1A	San Joaquin	Open Hearth Fireplace	Gas Insert				TRUE	3/15/2016	4/5/2016	22.7	0	7%	68%	0.299465	61%	38%	0.0032	0.0000	0.0032
C-43289-1A	San Joaquin	Open Hearth Fireplace	Gas Insert				TRUE	2/25/2016	3/24/2016	22.7	0	7%	68%	0.299465	61%	38%	0.0032	0.0000	0.0032
C-43291-1A	Kern	Open Hearth Fireplace	Gas Insert				TRUE	1/12/2016	1/27/2016	22.7	0	7%	68%	0.299465	31%	51%	0.0016	0.0000	0.0016
C-43293-2B	Kern	Open Hearth Fireplace	Gas Insert				TRUE	1/23/2016	3/21/2016	22.7	0	7%	68%	0.299465	31%	51%	0.0016	0.0000	0.0016
C-43294-1A	Kern	Open Hearth Fireplace	Gas Insert				TRUE	1/26/2016	2/16/2016	22.7	0	7%	68%	0.299465	31%	51%	0.0016	0.0000	0.0016
C-43309-1A	San Joaquin	Freestanding Non-Certified Wood Stove	Gas Insert				TRUE	1/13/2016	2/8/2016	29.5	0	54%	68%	1.15	61%	38%	0.0159	0.0000	0.0159
C-43310-1A	Kern	Open Hearth Fireplace	Gas Insert				TRUE	1/6/2016	2/12/2016	22.7	0	7%	68%	0.299465	31%	51%	0.0016	0.0000	0.0016
C-43311-1A	San Joaquin	Open Hearth Fireplace	Gas Insert				TRUE	3/18/2016	4/12/2016	22.7	0	7%	68%	0.299465	61%	38%	0.0032	0.0000	0.0032
C-43312-1A	Fresno	Open Hearth Fireplace	Gas Insert				FALSE	1/18/2016	4/7/2016	22.7	0	7%	68%	0.299465	100%	0%	0.0052	0.0000	0.0052
C-43314-1A	Merced	Open Hearth Fireplace	Gas Insert				TRUE	1/28/2016	3/8/2016	22.7	0	7%	68%	0.299465	68%	32%	0.0035	0.0000	0.0035
C-43315-1A	Merced	Open Hearth Fireplace	Gas Insert				TRUE	2/5/2016	3/22/2016	22.7	0	7%	68%	0.299465	68%	32%	0.0035	0.0000	0.0035
C-43316-1A	Fresno	Open Hearth Fireplace	Gas Insert				TRUE	1/10/2016	1/15/2016	22.7	0	7%	68%	0.299465	24%	59%	0.0013	0.0000	0.0013
C-43318-1A	Fresno	Open Hearth Fireplace	Gas Insert				TRUE	1/4/2016	1/26/2016	22.7	0	7%	68%	0.299465	24%	59%	0.0013	0.0000	0.0013
C-43319-1A	Fresno	Non-Certified Pellet Insert	Gas Insert				TRUE	1/8/2016	3/7/2016	2.9	0	68%	68%	2.1	24%	59%	0.0011	0.0000	0.0011
C-43320-1A	Fresno	Freestanding Non-Certified Wood Stove	Gas Insert				FALSE	9/30/2016	4/25/2017	29.5	0	54%	68%	2.09	100%	0%	0.0475	0.0000	0.0475
C-43322-1A	Fresno	Open Hearth Fireplace	Certified Wood Insert	2.6		Non-Catalytic	TRUE	9/12/2016	9/26/2016	22.7	5.2	7%	68%	0.299465	24%	59%	0.0013	0.0000	0.0012
C-43323-1A	Stanislaus	Open Hearth Fireplace	Gas Insert				TRUE	1/14/2016	3/22/2016	22.7	0	7%	68%	0.299465	54%	44%	0.0028	0.0000	0.0028
C-43335-1A	Fresno	Open Hearth Fireplace	Gas Insert				TRUE	1/30/2016	3/8/2016	22.7	0	7%	68%	0.299465	24%	59%	0.0013	0.0000	0.0013
C-43338-1A	Fresno	Open Hearth Fireplace	Certified Wood Insert	2.6		Non-Catalytic	TRUE	1/6/2016	4/18/2016	22.7	5.2	7%	68%	0.299465	24%	59%	0.0013	0.0000	0.0012
C-43339-1A	Stanislaus	Open Hearth Fireplace	Gas Insert				FALSE	11/10/2016	2/6/2017	22.7	0	7%	68%	0.299465	100%	0%	0.0052	0.0000	0.0052
C-43340-1A	Fresno	Open Hearth Fireplace	Gas Insert				TRUE	1/12/2016	3/24/2016	22.7	0	7%	68%	0.299465	24%	59%	0.0013	0.0000	0.0013
C-43341-1A	Madera	Freestanding Non-Certified Wood Stove	Freestanding Gas Stove				TRUE	1/19/2016	2/3/2016	29.5	0	54%	68%	2.61	33%	57%	0.0198	0.0000	0.0198
C-43342-1A	Fresno	Freestanding Non-Certified Wood Stove	Certified Wood Insert	3.9		Non-Catalytic	FALSE	1/12/2016	2/12/2016	29.5	7.8	54%	68%	2.09	100%	0%	0.0475	0.0100	0.0375
C-43343-1A	San Joaquin	Open Hearth Fireplace	Gas Insert				TRUE	4/12/2016	5/3/2016	22.7	0	7%	68%	0.299465	61%	38%	0.0032	0.0000	0.0032
C-43345-1A	Stanislaus	Freestanding Non-Certified Wood Stove	Gas Insert				TRUE	1/19/2016	2/8/2016	29.5	0	54%	68%	1.55	54%	44%	0.0191	0.0000	0.0191
C-43347-1A	Kern	Open Hearth Fireplace	Gas Insert				TRUE	1/21/2016	2/3/2016	22.7	0	7%	68%	0.299465	31%	51%	0.0016	0.0000	0.0016
C-43348-1A	Tulare	Open Hearth Fireplace	Gas Insert				TRUE	1/18/2016	2/1/2016	22.7	0	7%	68%	0.299465	53%	43%	0.0028	0.0000	0.0028
C-43349-1A	Tulare	Open Hearth Fireplace	Gas Insert				TRUE	1/17/2016	3/23/2016	22.7	0	7%	68%	0.299465	53%	43%	0.0028	0.0000	0.0028
C-43351-1A	Stanislaus	Open Hearth Fireplace	Gas Insert				TRUE	1/29/2016	3/21/2016	22.7	0	7%	68%	0.299465	54%	44%	0.0028	0.0000	0.0028
C-43353-1A	Fresno	Open Hearth Fireplace	Gas Insert				FALSE	4/7/2016	5/10/2016	22.7	0	7%	68%	0.299465	100%	0%	0.0052	0.0000	0.0052
C-43354-1A	San Joaquin	Open Hearth Fireplace	Gas Insert				TRUE	2/2/2016	3/1/2016	22.7	0	7%	68%	0.299465	61%	38%	0.0032	0.0000	0.0032
C-43355-1A	Stanislaus	Open Hearth Fireplace	Gas Insert				TRUE	2/8/2016	3/24/2016	22.7	0	7%	68%	0.299465	54%	44%	0.0028	0.0000	0.0028
C-43376-1A	Kern	Open Hearth Fireplace	Gas Insert				FALSE	1/14/2016	1/26/2016	22.7	0	7%	68%	0.299465	100%	0%	0.0052	0.0000	0.0052
C-43377-1A	Stanislaus	Freestanding Non-Certified Wood Stove	Gas Fireplace				TRUE	4/13/2016	5/10/2016	29.5	0	54%	68%	1.55	54%	44%	0.0191	0.0000	0.0191
C-43378-1A	Tulare	Open Hearth Fireplace	Gas Insert				TRUE	1/11/2016	1/27/2016	22.7	0	7%	68%	0.299465	53%	43%	0.0028	0.0000	0.0028
C-43379-1A	Tulare	Open Hearth Fireplace	Certified Wood Insert	4.2		Non-Catalytic	TRUE	3/11/2016	7/14/2016	22.7	8.4	7%	68%	0.299465	53%	43%	0.0028	0.0001	0.0027
C-43380-1A	Fresno	Open Hearth Fireplace	Gas Fireplace				TRUE	1/15/2016	8/17/2016	22.7	0	7%	68%	0.299465	24%	59%	0.0013	0.0000	0.0013
C-43381-1A	Tulare	Non-Certified Pellet Insert	Gas Insert				FALSE	1/28/2016	3/22/2016	2.9	0	68%	68%	2.1	100%	0%	0.0047	0.0000	0.0047
C-43382-1A	Fresno	Open Hearth Fireplace	Gas Insert				TRUE	1/27/2016	3/22/2016	22.7	0	7%	68%	0.299465	24%	59%	0.0013	0.0000	0.0013
C-43384-1A	Fresno	Open Hearth Fireplace	Certified Wood Insert	1.9		78 Catalytic	TRUE	1/18/2016	2/9/2016	22.7	3.8	7%	78%	0.299465	24%	59%	0.0013	0.0000	0.0012
C-43385-1A	Kings	Open Hearth Fireplace	Gas Insert				TRUE	1/19/2016	2/9/2016	22.7	0	7%	68%	0.299465	48%	48%	0.0025	0.0000	0.0025
C-43386-1A	Fresno	Open Hearth Fireplace	Gas Insert				TRUE	1/13/2016	2/1/2016	22.7	0	7%	68%	0.299465	24%	59%	0.0013	0.0000	0.0013
C-43387-1A</																			

SAN JOAQUIN VALLEY UNIFIED AIR POLLUTION CONTROL DISTRICT

2021 Annual Demonstration Report

August 31, 2022

Contract#	County	OldDeviceType	NewDeviceType	EmissionRating	OverallEfficiency	DeviceSubtype	PipedNatGa	InstallDate	ClaimDate	Emission Factor		Efficiency		FuelUse	Non-Curtailment %		Emissions (tpy PM2.5)		
										EF_Old	EF_New	Eff_Old	Eff_New		B _{all}	B _{reg}	Before	After	Reduction
C-43444-1A	Fresno	Open Hearth Fireplace	Gas Insert				FALSE	2/4/2016	3/8/2016	22.7	0	7%	68%	0.299465	100%	0%	0.0052	0.0000	0.0052
C-43445-1A	Tulare	Open Hearth Fireplace	Gas Insert				TRUE	3/9/2016	5/10/2016	22.7	0	7%	68%	0.299465	53%	43%	0.0028	0.0000	0.0028
C-43446-1A	San Joaquin	Certified Wood Insert	Gas Insert				TRUE	1/20/2016	3/22/2016	14.5785	0	68%	68%	2.1	61%	38%	0.0143	0.0000	0.0143
C-43447-1A	Fresno	Open Hearth Fireplace	Certified Wood Insert	2.6		Non-Catalytic	TRUE	1/8/2016	2/10/2016	22.7	5.2	7%	68%	0.299465	24%	59%	0.0013	0.0000	0.0012
C-43448-1A	Fresno	Non-Certified Wood Insert	Certified Wood Insert	2.6		Non-Catalytic	TRUE	2/2/2016	2/10/2016	29.5	5.2	54%	68%	2.1	24%	59%	0.0115	0.0022	0.0094
C-43451-1A	Stanislaus	Open Hearth Fireplace	Gas Insert				FALSE	3/8/2016	4/11/2016	22.7	0	7%	68%	0.299465	100%	0%	0.0052	0.0000	0.0052
C-43452-1A	Stanislaus	Open Hearth Fireplace	Gas Insert				TRUE	2/15/2016	3/14/2016	22.7	0	7%	68%	0.299465	54%	44%	0.0028	0.0000	0.0028
C-43453-1A	Tulare	Open Hearth Fireplace	Gas Insert				TRUE	1/26/2016	3/9/2016	22.7	0	7%	68%	0.299465	53%	43%	0.0028	0.0000	0.0028
C-43455-1A	Merced	Non-Certified Pellet Insert	Gas Fireplace				TRUE	2/11/2016	3/30/2016	2.9	0	68%	68%	2.1	68%	32%	0.0032	0.0000	0.0032
C-43456-1A	Kern	Open Hearth Fireplace	Gas Insert				TRUE	1/15/2016	2/1/2016	22.7	0	7%	68%	0.299465	31%	51%	0.0016	0.0000	0.0016
C-43458-1A	Kern	Open Hearth Fireplace	Gas Insert				TRUE	1/21/2016	2/12/2016	22.7	0	7%	68%	0.299465	31%	51%	0.0016	0.0000	0.0016
C-43460-1A	San Joaquin	Open Hearth Fireplace	Gas Insert				TRUE	3/10/2016	4/5/2016	22.7	0	7%	68%	0.299465	61%	38%	0.0032	0.0000	0.0032
C-43470-1A	Kern	Open Hearth Fireplace	Gas Insert				TRUE	1/21/2016	2/3/2016	22.7	0	7%	68%	0.299465	31%	51%	0.0016	0.0000	0.0016
C-43471-1A	Fresno	Open Hearth Fireplace	Gas Insert				TRUE	1/18/2016	2/1/2016	22.7	0	7%	68%	0.299465	24%	59%	0.0013	0.0000	0.0013
C-43472-1A	Fresno	Open Hearth Fireplace	Certified Pellet Insert	1.1		Non-Catalytic	TRUE	1/13/2016	3/1/2016	22.7	2.2	7%	68%	0.299465	24%	59%	0.0013	0.0000	0.0012
C-43473-1A	Madera	Open Hearth Fireplace	Gas Insert				TRUE	1/15/2016	2/3/2016	22.7	0	7%	68%	0.299465	33%	57%	0.0017	0.0000	0.0017
C-43474-1A	Fresno	Open Hearth Fireplace	Gas Insert				TRUE	1/20/2016	2/9/2016	22.7	0	7%	68%	0.299465	24%	59%	0.0013	0.0000	0.0013
C-43476-1A	Fresno	Open Hearth Fireplace	Gas Insert				TRUE	1/15/2016	2/2/2016	22.7	0	7%	68%	0.299465	24%	59%	0.0013	0.0000	0.0013
C-43478-1A	San Joaquin	Open Hearth Fireplace	Gas Insert				TRUE	2/23/2016	3/24/2016	22.7	0	7%	68%	0.299465	61%	38%	0.0032	0.0000	0.0032
C-43479-1A	San Joaquin	Open Hearth Fireplace	Certified Pellet Insert	0.66		Non-Catalytic	TRUE	1/24/2016	3/9/2016	22.7	1.32	7%	68%	0.299465	61%	38%	0.0032	0.0000	0.0032
C-43481-1A	Merced	Open Hearth Fireplace	Gas Insert				TRUE	3/25/2016	5/11/2016	22.7	0	7%	68%	0.299465	68%	32%	0.0035	0.0000	0.0035
C-43482-1A	Kern	Open Hearth Fireplace	Gas Insert				FALSE	2/4/2016	3/23/2016	22.7	0	7%	68%	0.299465	100%	0%	0.0052	0.0000	0.0052
C-43485-1A	Fresno	Open Hearth Fireplace	Certified Wood Insert	2.6		Non-Catalytic	TRUE	2/18/2016	4/4/2016	22.7	5.2	7%	68%	0.299465	24%	59%	0.0013	0.0000	0.0012
C-43486-1A	Merced	Non-Certified Pellet Insert	Gas Insert				TRUE	1/29/2016	3/8/2016	2.9	0	68%	68%	2.1	68%	32%	0.0032	0.0000	0.0032
C-43492-1A	Madera	Open Hearth Fireplace	Certified Wood Insert	2.6		Non-Catalytic	TRUE	1/29/2016	3/7/2016	22.7	5.2	7%	68%	0.299465	33%	57%	0.0017	0.0001	0.0017
C-43494-1A	San Joaquin	Certified Pellet Insert	Gas Insert				TRUE	1/19/2016	6/7/2016	2.9	0	68%	68%	2.1	61%	38%	0.0029	0.0000	0.0029
C-43495-1A	San Joaquin	Open Hearth Fireplace	Gas Insert				TRUE	2/19/2016	3/30/2016	22.7	0	7%	68%	0.299465	61%	38%	0.0032	0.0000	0.0032
C-43496-1A	San Joaquin	Open Hearth Fireplace	Gas Insert				TRUE	2/19/2016	3/22/2016	22.7	0	7%	68%	0.299465	61%	38%	0.0032	0.0000	0.0032
C-43497-1A	Kern	Open Hearth Fireplace	Certified Wood Insert	3.2		72 Non-Catalytic	TRUE	9/21/2016	10/13/2016	22.7	6.4	7%	72%	0.299465	31%	51%	0.0016	0.0001	0.0016
C-43499-1A	Fresno	Freestanding Non-Certified Wood Stove	Gas Insert				TRUE	1/9/2016	1/28/2016	29.5	0	54%	68%	2.09	24%	59%	0.0115	0.0000	0.0115
C-43501-1A	San Joaquin	Freestanding Non-Certified Wood Stove	Gas Insert				TRUE	1/20/2016	2/12/2016	29.5	0	54%	68%	1.15	61%	38%	0.0159	0.0000	0.0159
C-43514-1A	Fresno	Open Hearth Fireplace	Gas Insert				TRUE	3/31/2016	6/3/2016	22.7	0	7%	68%	0.299465	24%	59%	0.0013	0.0000	0.0013
C-43517-1A	Madera	Open Hearth Fireplace	Certified Wood Insert	2.6		Non-Catalytic	TRUE	2/2/2016	2/10/2016	22.7	5.2	7%	68%	0.299465	33%	57%	0.0017	0.0001	0.0017
C-43520-1A	San Joaquin	Certified Pellet Insert	Gas Insert				TRUE	1/18/2016	2/1/2016	2.9	0	68%	68%	2.1	61%	38%	0.0029	0.0000	0.0029
C-43521-1A	Fresno	Non-Certified Wood Insert	Certified Wood Insert	4.1		Non-Catalytic	TRUE	1/14/2016	2/1/2016	29.5	8.2	54%	68%	2.1	24%	59%	0.0115	0.0034	0.0081
C-43522-1A	Fresno	Freestanding Non-Certified Wood Stove	Freestanding Certified Wood Stove	4.2		Non-Catalytic	TRUE	1/19/2016	2/1/2016	29.5	8.4	54%	68%	2.09	24%	59%	0.0115	0.0035	0.0080
C-43523-1A	Stanislaus	Open Hearth Fireplace	Certified Wood Insert	3.6		Non-Catalytic	FALSE	1/27/2016	3/7/2016	22.7	7.2	7%	68%	0.299465	100%	0%	0.0052	0.0002	0.0051
C-43524-1A	Tulare	Open Hearth Fireplace	Gas Insert				TRUE	1/21/2016	2/9/2016	22.7	0	7%	68%	0.299465	53%	43%	0.0028	0.0000	0.0028
C-43525-1A	Tulare	Open Hearth Fireplace	Gas Insert				FALSE	2/12/2016	3/8/2016	22.7	0	7%	68%	0.299465	100%	0%	0.0052	0.0000	0.0052
C-43526-1A	Kings	Open Hearth Fireplace	Gas Insert				TRUE	1/21/2016	3/8/2016	22.7	0	7%	68%	0.299465	48%	48%	0.0025	0.0000	0.0025
C-43527-1A	Merced	Freestanding Non-Certified Wood Stove	Freestanding Gas Stove				TRUE	10/22/2016	12/13/2016	29.5	0	54%	68%	2.67	68%	32%	0.0409	0.0000	0.0409
C-43528-1A	Tulare	Open Hearth Fireplace	Gas Insert				FALSE	2/4/2016	3/30/2016	22.7	0	7%	68%	0.299465	100%	0%	0.0052	0.0000	0.0052
C-43529-1A	Tulare	Open Hearth Fireplace	Gas Insert				FALSE	2/4/2016	3/30/2016	22.7	0	7%	68%	0.299465	100%	0%	0.0052	0.0000	0.0052
C-43530-1A	Stanislaus	Open Hearth Fireplace	Gas Insert				TRUE	2/21/2016	3/28/2016	22.7	0	7%	68%	0.299465	54%	44%	0.0028	0.0000	0.0028
C-43531-1A	San Joaquin	Open Hearth Fireplace	Certified Wood Insert	1.6		Non-Catalytic	FALSE	3/31/2016	5/11/2016	22.7	3.2	7%	68%	0.299465	100%	0%	0.0052	0.0001	0.0052
C-43533-1A	San Joaquin	Open Hearth Fireplace	Gas Insert				TRUE	2/4/2016	3/3/2016	22.7	0	7%	68%	0.299465	61%	38%	0.0032	0.0000	0.0032
C-43534-1A	Kern	Open Hearth Fireplace	Gas Insert				TRUE	2/20/2016	3/24/2016	22.7	0	7%	68%	0.299465	31%	51%	0.0016	0.0000	0.0016
C-43564-1A	Kern	Open Hearth Fireplace	Certified Pellet Insert	1.5		70 Non-Catalytic	TRUE	2/19/2016	3/24/2016	22.7	3	7%	70%	0.299465	31%	51%	0.0016	0.0000	0.0016
C-43566-1A	Madera	Non-Certified Wood Insert	Certified Pellet Insert	1.5		76 Non-Catalytic	TRUE	3/2/2016	3/28/2016	29.5	3	54%	76%	2.1	33%	57%	0.0159	0.0014	0.0145
C-43569-1A	San Joaquin	Freestanding Non-Certified Wood Stove	Freestanding Gas Stove				TRUE	2/9/2016	3/9/2016	29.5	0	54%	68%	1.15	61%	38%	0.0159	0.0000	0.0159
C-43570-1A	Stanislaus	Certified Pellet Insert	Gas Insert				TRUE	2/18/2016	3/22/2016	2.9	0	68%	68%	2.1	54%	44%	0.0025	0.0000	0.0025
C-43571-2B	Fresno	Open Hearth Fireplace	Gas Insert				TRUE	1/23/2016	3/21/2016	22.7	0	7%	68%	0.299465	24%	59%	0.0013	0.0000	0.0013
C-43573-1A	Stanislaus	Open Hearth Fireplace	Certified Wood Insert	3.5		73 Non-Catalytic	TRUE	2/1/2016	2/10/2016	22.7	7	7%	73%	0.299465	54%	44%	0.0028	0.0001	0.0027
C-43574-1A	San Joaquin	Freestanding Non-Certified Wood Stove	Freestanding Certified Wood Stove	2		69 Non-Catalytic	FALSE	4/11/2016	5/3/2016	29.5	4	54%	69%	1.15	100%	0%	0.0261	0.0028	0.0234
C-43575-1A	San Joaquin	Open Hearth Fireplace	Gas Insert				FALSE	12/22/2016	2/15/2017	22.7	0	7%	68%	0.299465	100%	0%	0.0052	0.0000	0.0052
C-43576-1A	San Joaquin	Freestanding Non-Certified Wood Stove	Gas Insert				TRUE	1/10/2016	5/2/2016	29.5	0	54%	68%	1.15	61%	38%	0.0159	0.0000	0.0159
C-43577-1A	Kern	Open Hearth Fireplace	Gas Fireplace				TRUE	2/9/2016	3/21/2016	22.7	0	7%	68%	0.299465	31%	51%	0.0016	0.0000	0.0016
C-43578-1A	Kern	Open Hearth Fireplace	Gas Insert				TRUE	1/20/2016	2/1/2016	22.7	0	7%	68%	0.299465	31%	51%	0.0016	0.0000	0.0016
C-43589-2B	Fresno	Open Hearth Fireplace	Certified Pellet Insert	2.1		Non-Catalytic	TRUE	5/5/2016	5/23/2016	22.7	4.2	7%	68%	0.299465	24%	59%	0.0013	0.0000	0.0012
C-43596-1A	Fresno	Open Hearth Fireplace	Gas Insert				TRUE	2/17/2016	4/13/2016	22.7	0	7%	68%	0.299465	24%	59%	0.0013	0.0000	0.0013
C-43602-1A	Kern	Open Hearth Fireplace	Gas Insert				TRUE	4/1/2016	5/10/2016	22.7	0	7%	68%	0.299465	31%	51%	0.0016	0.0000	0.0016
C-43603-1A	San Joaquin	Open Hearth Fireplace	Gas Insert				TRUE	2/25/2016	3/21/2016	22.7	0	7%	68%	0.299465	61%	38%	0.0032	0.0000	0.0032
C-43608-1A	Kern	Open Hearth Fireplace	Gas Insert				TRUE	4/2/2016	4/18/2016	22.7	0	7%	68%	0.299465	31%	51%	0.0016	0.0000	0.0016
C-43609-1A	Tulare	Open Hearth Fireplace	Gas Insert				TRUE	2/9/2016	3/21/2016	22.7	0	7%	68%	0.299465	53%	43%	0.0028	0.0000	0.0028
C-43610-1A	San Joaquin	Open Hearth Fireplace	Gas Insert				FALSE	3/2/2016	3/28/2016	22.7	0	7%	68%	0.299465	100%	0%	0.0052	0.0000	0.0052
C-43611-1A	Madera	Freestanding Non-Certified Wood Stove	Gas Insert				TRUE	2/18/2016	3/22/2016	29.5	0	54%	68%	2.61	33%	57%	0.0198	0.0000	0.0198
C-43612-1A	Tulare	Open Hearth Fireplace	Gas Insert				TRUE	2/1/2016	3/14/2016	22.7	0	7%	68%	0.299465	53%	43%	0.		

SAN JOAQUIN VALLEY UNIFIED AIR POLLUTION CONTROL DISTRICT

2021 Annual Demonstration Report

August 31, 2022

Contract#	County	OldDeviceType	NewDeviceType	EmissionRating	OverallEfficiency	DeviceSubtype	PipedNatGa	InstallDate	ClaimDate	Emission Factor		Efficiency		FuelUse	Non-Curtailment %		Emissions (tpy PM2.5)		
										EF_Old	EF_New	Eff_Old	Eff_New		B_all	B_reg	Before	After	Reduction
C-43641-1A	San Joaquin	Open Hearth Fireplace	Gas Insert				TRUE	1/29/2016	3/9/2016	22.7	0	7%	68%	0.299465	61%	38%	0.0032	0.0000	0.0032
C-43642-1A	Tulare	Open Hearth Fireplace	Gas Insert				TRUE	1/28/2016	2/10/2016	22.7	0	7%	68%	0.299465	53%	43%	0.0028	0.0000	0.0028
C-43643-1A	San Joaquin	Freestanding Non-Certified Wood Stove	Freestanding Gas Stove				TRUE	2/17/2016	3/1/2016	29.5	0	54%	68%	1.15	61%	38%	0.0159	0.0000	0.0159
C-43645-2B	Kern	Open Hearth Fireplace	Gas Insert				TRUE	12/7/2016	2/1/2017	22.7	0	7%	68%	0.299465	31%	51%	0.0016	0.0000	0.0016
C-43646-1A	Kern	Non-Certified Pellet Insert	Gas Insert				TRUE	1/20/2016	2/3/2016	2.9	0	68%	68%	2.1	31%	51%	0.0014	0.0000	0.0014
C-43648-1A	Stanislaus	Open Hearth Fireplace	Gas Insert				TRUE	1/28/2016	2/12/2016	22.7	0	7%	68%	0.299465	54%	44%	0.0028	0.0000	0.0028
C-43649-1A	Kern	Open Hearth Fireplace	Gas Insert				TRUE	1/29/2016	2/12/2016	22.7	0	7%	68%	0.299465	31%	51%	0.0016	0.0000	0.0016
C-43650-1A	Stanislaus	Freestanding Non-Certified Wood Stove	Gas Insert				TRUE	3/4/2016	3/30/2016	29.5	0	54%	68%	1.55	54%	44%	0.0191	0.0000	0.0191
C-43651-1A	San Joaquin	Open Hearth Fireplace	Gas Insert				TRUE	2/13/2016	3/24/2016	22.7	0	7%	68%	0.299465	61%	38%	0.0032	0.0000	0.0032
C-43670-1A	Fresno	Open Hearth Fireplace	Gas Insert				TRUE	1/21/2016	2/9/2016	22.7	0	7%	68%	0.299465	24%	59%	0.0013	0.0000	0.0013
C-43671-1A	Fresno	Open Hearth Fireplace	Certified Wood Insert	3.6		Non-Catalytic	FALSE	1/27/2016	3/1/2016	22.7	7.2	7%	68%	0.299465	100%	0%	0.0052	0.0002	0.0051
C-43672-1A	Tulare	Freestanding Non-Certified Pellet Stove	Freestanding Gas Stove				TRUE	1/26/2016	3/1/2016	2.9	0	68%	68%	2.4	53%	43%	0.0029	0.0000	0.0029
C-43673-1A	Fresno	Freestanding Non-Certified Wood Stove	Freestanding Certified Wood Stove	4.1		Non-Catalytic	TRUE	2/1/2016	3/7/2016	29.5	8.2	54%	68%	2.09	24%	59%	0.0115	0.0034	0.0081
C-43674-1A	Fresno	Freestanding Non-Certified Wood Stove	Gas Insert				TRUE	1/27/2016	3/7/2016	29.5	0	54%	68%	2.09	24%	59%	0.0115	0.0000	0.0115
C-43676-1A	Madera	Open Hearth Fireplace	Gas Insert				TRUE	1/28/2016	3/1/2016	22.7	0	7%	68%	0.299465	33%	57%	0.0017	0.0000	0.0017
C-43678-1A	San Joaquin	Open Hearth Fireplace	Gas Insert				TRUE	3/9/2016	4/18/2016	22.7	0	7%	68%	0.299465	61%	38%	0.0032	0.0000	0.0032
C-43681-1A	Stanislaus	Open Hearth Fireplace	Certified Wood Insert	2		Non-Catalytic	TRUE	3/7/2016	3/16/2016	22.7	4	7%	68%	0.299465	54%	44%	0.0028	0.0001	0.0028
C-43682-1A	Kings	Open Hearth Fireplace	Gas Insert				TRUE	2/12/2016	3/24/2016	22.7	0	7%	68%	0.299465	48%	48%	0.0025	0.0000	0.0025
C-43683-1A	Tulare	Open Hearth Fireplace	Certified Wood Insert	4.5		71 Non-Catalytic	TRUE	2/22/2016	3/16/2016	22.7	9	7%	71%	0.299465	53%	43%	0.0028	0.0001	0.0027
C-43685-1A	Fresno	Open Hearth Fireplace	Gas Insert				FALSE	2/17/2016	3/22/2016	22.7	0	7%	68%	0.299465	100%	0%	0.0052	0.0000	0.0052
C-43686-1A	Fresno	Open Hearth Fireplace	Certified Wood Insert	2.6		Non-Catalytic	TRUE	1/20/2016	2/10/2016	22.7	5.2	7%	68%	0.299465	24%	59%	0.0013	0.0000	0.0012
C-43687-1A	Fresno	Non-Certified Wood Insert	Certified Wood Insert	2.6		Non-Catalytic	TRUE	1/28/2016	2/8/2016	29.5	5.2	54%	68%	2.1	24%	59%	0.0115	0.0022	0.0094
C-43688-1A	Stanislaus	Open Hearth Fireplace	Gas Insert				TRUE	2/3/2016	3/9/2016	22.7	0	7%	68%	0.299465	54%	44%	0.0028	0.0000	0.0028
C-43690-1A	Stanislaus	Open Hearth Fireplace	Gas Insert				TRUE	2/25/2016	4/1/2016	22.7	0	7%	68%	0.299465	54%	44%	0.0028	0.0000	0.0028
C-43692-1A	Kings	Freestanding Non-Certified Wood Stove	Gas Insert				TRUE	1/16/2016	2/9/2016	29.5	0	54%	68%	1.16	48%	48%	0.0125	0.0000	0.0125
C-43693-1A	San Joaquin	Open Hearth Fireplace	Gas Insert				TRUE	2/8/2016	3/8/2016	22.7	0	7%	68%	0.299465	61%	38%	0.0032	0.0000	0.0032
C-43694-1A	Madera	Freestanding Non-Certified Wood Stove	Freestanding Certified Wood Stove	4.5		75 Non-Catalytic	FALSE	5/12/2016	6/13/2016	29.5	9	54%	75%	2.61	100%	0%	0.0593	0.0130	0.0463
C-43695-1A	San Joaquin	Open Hearth Fireplace	Gas Insert				TRUE	2/4/2016	3/14/2016	22.7	0	7%	68%	0.299465	61%	38%	0.0032	0.0000	0.0032
C-43697-1A	Kern	Open Hearth Fireplace	Gas Insert				TRUE	1/20/2016	4/13/2016	22.7	0	7%	68%	0.299465	31%	51%	0.0016	0.0000	0.0016
C-43698-1A	Kings	Non-Certified Wood Insert	Certified Wood Insert	4.1		Non-Catalytic	FALSE	2/23/2016	3/10/2016	29.5	8.2	54%	68%	2.1	100%	0%	0.0477	0.0105	0.0372
C-43699-1A	Kern	Open Hearth Fireplace	Gas Insert				TRUE	7/20/2016	8/11/2016	22.7	0	7%	68%	0.299465	31%	51%	0.0016	0.0000	0.0016
C-43701-1A	Fresno	Open Hearth Fireplace	Gas Insert				TRUE	3/4/2016	4/5/2016	22.7	0	7%	68%	0.299465	24%	59%	0.0013	0.0000	0.0013
C-43702-1A	Fresno	Open Hearth Fireplace	Gas Insert				TRUE	2/15/2016	3/3/2016	22.7	0	7%	68%	0.299465	24%	59%	0.0013	0.0000	0.0013
C-43703-1A	Stanislaus	Open Hearth Fireplace	Gas Insert				TRUE	2/24/2016	3/16/2016	22.7	0	7%	68%	0.299465	54%	44%	0.0028	0.0000	0.0028
C-43704-1A	Merced	Open Hearth Fireplace	Certified Pellet Insert	1.5		70 Non-Catalytic	TRUE	2/16/2017	6/21/2017	22.7	3	7%	70%	0.299465	68%	32%	0.0035	0.0000	0.0035
C-43705-1A	San Joaquin	Open Hearth Fireplace	Certified Wood Insert	3		Non-Catalytic	TRUE	1/28/2016	3/14/2016	22.7	6	7%	68%	0.299465	61%	38%	0.0032	0.0001	0.0031
C-43706-1A	Stanislaus	Open Hearth Fireplace	Gas Insert				TRUE	3/15/2016	4/11/2016	22.7	0	7%	68%	0.299465	54%	44%	0.0028	0.0000	0.0028
C-43708-1A	Kern	Open Hearth Fireplace	Gas Fireplace				TRUE	1/29/2016	5/10/2016	22.7	0	7%	68%	0.299465	31%	51%	0.0016	0.0000	0.0016
C-43709-1A	Kern	Open Hearth Fireplace	Gas Insert				TRUE	2/8/2016	3/9/2016	22.7	0	7%	68%	0.299465	31%	51%	0.0016	0.0000	0.0016
C-43710-1A	Fresno	Open Hearth Fireplace	Gas Insert				TRUE	1/18/2016	3/1/2016	22.7	0	7%	68%	0.299465	24%	59%	0.0013	0.0000	0.0013
C-43711-1A	Fresno	Open Hearth Fireplace	Gas Insert				TRUE	2/22/2016	3/24/2016	22.7	0	7%	68%	0.299465	24%	59%	0.0013	0.0000	0.0013
C-43713-1A	San Joaquin	Open Hearth Fireplace	Certified Wood Insert	4.5		75 Non-Catalytic	TRUE	3/16/2016	4/5/2016	22.7	9	7%	75%	0.299465	61%	38%	0.0032	0.0001	0.0031
C-43714-1A	Fresno	Open Hearth Fireplace	Gas Insert				TRUE	2/5/2016	3/30/2016	22.7	0	7%	68%	0.299465	24%	59%	0.0013	0.0000	0.0013
C-43722-1A	Fresno	Open Hearth Fireplace	Gas Insert				TRUE	1/28/2016	3/1/2016	22.7	0	7%	68%	0.299465	24%	59%	0.0013	0.0000	0.0013
C-43723-1A	Fresno	Freestanding Certified Wood Stove	Gas Fireplace				TRUE	2/1/2016	3/24/2016	14.5785	0	68%	68%	2.09	24%	59%	0.0057	0.0000	0.0057
C-43727-1A	Tulare	Freestanding Non-Certified Wood Stove	Gas Insert				TRUE	2/3/2016	3/7/2016	29.5	0	54%	68%	2.4	53%	43%	0.0291	0.0000	0.0291
C-43730-1A	Madera	Non-Certified Wood Insert	Certified Wood Insert	2.6		Non-Catalytic	TRUE	1/28/2016	2/9/2016	29.5	5.2	54%	68%	2.1	33%	57%	0.0159	0.0028	0.0131
C-43731-1A	Fresno	Open Hearth Fireplace	Gas Insert				TRUE	1/28/2016	3/22/2016	22.7	0	7%	68%	0.299465	24%	59%	0.0013	0.0000	0.0013
C-43732-1A	Stanislaus	Open Hearth Fireplace	Certified Wood Insert	2.5		Catalytic	FALSE	2/3/2016	3/23/2016	22.7	5	7%	68%	0.299465	100%	0%	0.0052	0.0001	0.0051
C-43736-1A	San Joaquin	Open Hearth Fireplace	Gas Insert				TRUE	2/17/2016	3/24/2016	22.7	0	7%	68%	0.299465	61%	38%	0.0032	0.0000	0.0032
C-43741-1A	Fresno	Freestanding Non-Certified Wood Stove	Gas Insert				TRUE	1/29/2016	3/1/2016	29.5	0	54%	68%	2.09	24%	59%	0.0115	0.0000	0.0115
C-43742-1A	Fresno	Open Hearth Fireplace	Gas Insert				TRUE	2/2/2016	3/9/2016	22.7	0	7%	68%	0.299465	24%	59%	0.0013	0.0000	0.0013
C-43744-1A	Stanislaus	Open Hearth Fireplace	Certified Wood Insert	2.5		Catalytic	TRUE	4/1/2016	5/10/2016	22.7	5	7%	68%	0.299465	54%	44%	0.0028	0.0001	0.0028
C-43747-1A	Kern	Open Hearth Fireplace	Gas Insert				FALSE	1/22/2016	2/3/2016	22.7	0	7%	68%	0.299465	100%	0%	0.0052	0.0000	0.0052
C-43748-1A	Kern	Open Hearth Fireplace	Gas Insert				TRUE	3/23/2016	4/12/2016	22.7	0	7%	68%	0.299465	31%	51%	0.0016	0.0000	0.0016
C-43749-1A	San Joaquin	Open Hearth Fireplace	Gas Insert				TRUE	2/11/2016	3/14/2016	22.7	0	7%	68%	0.299465	61%	38%	0.0032	0.0000	0.0032
C-43751-1A	Stanislaus	Open Hearth Fireplace	Gas Insert				TRUE	3/2/2016	4/1/2016	22.7	0	7%	68%	0.299465	54%	44%	0.0028	0.0000	0.0028
C-43753-1A	Madera	Non-Certified Wood Insert	Certified Pellet Insert	1.8		Non-Catalytic	FALSE	2/18/2016	4/12/2016	29.5	3.6	54%	68%	2.1	100%	0%	0.0477	0.0046	0.0431
C-43758-1A	Madera	Open Hearth Fireplace	Gas Insert				TRUE	2/19/2016	3/22/2016	22.7	0	7%	68%	0.299465	33%	57%	0.0017	0.0000	0.0017
C-43759-1A	Fresno	Open Hearth Fireplace	Gas Insert				TRUE	1/22/2016	3/14/2016	22.7	0	7%	68%	0.299465	24%	59%	0.0013	0.0000	0.0013
C-43760-2B	Merced	Open Hearth Fireplace	Gas Insert				TRUE	2/26/2016	3/28/2016	22.7	0	7%	68%	0.299465	68%	32%	0.0035	0.0000	0.0035
C-43761-1A	Stanislaus	Open Hearth Fireplace	Gas Insert				TRUE	3/14/2016	4/1/2016	22.7	0	7%	68%	0.299465	54%	44%	0.0028	0.0000	0.0028
C-43763-1A	San Joaquin	Open Hearth Fireplace	Gas Insert				FALSE	8/4/2016	9/8/2016	22.7	0	7%	68%	0.299465	100%	0%	0.0052	0.0000	0.0052
C-43765-1A	San Joaquin	Open Hearth Fireplace	Gas Insert				TRUE	2/2/2016	3/7/2016	22.7	0	7%	68%	0.299465	61%	38%	0.0032	0.0000	0.0032
C-43766-1A	Fresno	Open Hearth Fireplace	Gas Insert				TRUE	3/3/2016	4/12/2016	22.7	0	7%	68%	0.299465	24%	59%	0.0013	0.0000	0.0013
C-43767-1A	Merced	Open Hearth Fireplace	Certified Wood Insert	4.4		Non-Catalytic	FALSE	3/22/2016	4/12/2016	22.7	8.8	7%	68%	0.299465	100%	0%	0.0052	0.0002	0.0050
C-43769-1A	Tulare	Freestanding Non-Certified Wood Stove	Freestanding Certified Wood Stove	3.1		Non-Catalytic	TRUE	8/15/2016	9/20/2016	29.5	6.2	54%	68%	2.4	53%	43%	0.0291	0.0054</	

SAN JOAQUIN VALLEY UNIFIED AIR POLLUTION CONTROL DISTRICT

2021 Annual Demonstration Report

August 31, 2022

Contract#	County	OldDeviceType	NewDeviceType	EmissionRating	OverallEfficiency	DeviceSubtype	PipedNatGa	InstallDate	ClaimDate	Emission Factor		Efficiency		FuelUse	Non-Curtailment %		Emissions (tpy PM2.5)		
										EF_Old	EF_New	Eff_Old	Eff_New		B_all	B_reg	Before	After	Reduction
C-43821-1A	Fresno	Open Hearth Fireplace	Certified Wood Insert	3		Non-Catalytic	TRUE	3/11/2016	4/11/2016	22.7	6	7%	68%	0.299465	24%	59%	0.0013	0.0000	0.0012
C-43823-1A	Merced	Freestanding Non-Certified Wood Stove	Gas Insert				TRUE	6/14/2016	8/11/2016	29.5	0	54%	68%	2.67	68%	32%	0.0409	0.0000	0.0409
C-43825-1A	San Joaquin	Open Hearth Fireplace	Gas Insert				TRUE	2/20/2016	3/22/2016	22.7	0	7%	68%	0.299465	61%	38%	0.0032	0.0000	0.0032
C-43826-1A	Merced	Open Hearth Fireplace	Gas Insert				TRUE	2/9/2016	3/7/2016	22.7	0	7%	68%	0.299465	68%	32%	0.0035	0.0000	0.0035
C-43827-1A	Kern	Open Hearth Fireplace	Gas Insert				TRUE	1/26/2016	2/12/2016	22.7	0	7%	68%	0.299465	31%	51%	0.0016	0.0000	0.0016
C-43828-1A	Kern	Freestanding Non-Certified Wood Stove	Gas Insert				TRUE	1/22/2016	2/3/2016	29.5	0	54%	68%	1.57	31%	51%	0.0110	0.0000	0.0110
C-43845-1A	Kern	Open Hearth Fireplace	Gas Insert				TRUE	1/25/2016	3/1/2016	22.7	0	7%	68%	0.299465	31%	51%	0.0016	0.0000	0.0016
C-43846-1A	San Joaquin	Open Hearth Fireplace	Gas Insert				FALSE	10/11/2016	11/1/2016	22.7	0	7%	68%	0.299465	100%	0%	0.0052	0.0000	0.0052
C-43847-1A	San Joaquin	Open Hearth Fireplace	Gas Insert				TRUE	2/1/2016	2/29/2016	22.7	0	7%	68%	0.299465	61%	38%	0.0032	0.0000	0.0032
C-43849-1A	San Joaquin	Open Hearth Fireplace	Gas Insert				TRUE	2/20/2016	3/22/2016	22.7	0	7%	68%	0.299465	61%	38%	0.0032	0.0000	0.0032
C-43850-1A	Merced	Non-Certified Wood Insert	Certified Pellet Insert	2.4		Non-Catalytic	FALSE	2/17/2016	5/5/2016	29.5	4.8	54%	68%	2.1	100%	0%	0.0477	0.0062	0.0415
C-43853-1A	Fresno	Open Hearth Fireplace	Certified Wood Insert	2.6		Non-Catalytic	FALSE	5/10/2016	1/24/2017	22.7	5.2	7%	68%	0.299465	100%	0%	0.0052	0.0001	0.0051
C-43855-1A	Kern	Open Hearth Fireplace	Certified Wood Insert	4.4		Non-Catalytic	FALSE	1/20/2016	6/9/2016	22.7	8.8	7%	68%	0.299465	100%	0%	0.0052	0.0002	0.0050
C-43856-1A	Kern	Open Hearth Fireplace	Gas Insert				TRUE	2/23/2016	3/22/2016	22.7	0	7%	68%	0.299465	31%	51%	0.0016	0.0000	0.0016
C-43857-1A	Fresno	Freestanding Non-Certified Wood Stove	Gas Insert				TRUE	2/5/2016	3/9/2016	29.5	0	54%	68%	2.09	24%	59%	0.0115	0.0000	0.0115
C-43858-1A	Fresno	Open Hearth Fireplace	Certified Pellet Insert	1		Non-Catalytic	FALSE	3/1/2016	3/9/2016	22.7	2	7%	68%	0.299465	100%	0%	0.0052	0.0000	0.0052
C-43860-1A	Fresno	Open Hearth Fireplace	Certified Wood Insert	4.2		Non-Catalytic	TRUE	1/29/2016	2/29/2016	22.7	8.4	7%	68%	0.299465	24%	59%	0.0013	0.0001	0.0012
C-43861-1A	Fresno	Open Hearth Fireplace	Gas Insert				TRUE	2/5/2016	2/16/2016	22.7	0	7%	68%	0.299465	24%	59%	0.0013	0.0000	0.0013
C-43863-1A	Fresno	Open Hearth Fireplace	Certified Pellet Insert	1.1		Non-Catalytic	TRUE	1/28/2016	3/7/2016	22.7	2.2	7%	68%	0.299465	24%	59%	0.0013	0.0000	0.0012
C-43865-1A	Madera	Freestanding Non-Certified Wood Stove	Freestanding Certified Pellet Stove	1.1		Non-Catalytic	FALSE	2/3/2016	3/7/2016	29.5	2.2	54%	68%	2.61	100%	0%	0.0593	0.0035	0.0558
C-43866-1A	Fresno	Open Hearth Fireplace	Gas Insert				FALSE	2/11/2016	2/23/2016	22.7	0	7%	68%	0.299465	100%	0%	0.0052	0.0000	0.0052
C-43867-1A	Stanislaus	Freestanding Non-Certified Wood Stove	Gas Insert				TRUE	3/16/2016	4/11/2016	29.5	0	54%	68%	1.55	54%	44%	0.0191	0.0000	0.0191
C-43868-1A	Tulare	Open Hearth Fireplace	Certified Wood Insert	3		Non-Catalytic	TRUE	2/2/2016	4/4/2016	22.7	6	7%	68%	0.299465	53%	43%	0.0028	0.0001	0.0027
C-43869-1A	Stanislaus	Open Hearth Fireplace	Gas Insert				TRUE	3/29/2016	4/12/2016	22.7	0	7%	68%	0.299465	54%	44%	0.0028	0.0000	0.0028
C-43871-1A	San Joaquin	Open Hearth Fireplace	Gas Insert				TRUE	2/8/2016	3/9/2016	22.7	0	7%	68%	0.299465	61%	38%	0.0032	0.0000	0.0032
C-43872-1A	San Joaquin	Open Hearth Fireplace	Gas Insert				TRUE	2/10/2016	3/9/2016	22.7	0	7%	68%	0.299465	61%	38%	0.0032	0.0000	0.0032
C-43873-1A	San Joaquin	Open Hearth Fireplace	Gas Insert				TRUE	2/2/2016	3/1/2016	22.7	0	7%	68%	0.299465	61%	38%	0.0032	0.0000	0.0032
C-43874-1A	Stanislaus	Open Hearth Fireplace	Gas Insert				TRUE	1/29/2016	2/17/2016	22.7	0	7%	68%	0.299465	54%	44%	0.0028	0.0000	0.0028
C-43875-1A	San Joaquin	Open Hearth Fireplace	Gas Insert				TRUE	3/1/2016	3/24/2016	22.7	0	7%	68%	0.299465	61%	38%	0.0032	0.0000	0.0032
C-43876-1A	San Joaquin	Open Hearth Fireplace	Gas Insert				TRUE	3/22/2016	4/11/2016	22.7	0	7%	68%	0.299465	61%	38%	0.0032	0.0000	0.0032
C-43877-1A	Stanislaus	Freestanding Non-Certified Wood Stove	Gas Insert				TRUE	3/9/2016	4/1/2016	29.5	0	54%	68%	1.55	54%	44%	0.0191	0.0000	0.0191
C-43879-1A	Merced	Open Hearth Fireplace	Gas Insert				FALSE	3/23/2016	5/16/2016	22.7	0	7%	68%	0.299465	100%	0%	0.0052	0.0000	0.0052
C-43883-1A	Kern	Open Hearth Fireplace	Gas Insert				TRUE	2/5/2016	3/9/2016	22.7	0	7%	68%	0.299465	31%	51%	0.0016	0.0000	0.0016
C-43889-1A	San Joaquin	Open Hearth Fireplace	Gas Fireplace				TRUE	3/30/2016	8/15/2016	22.7	0	7%	68%	0.299465	61%	38%	0.0032	0.0000	0.0032
C-43899-1A	Fresno	Open Hearth Fireplace	Gas Insert				TRUE	2/28/2016	4/1/2016	22.7	0	7%	68%	0.299465	24%	59%	0.0013	0.0000	0.0013
C-43900-1A	Kern	Open Hearth Fireplace	Gas Insert				TRUE	2/1/2016	3/23/2016	22.7	0	7%	68%	0.299465	31%	51%	0.0016	0.0000	0.0016
C-43901-1A	Tulare	Freestanding Non-Certified Wood Stove	Gas Insert				TRUE	2/4/2016	8/16/2016	29.5	0	54%	68%	2.4	53%	43%	0.0291	0.0000	0.0291
C-43902-1A	San Joaquin	Open Hearth Fireplace	Gas Insert				TRUE	2/1/2016	3/9/2016	22.7	0	7%	68%	0.299465	61%	38%	0.0032	0.0000	0.0032
C-43903-1A	Fresno	Freestanding Non-Certified Wood Stove	Gas Insert				TRUE	2/2/2016	3/9/2016	29.5	0	54%	68%	2.09	24%	59%	0.0115	0.0000	0.0115
C-43904-1A	San Joaquin	Open Hearth Fireplace	Gas Insert				TRUE	2/10/2016	3/22/2016	22.7	0	7%	68%	0.299465	61%	38%	0.0032	0.0000	0.0032
C-43920-1A	Tulare	Open Hearth Fireplace	Gas Insert				TRUE	2/10/2016	3/21/2016	22.7	0	7%	68%	0.299465	53%	43%	0.0028	0.0000	0.0028
C-43921-1A	Kern	Open Hearth Fireplace	Gas Insert				FALSE	5/4/2016	5/23/2016	22.7	0	7%	68%	0.299465	100%	0%	0.0052	0.0000	0.0052
C-43923-1A	Kings	Freestanding Non-Certified Wood Stove	Gas Fireplace				TRUE	2/9/2016	3/24/2016	29.5	0	54%	68%	1.16	48%	48%	0.0125	0.0000	0.0125
C-43924-1A	Merced	Open Hearth Fireplace	Certified Wood Insert	4.1		Non-Catalytic	FALSE	2/3/2016	4/5/2016	22.7	8.2	7%	68%	0.299465	100%	0%	0.0052	0.0002	0.0050
C-43929-1A	Tulare	Open Hearth Fireplace	Gas Insert				TRUE	3/8/2016	4/5/2016	22.7	0	7%	68%	0.299465	53%	43%	0.0028	0.0000	0.0028
C-43930-1A	Fresno	Non-Certified Wood Insert	Certified Wood Insert	2.6		Non-Catalytic	FALSE	2/3/2016	2/10/2016	29.5	5.2	54%	68%	2.1	100%	0%	0.0477	0.0067	0.0410
C-43934-1A	Madera	Open Hearth Fireplace	Gas Insert				TRUE	4/7/2016	5/2/2016	22.7	0	7%	68%	0.299465	33%	57%	0.0017	0.0000	0.0017
C-43941-1A	Tulare	Freestanding Non-Certified Wood Stove	Freestanding Gas Stove				TRUE	2/6/2016	3/21/2016	29.5	0	54%	68%	2.4	53%	43%	0.0291	0.0000	0.0291
C-43944-1A	Fresno	Freestanding Non-Certified Wood Stove	Freestanding Gas Stove				TRUE	4/8/2016	5/3/2016	29.5	0	54%	68%	2.09	24%	59%	0.0115	0.0000	0.0115
C-43946-1A	Stanislaus	Open Hearth Fireplace	Gas Insert				TRUE	2/3/2016	3/24/2016	22.7	0	7%	68%	0.299465	54%	44%	0.0028	0.0000	0.0028
C-43949-1A	Kern	Open Hearth Fireplace	Gas Insert				FALSE	2/10/2016	3/9/2016	22.7	0	7%	68%	0.299465	100%	0%	0.0052	0.0000	0.0052
C-43950-1A	Fresno	Open Hearth Fireplace	Gas Insert				TRUE	2/4/2016	4/25/2016	22.7	0	7%	68%	0.299465	24%	59%	0.0013	0.0000	0.0013
C-43951-1A	Fresno	Non-Certified Pellet Insert	Gas Insert				TRUE	2/12/2016	3/14/2016	2.9	0	68%	68%	2.1	24%	59%	0.0011	0.0000	0.0011
C-43952-1A	Fresno	Freestanding Non-Certified Wood Stove	Gas Insert				FALSE	2/24/2016	4/12/2016	29.5	0	54%	68%	2.09	100%	0%	0.0475	0.0000	0.0475
C-43953-1A	Fresno	Non-Certified Wood Insert	Certified Pellet Insert	1.5		70 Non-Catalytic	TRUE	3/13/2017	3/28/2017	29.5	3	54%	70%	2.1	24%	59%	0.0115	0.0012	0.0103
C-43954-1A	Stanislaus	Open Hearth Fireplace	Gas Insert				TRUE	2/3/2016	3/23/2016	22.7	0	7%	68%	0.299465	54%	44%	0.0028	0.0000	0.0028
C-43955-1A	Stanislaus	Freestanding Non-Certified Wood Stove	Freestanding Certified Pellet Stove	1.1		Non-Catalytic	TRUE	3/18/2016	5/16/2016	29.5	2.2	54%	68%	1.55	54%	44%	0.0191	0.0013	0.0178
C-43956-1A	Kings	Open Hearth Fireplace	Gas Insert				TRUE	3/14/2016	4/1/2016	22.7	0	7%	68%	0.299465	48%	48%	0.0025	0.0000	0.0025
C-43957-1A	San Joaquin	Open Hearth Fireplace	Gas Insert				TRUE	2/8/2016	3/8/2016	22.7	0	7%	68%	0.299465	61%	38%	0.0032	0.0000	0.0032
C-43958-1A	Kern	Open Hearth Fireplace	Gas Insert				TRUE	2/12/2016	3/8/2016	22.7	0	7%	68%	0.299465	31%	51%	0.0016	0.0000	0.0016
C-43959-1A	Fresno	Open Hearth Fireplace	Gas Insert				TRUE	2/5/2016	3/23/2016	22.7	0	7%	68%	0.299465	24%	59%	0.0013	0.0000	0.0013
C-43960-1A	Tulare	Open Hearth Fireplace	Gas Insert				TRUE	2/16/2016	3/21/2016	22.7	0	7%	68%	0.299465	53%	43%	0.0028	0.0000	0.0028
C-43963-1A	Fresno	Open Hearth Fireplace	Gas Insert				FALSE	2/16/2016	3/22/2016	22.7	0	7%	68%	0.299465	100%	0%	0.0052	0.0000	0.0052
C-43964-1A	San Joaquin	Open Hearth Fireplace	Certified Pellet Insert	1.1		Non-Catalytic	FALSE	3/2/2016	4/1/2016	22.7	2.2	7%	68%	0.299465	100%	0%	0.0052	0.0001	0.0052
C-43965-1A	Stanislaus	Open Hearth Fireplace	Gas Insert				TRUE	4/4/2016	4/18/2016	22.7	0	7%	68%	0.299465	54%	44%	0.0028	0.0000	0.0028
C-43966-1A	Stanislaus	Open Hearth Fireplace	Gas Insert				TRUE	10/4/2016	11/1/2016	22.7	0	7%	68%	0.299465	54%	44%	0.0028	0.0000	0.0028
C-43967-1A	San Joaquin	Open Hearth Fireplace	Gas Insert				TRUE	3/1/2016	3/23/2016	22.7	0	7%	68%	0.299465	61%	38%	0.0032	0.0000	0.0032
C-43968																			

SAN JOAQUIN VALLEY UNIFIED AIR POLLUTION CONTROL DISTRICT

2021 Annual Demonstration Report

August 31, 2022

Contract#	County	OldDeviceType	NewDeviceType	EmissionRating	OverallEfficiency	DeviceSubtype	PipedNatG	InstallDate	ClaimDate	Emission Factor		Efficiency		FuelUse	Non-Curtailment %		Emissions (tpy PM2.5)		
										EF_Old	EF_New	Eff_Old	Eff_New		B _{all}	B _{reg}	Before	After	Reduction
C-44055-1A	Fresno	Open Hearth Fireplace	Gas Insert				TRUE	2/6/2016	3/9/2016	22.7	0	7%	68%	0.299465	24%	59%	0.0013	0.0000	0.0013
C-44056-1A	Stanislaus	Open Hearth Fireplace	Gas Insert				TRUE	4/6/2016	4/25/2016	22.7	0	7%	68%	0.299465	54%	44%	0.0028	0.0000	0.0028
C-44057-1A	San Joaquin	Open Hearth Fireplace	Gas Insert				TRUE	3/17/2016	4/25/2016	22.7	0	7%	68%	0.299465	61%	38%	0.0032	0.0000	0.0032
C-44060-1A	Madera	Non-Certified Wood Insert	Certified Wood Insert	2.6		Non-Catalytic	TRUE	2/9/2016	2/16/2016	29.5	5.2	54%	68%	2.1	33%	57%	0.0159	0.0028	0.0131
C-44061-1A	Fresno	Open Hearth Fireplace	Certified Wood Insert	2.6		Non-Catalytic	TRUE	2/1/2016	2/10/2016	22.7	5.2	7%	68%	0.299465	24%	59%	0.0013	0.0000	0.0012
C-44088-1A	Fresno	Open Hearth Fireplace	Gas Insert				TRUE	2/12/2016	3/24/2016	22.7	0	7%	68%	0.299465	24%	59%	0.0013	0.0000	0.0013
C-44089-1A	Fresno	Open Hearth Fireplace	Gas Insert				TRUE	2/4/2016	3/7/2016	22.7	0	7%	68%	0.299465	24%	59%	0.0013	0.0000	0.0013
C-44090-1A	Tulare	Open Hearth Fireplace	Certified Wood Insert	4		74 Non-Catalytic	FALSE	3/11/2016	4/12/2016	22.7	8	7%	74%	0.299465	100%	0%	0.0052	0.0002	0.0051
C-44091-1A	San Joaquin	Open Hearth Fireplace	Gas Insert				TRUE	12/3/2016	1/24/2017	22.7	0	7%	68%	0.299465	61%	38%	0.0032	0.0000	0.0032
C-44092-1A	San Joaquin	Open Hearth Fireplace	Certified Pellet Insert				TRUE	4/13/2016	5/3/2016	2.9	0	68%	68%	2.1	61%	38%	0.0029	0.0000	0.0029
C-44098-1A	San Joaquin	Open Hearth Fireplace	Gas Insert				TRUE	6/27/2016	8/11/2016	22.7	0	7%	68%	0.299465	61%	38%	0.0032	0.0000	0.0032
C-44101-1A	Fresno	Open Hearth Fireplace	Gas Insert				TRUE	2/26/2016	5/2/2016	22.7	0	7%	68%	0.299465	24%	59%	0.0013	0.0000	0.0013
C-44102-1A	Fresno	Non-Certified Wood Insert	Certified Wood Insert	2.7		Non-Catalytic	TRUE	4/19/2016	6/14/2016	29.5	5.4	54%	68%	2.1	24%	59%	0.0115	0.0023	0.0093
C-44103-1A	Kings	Open Hearth Fireplace	Gas Insert				TRUE	3/17/2016	5/23/2016	22.7	0	7%	68%	0.299465	48%	48%	0.0025	0.0000	0.0025
C-44104-1A	Madera	Non-Certified Wood Insert	Certified Wood Insert	2.6		Non-Catalytic	TRUE	2/1/2016	2/23/2016	29.5	5.2	54%	68%	2.1	33%	57%	0.0159	0.0028	0.0131
C-44105-1A	Kern	Open Hearth Fireplace	Gas Insert				TRUE	2/5/2016	3/23/2016	22.7	0	7%	68%	0.299465	31%	51%	0.0016	0.0000	0.0016
C-44106-1A	Tulare	Open Hearth Fireplace	Gas Insert				TRUE	2/19/2016	5/12/2016	22.7	0	7%	68%	0.299465	53%	43%	0.0028	0.0000	0.0028
C-44111-1A	Stanislaus	Open Hearth Fireplace	Gas Insert				TRUE	2/29/2016	3/24/2016	22.7	0	7%	68%	0.299465	54%	44%	0.0028	0.0000	0.0028
C-44112-1A	Stanislaus	Open Hearth Fireplace	Gas Insert				TRUE	5/9/2016	6/20/2016	22.7	0	7%	68%	0.299465	54%	44%	0.0028	0.0000	0.0028
C-44119-1A	San Joaquin	Open Hearth Fireplace	Gas Insert				FALSE	2/27/2016	4/1/2016	22.7	0	7%	68%	0.299465	100%	0%	0.0052	0.0000	0.0052
C-44120-1A	Tulare	Open Hearth Fireplace	Gas Insert				TRUE	3/5/2016	4/1/2016	22.7	0	7%	68%	0.299465	53%	43%	0.0028	0.0000	0.0028
C-44121-1A	Stanislaus	Open Hearth Fireplace	Gas Insert				TRUE	1/29/2016	3/7/2016	22.7	0	7%	68%	0.299465	54%	44%	0.0028	0.0000	0.0028
C-44122-1A	Fresno	Open Hearth Fireplace	Gas Insert				TRUE	2/14/2016	4/22/2016	22.7	0	7%	68%	0.299465	24%	59%	0.0013	0.0000	0.0013
C-44123-1A	Kern	Open Hearth Fireplace	Gas Insert				TRUE	4/1/2016	5/2/2016	22.7	0	7%	68%	0.299465	31%	51%	0.0016	0.0000	0.0016
C-44124-1A	Stanislaus	Open Hearth Fireplace	Gas Insert				TRUE	4/7/2016	5/10/2016	22.7	0	7%	68%	0.299465	54%	44%	0.0028	0.0000	0.0028
C-44125-1A	Fresno	Freestanding Non-Certified Wood Stove	Gas Insert				TRUE	3/9/2016	4/6/2016	29.5	0	54%	68%	2.09	24%	59%	0.0115	0.0000	0.0115
C-44126-1A	Fresno	Open Hearth Fireplace	Gas Insert				TRUE	4/18/2016	5/12/2016	22.7	0	7%	68%	0.299465	24%	59%	0.0013	0.0000	0.0013
C-44127-1A	Fresno	Open Hearth Fireplace	Gas Insert				TRUE	4/14/2016	5/3/2016	22.7	0	7%	68%	0.299465	24%	59%	0.0013	0.0000	0.0013
C-44128-1A	Tulare	Freestanding Non-Certified Wood Stove	Freestanding Certified Wood Stove	3.1		Non-Catalytic	TRUE	5/2/2016	5/11/2016	29.5	6.2	54%	68%	2.4	53%	43%	0.0291	0.0054	0.0237
C-44130-1A	Tulare	Open Hearth Fireplace	Gas Insert				TRUE	2/24/2016	5/3/2016	22.7	0	7%	68%	0.299465	53%	43%	0.0028	0.0000	0.0028
C-44131-1A	Tulare	Open Hearth Fireplace	Gas Insert				FALSE	2/19/2016	5/3/2016	22.7	0	7%	68%	0.299465	100%	0%	0.0052	0.0000	0.0052
C-44133-1A	Stanislaus	Open Hearth Fireplace	Gas Insert				FALSE	2/24/2016	4/1/2016	22.7	0	7%	68%	0.299465	100%	0%	0.0052	0.0000	0.0052
C-44134-1A	Kern	Open Hearth Fireplace	Gas Insert				TRUE	2/3/2016	3/28/2016	22.7	0	7%	68%	0.299465	31%	51%	0.0016	0.0000	0.0016
C-44136-1A	Fresno	Open Hearth Fireplace	Gas Insert				TRUE	2/18/2016	3/21/2016	22.7	0	7%	68%	0.299465	24%	59%	0.0013	0.0000	0.0013
C-44149-1A	Stanislaus	Open Hearth Fireplace	Gas Insert				TRUE	5/11/2016	6/13/2016	22.7	0	7%	68%	0.299465	54%	44%	0.0028	0.0000	0.0028
C-44150-1A	Tulare	Open Hearth Fireplace	Gas Insert				TRUE	4/8/2016	6/24/2016	22.7	0	7%	68%	0.299465	53%	43%	0.0028	0.0000	0.0028
C-44154-1A	Stanislaus	Freestanding Non-Certified Wood Stove	Gas Insert				TRUE	8/8/2016	9/24/2016	29.5	0	54%	68%	1.55	54%	44%	0.0191	0.0000	0.0191
C-44155-1A	Kern	Freestanding Non-Certified Wood Stove	Freestanding Gas Stove				FALSE	5/2/2016	6/14/2016	14.5785	0	68%	68%	1.57	100%	0%	0.0176	0.0000	0.0176
C-44156-1A	Madera	Non-Certified Wood Insert	Certified Wood Insert	2.6		Non-Catalytic	TRUE	3/16/2016	4/12/2016	29.5	5.2	54%	68%	2.1	33%	57%	0.0159	0.0028	0.0131
C-44158-1A	Fresno	Open Hearth Fireplace	Gas Insert				TRUE	3/23/2016	4/11/2016	22.7	0	7%	68%	0.299465	24%	59%	0.0013	0.0000	0.0013
C-44164-1A	Kern	Open Hearth Fireplace	Gas Insert				FALSE	2/22/2016	3/1/2016	22.7	0	7%	68%	0.299465	100%	0%	0.0052	0.0000	0.0052
C-44165-1A	Kern	Open Hearth Fireplace	Gas Insert				TRUE	1/23/2016	6/13/2016	22.7	0	7%	68%	0.299465	31%	51%	0.0016	0.0000	0.0016
C-44166-1A	Kern	Open Hearth Fireplace	Gas Fireplace				TRUE	4/24/2016	5/16/2016	22.7	0	7%	68%	0.299465	31%	51%	0.0016	0.0000	0.0016
C-44167-1A	San Joaquin	Open Hearth Fireplace	Gas Insert				TRUE	3/2/2016	3/30/2016	22.7	0	7%	68%	0.299465	61%	38%	0.0032	0.0000	0.0032
C-44171-1A	Tulare	Open Hearth Fireplace	Gas Insert				FALSE	11/14/2016	2/2/2017	22.7	0	7%	68%	0.299465	100%	0%	0.0052	0.0000	0.0052
C-44177-1A	Fresno	Freestanding Non-Certified Wood Stove	Freestanding Certified Pellet Stove	2.1		Non-Catalytic	TRUE	4/13/2016	5/11/2016	29.5	4.2	54%	68%	2.09	24%	59%	0.0115	0.0017	0.0097
C-44180-1A	Fresno	Open Hearth Fireplace	Certified Wood Insert	2.6		Non-Catalytic	TRUE	2/8/2016	2/16/2016	22.7	5.2	7%	68%	0.299465	24%	59%	0.0013	0.0000	0.0012
C-44181-1A	San Joaquin	Open Hearth Fireplace	Gas Insert				TRUE	3/16/2016	4/25/2016	22.7	0	7%	68%	0.299465	61%	38%	0.0032	0.0000	0.0032
C-44182-1A	Fresno	Open Hearth Fireplace	Certified Pellet Insert	2.1		Non-Catalytic	TRUE	2/12/2016	2/23/2016	22.7	4.2	7%	68%	0.299465	24%	59%	0.0013	0.0000	0.0012
C-44183-1A	Tulare	Open Hearth Fireplace	Gas Insert				TRUE	2/18/2016	3/10/2016	22.7	0	7%	68%	0.299465	53%	43%	0.0028	0.0000	0.0028
C-44184-1A	Fresno	Non-Certified Wood Insert	Certified Pellet Insert	2.1		Non-Catalytic	TRUE	2/11/2016	2/23/2016	29.5	4.2	54%	68%	2.1	24%	59%	0.0115	0.0018	0.0098
C-44185-1A	Madera	Open Hearth Fireplace	Certified Wood Insert	2.6		Non-Catalytic	TRUE	2/9/2016	4/4/2016	22.7	5.2	7%	68%	0.299465	33%	57%	0.0017	0.0001	0.0017
C-44187-1A	Fresno	Open Hearth Fireplace	Certified Wood Insert	2.6		Non-Catalytic	FALSE	2/18/2016	4/4/2016	22.7	5.2	7%	68%	0.299465	100%	0%	0.0052	0.0001	0.0051
C-44188-1A	Kings	Open Hearth Fireplace	Certified Wood Insert	4.1		Non-Catalytic	TRUE	4/8/2016	5/11/2016	22.7	8.2	7%	68%	0.299465	48%	48%	0.0025	0.0001	0.0024
C-44197-1A	Fresno	Open Hearth Fireplace	Gas Insert				TRUE	2/11/2016	4/6/2016	22.7	0	7%	68%	0.299465	24%	59%	0.0013	0.0000	0.0013
C-44198-1A	Fresno	Open Hearth Fireplace	Gas Insert				TRUE	2/6/2016	3/24/2016	22.7	0	7%	68%	0.299465	24%	59%	0.0013	0.0000	0.0013
C-44200-1A	Kern	Open Hearth Fireplace	Gas Insert				TRUE	2/15/2016	3/8/2016	22.7	0	7%	68%	0.299465	31%	51%	0.0016	0.0000	0.0016
C-44201-1A	San Joaquin	Open Hearth Fireplace	Gas Insert				TRUE	2/9/2016	5/2/2016	22.7	0	7%	68%	0.299465	61%	38%	0.0032	0.0000	0.0032
C-44202-1A	San Joaquin	Open Hearth Fireplace	Gas Insert				TRUE	2/23/2016	4/5/2016	22.7	0	7%	68%	0.299465	61%	38%	0.0032	0.0000	0.0032
C-44203-1A	Merced	Open Hearth Fireplace	Gas Insert				TRUE	2/29/2016	3/28/2016	22.7	0	7%	68%	0.299465	68%	32%	0.0035	0.0000	0.0035
C-44204-1A	Stanislaus	Open Hearth Fireplace	Gas Insert				TRUE	2/17/2016	3/30/2016	22.7	0	7%	68%	0.299465	54%	44%	0.0028	0.0000	0.0028
C-44205-1A	Stanislaus	Open Hearth Fireplace	Certified Wood Insert	4.3		Non-Catalytic	TRUE	4/1/2016	5/10/2016	22.7	8.6	7%	68%	0.299465	54%	44%	0.0028	0.0001	0.0027
C-44206-1A	Stanislaus	Open Hearth Fireplace	Gas Insert				TRUE	3/1/2016	3/30/2016	22.7	0	7%	68%	0.299465	54%	44%	0.0028	0.0000	0.0028
C-44207-1A	Fresno	Open Hearth Fireplace	Gas Insert				TRUE	2/25/2016	4/4/2016	22.7	0	7%	68%	0.299465	24%	59%	0.0013	0.0000	0.0013
C-44208-1A	San Joaquin	Open Hearth Fireplace	Gas Insert				TRUE	2/21/2016	3/22/2016	22.7	0	7%	68%	0.299465	61%	38%	0.0032	0.0000	0.0032
C-44209-1A	San Joaquin	Open Hearth Fireplace	Gas Insert				TRUE	2/12/2016	3/8/2016	22.7	0	7%	68%	0.299465	61%	38%	0.0032	0.0000	0.0032
C-44221-1A	Kern	Open Hearth Fireplace	Gas Insert				TRUE	3/14/2016	4/11/2016	22.7	0	7%	68%	0.299465	31%	51%	0.0016	0.0000	0.0016
C-44222-1A																			

SAN JOAQUIN VALLEY UNIFIED AIR POLLUTION CONTROL DISTRICT

2021 Annual Demonstration Report

August 31, 2022

Contract#	County	OldDeviceType	NewDeviceType	EmissionRating	OverallEfficiency	DeviceSubtype	PipedNatGa	InstallDate	ClaimDate	Emission Factor		Efficiency		FuelUse	Non-Curtailment %		Emissions (tpy PM2.5)		
										EF_Old	EF_New	Eff_Old	Eff_New		B _{all}	B _{reg}	Before	After	Reduction
C-44262-1A	Kern	Non-Certified Pellet Insert	Gas Insert				TRUE	2/16/2016	3/22/2016	2.9	0	68%	68%	2.1	31%	51%	0.0014	0.0000	0.0014
C-44263-1A	San Joaquin	Freestanding Non-Certified Wood Stove	Gas Insert				FALSE	4/8/2016	5/23/2016	29.5	0	54%	68%	1.15	100%	0%	0.0261	0.0000	0.0261
C-44264-1A	San Joaquin	Open Hearth Fireplace	Gas Insert				TRUE	3/9/2016	4/11/2016	22.7	0	7%	68%	0.299465	61%	38%	0.0032	0.0000	0.0032
C-44265-1A	San Joaquin	Open Hearth Fireplace	Gas Insert				TRUE	3/25/2016	5/11/2016	22.7	0	7%	68%	0.299465	61%	38%	0.0032	0.0000	0.0032
C-44266-1A	San Joaquin	Open Hearth Fireplace	Gas Insert				TRUE	2/9/2016	3/7/2016	22.7	0	7%	68%	0.299465	61%	38%	0.0032	0.0000	0.0032
C-44267-1A	Stanislaus	Open Hearth Fireplace	Gas Insert				TRUE	10/6/2016	10/11/2016	22.7	0	7%	68%	0.299465	54%	44%	0.0028	0.0000	0.0028
C-44270-1A	Merced	Open Hearth Fireplace	Gas Insert				TRUE	3/14/2016	5/18/2016	22.7	0	7%	68%	0.299465	68%	32%	0.0035	0.0000	0.0035
C-44278-1A	Merced	Open Hearth Fireplace	Gas Insert				FALSE	3/2/2016	7/20/2016	22.7	0	7%	68%	0.299465	100%	0%	0.0052	0.0000	0.0052
C-44288-1A	Fresno	Open Hearth Fireplace	Gas Insert				TRUE	2/17/2016	5/10/2016	22.7	0	7%	68%	0.299465	24%	59%	0.0013	0.0000	0.0013
C-44289-1A	San Joaquin	Non-Certified Wood Insert	Certified Wood Insert	1.6		Non-Catalytic	TRUE	3/22/2016	5/11/2016	29.5	3.2	54%	68%	2.1	61%	38%	0.0290	0.0027	0.0263
C-44290-1A	Tulare	Open Hearth Fireplace	Gas Insert				TRUE	3/1/2016	6/20/2016	22.7	0	7%	68%	0.299465	53%	43%	0.0028	0.0000	0.0028
C-44291-1A	Stanislaus	Open Hearth Fireplace	Gas Insert				TRUE	3/4/2016	5/3/2016	22.7	0	7%	68%	0.299465	54%	44%	0.0028	0.0000	0.0028
C-44292-1A	San Joaquin	Freestanding Non-Certified Wood Stove	Gas Insert				FALSE	3/4/2016	5/2/2016	29.5	0	54%	68%	1.15	100%	0%	0.0261	0.0000	0.0261
C-44293-1A	Fresno	Open Hearth Fireplace	Certified Wood Insert	2.6		Non-Catalytic	TRUE	3/11/2016	4/4/2016	22.7	5.2	7%	68%	0.299465	24%	59%	0.0013	0.0000	0.0012
C-44294-1A	Fresno	Open Hearth Fireplace	Certified Wood Insert	2.6		Non-Catalytic	TRUE	4/12/2016	5/11/2016	22.7	5.2	7%	68%	0.299465	24%	59%	0.0013	0.0000	0.0012
C-44296-1A	Fresno	Open Hearth Fireplace	Certified Wood Insert	2.6		Non-Catalytic	TRUE	3/11/2016	4/12/2016	22.7	5.2	7%	68%	0.299465	24%	59%	0.0013	0.0000	0.0012
C-44304-1A	Kern	Open Hearth Fireplace	Gas Insert				TRUE	2/10/2016	3/9/2016	22.7	0	7%	68%	0.299465	31%	51%	0.0016	0.0000	0.0016
C-44309-1A	Fresno	Non-Certified Wood Insert	Certified Wood Insert	3.6		Non-Catalytic	TRUE	4/27/2016	5/23/2016	29.5	7.2	54%	68%	2.1	24%	59%	0.0115	0.0030	0.0085
C-44310-1A	Fresno	Open Hearth Fireplace	Gas Insert				TRUE	3/14/2016	4/18/2016	22.7	0	7%	68%	0.299465	24%	59%	0.0013	0.0000	0.0013
C-44311-1A	Fresno	Open Hearth Fireplace	Gas Insert				TRUE	2/23/2016	3/28/2016	22.7	0	7%	68%	0.299465	24%	59%	0.0013	0.0000	0.0013
C-44315-1A	Madera	Open Hearth Fireplace	Gas Insert				TRUE	3/11/2016	8/22/2016	22.7	0	7%	68%	0.299465	33%	57%	0.0017	0.0000	0.0017
C-44318-1A	Tulare	Open Hearth Fireplace	Gas Insert				FALSE	3/9/2016	12/15/2016	22.7	0	7%	68%	0.299465	100%	0%	0.0052	0.0000	0.0052
C-44346-1A	Fresno	Open Hearth Fireplace	Gas Insert				TRUE	2/16/2016	3/22/2016	22.7	0	7%	68%	0.299465	24%	59%	0.0013	0.0000	0.0013
C-44347-1A	Fresno	Freestanding Non-Certified Wood Stove	Freestanding Certified Pellet Stove	1.1		Non-Catalytic	TRUE	2/17/2016	3/24/2016	29.5	2.2	54%	68%	2.09	24%	59%	0.0115	0.0009	0.0106
C-44348-1A	Tulare	Open Hearth Fireplace	Gas Insert				TRUE	2/26/2016	3/10/2016	22.7	0	7%	68%	0.299465	53%	43%	0.0028	0.0000	0.0028
C-44349-1A	Fresno	Open Hearth Fireplace	Gas Insert				TRUE	3/2/2016	3/24/2016	22.7	0	7%	68%	0.299465	24%	59%	0.0013	0.0000	0.0013
C-44351-1A	Kern	Open Hearth Fireplace	Gas Insert				TRUE	4/27/2016	6/14/2016	22.7	0	7%	68%	0.299465	31%	51%	0.0016	0.0000	0.0016
C-44352-1A	San Joaquin	Open Hearth Fireplace	Gas Fireplace				TRUE	2/23/2016	3/21/2016	22.7	0	7%	68%	0.299465	61%	38%	0.0032	0.0000	0.0032
C-44357-1A	Kern	Open Hearth Fireplace	Gas Insert				TRUE	2/15/2016	3/24/2016	22.7	0	7%	68%	0.299465	31%	51%	0.0016	0.0000	0.0016
C-44358-1A	Kern	Open Hearth Fireplace	Gas Insert				TRUE	2/17/2016	3/24/2016	22.7	0	7%	68%	0.299465	31%	51%	0.0016	0.0000	0.0016
C-44359-1A	Kern	Freestanding Non-Certified Wood Stove	Gas Insert				TRUE	2/17/2016	3/24/2016	29.5	0	54%	68%	1.57	31%	51%	0.0110	0.0000	0.0110
C-44360-1A	Tulare	Freestanding Non-Certified Wood Stove	Freestanding Certified Pellet Stove	4		Non-Catalytic	FALSE	6/8/2016	7/20/2016	29.5	8	54%	68%	2.4	100%	0%	0.0545	0.0117	0.0428
C-44371-1A	Madera	Freestanding Non-Certified Wood Stove	Freestanding Certified Wood Stove	1.6		Non-Catalytic	FALSE	3/15/2016	3/28/2016	29.5	3.2	54%	68%	2.61	100%	0%	0.0593	0.0051	0.0542
C-44372-1A	Kern	Open Hearth Fireplace	Gas Insert				TRUE	2/16/2016	3/24/2016	22.7	0	7%	68%	0.299465	31%	51%	0.0016	0.0000	0.0016
C-44373-1A	Madera	Open Hearth Fireplace	Gas Insert				FALSE	3/8/2016	4/1/2016	22.7	0	7%	68%	0.299465	100%	0%	0.0052	0.0000	0.0052
C-44375-1A	Fresno	Open Hearth Fireplace	Gas Insert				TRUE	3/17/2016	4/5/2016	22.7	0	7%	68%	0.299465	24%	59%	0.0013	0.0000	0.0013
C-44377-1A	San Joaquin	Freestanding Non-Certified Wood Stove	Gas Insert				TRUE	2/23/2016	5/11/2016	29.5	0	54%	68%	1.15	61%	38%	0.0159	0.0000	0.0159
C-44380-1A	Kern	Open Hearth Fireplace	Gas Insert				TRUE	2/15/2016	3/22/2016	22.7	0	7%	68%	0.299465	31%	51%	0.0016	0.0000	0.0016
C-44456-1A	Fresno	Open Hearth Fireplace	Gas Insert				TRUE	6/17/2016	7/20/2016	22.7	0	7%	68%	0.299465	24%	59%	0.0013	0.0000	0.0013
C-44458-1A	San Joaquin	Open Hearth Fireplace	Gas Fireplace				TRUE	3/8/2016	4/1/2016	22.7	0	7%	68%	0.299465	61%	38%	0.0032	0.0000	0.0032
C-44459-1A	San Joaquin	Open Hearth Fireplace	Gas Insert				TRUE	3/8/2016	3/30/2016	22.7	0	7%	68%	0.299465	61%	38%	0.0032	0.0000	0.0032
C-44461-1A	Tulare	Open Hearth Fireplace	Certified Pellet Insert	2.1		Non-Catalytic	TRUE	3/4/2016	3/16/2016	22.7	4.2	7%	68%	0.299465	53%	43%	0.0028	0.0001	0.0027
C-44462-1A	Stanislaus	Freestanding Non-Certified Wood Stove	Gas Insert				TRUE	8/18/2016	9/6/2016	29.5	0	54%	68%	1.55	54%	44%	0.0191	0.0000	0.0191
C-44463-1A	Tulare	Open Hearth Fireplace	Certified Wood Insert	4.2		Non-Catalytic	TRUE	3/2/2016	4/4/2016	22.7	8.4	7%	68%	0.299465	53%	43%	0.0028	0.0001	0.0027
C-44464-1A	Merced	Open Hearth Fireplace	Gas Insert				TRUE	3/25/2016	4/12/2016	22.7	0	7%	68%	0.299465	68%	32%	0.0035	0.0000	0.0035
C-44465-1A	Fresno	Freestanding Non-Certified Wood Stove	Gas Insert				TRUE	2/24/2016	3/10/2016	29.5	0	54%	68%	2.09	24%	59%	0.0115	0.0000	0.0115
C-44466-1A	Merced	Open Hearth Fireplace	Gas Insert				TRUE	3/6/2016	4/6/2016	22.7	0	7%	68%	0.299465	68%	32%	0.0035	0.0000	0.0035
C-44470-1A	Fresno	Open Hearth Fireplace	Certified Wood Insert	2.6		Non-Catalytic	TRUE	12/29/2016	1/25/2017	22.7	5.2	7%	68%	0.299465	24%	59%	0.0013	0.0000	0.0012
C-44471-1A	Madera	Freestanding Non-Certified Wood Stove	Freestanding Gas Stove				TRUE	4/11/2016	5/10/2016	29.5	0	54%	68%	2.61	33%	57%	0.0198	0.0000	0.0198
C-44472-1A	Madera	Open Hearth Fireplace	Certified Wood Insert	2.6		Non-Catalytic	TRUE	3/15/2016	5/2/2016	22.7	5.2	7%	68%	0.299465	33%	57%	0.0017	0.0001	0.0017
C-44473-1A	Fresno	Freestanding Non-Certified Wood Stove	Gas Insert				TRUE	8/16/2016	9/8/2016	29.5	0	54%	68%	2.09	24%	59%	0.0115	0.0000	0.0115
C-44474-1A	Fresno	Freestanding Non-Certified Wood Stove	Gas Insert				TRUE	2/23/2016	4/5/2016	29.5	0	54%	68%	2.09	24%	59%	0.0115	0.0000	0.0115
C-44475-1A	San Joaquin	Open Hearth Fireplace	Gas Insert				TRUE	3/17/2016	4/6/2016	22.7	0	7%	68%	0.299465	61%	38%	0.0032	0.0000	0.0032
C-44476-1A	Fresno	Non-Certified Wood Insert	Certified Wood Insert	2.6		Non-Catalytic	TRUE	2/19/2016	5/23/2016	29.5	5.2	54%	68%	2.1	24%	59%	0.0115	0.0022	0.0094
C-44484-1A	Fresno	Open Hearth Fireplace	Gas Insert				TRUE	3/17/2016	4/5/2016	22.7	0	7%	68%	0.299465	24%	59%	0.0013	0.0000	0.0013
C-44485-1A	Fresno	Open Hearth Fireplace	Gas Insert				TRUE	3/4/2016	4/11/2016	22.7	0	7%	68%	0.299465	24%	59%	0.0013	0.0000	0.0013
C-44486-1A	Fresno	Open Hearth Fireplace	Gas Insert				TRUE	3/9/2016	4/11/2016	22.7	0	7%	68%	0.299465	24%	59%	0.0013	0.0000	0.0013
C-44487-1A	Fresno	Freestanding Non-Certified Wood Stove	Gas Insert				TRUE	3/8/2016	4/11/2016	29.5	0	54%	68%	2.09	24%	59%	0.0115	0.0000	0.0115
C-44488-1A	Fresno	Open Hearth Fireplace	Gas Insert				TRUE	3/3/2016	4/1/2016	22.7	0	7%	68%	0.299465	24%	59%	0.0013	0.0000	0.0013
C-44489-1A	Fresno	Freestanding Non-Certified Wood Stove	Gas Insert				TRUE	3/4/2016	4/1/2016	29.5	0	54%	68%	2.09	24%	59%	0.0115	0.0000	0.0115
C-44491-1A	San Joaquin	Open Hearth Fireplace	Gas Insert				TRUE	3/15/2016	4/18/2016	22.7	0	7%	68%	0.299465	61%	38%	0.0032	0.0000	0.0032
C-44495-1A	Fresno	Open Hearth Fireplace	Gas Insert				TRUE	1/26/2017	3/15/2017	22.7	0	7%	68%	0.299465	24%	59%	0.0013	0.0000	0.0013
C-44498-1A	San Joaquin	Open Hearth Fireplace	Gas Insert				TRUE	3/7/2016	3/30/2016	22.7	0	7%	68%	0.299465	61%	38%	0.0032	0.0000	0.0032
C-44499-1A	San Joaquin	Open Hearth Fireplace	Gas Insert				TRUE	3/1/2016	4/11/2016	22.7	0	7%	68%	0.299465	61%	38%	0.0032	0.0000	0.0032
C-44500-1A	Kern	Open Hearth Fireplace	Certified Wood Insert	2.6		Non-Catalytic	FALSE	5/23/2016	10/13/2016	22.7	5.2	7%	68%	0.299465	100%	0%	0.0052	0.0001	0.0051
C-44501-1A	San Joaquin	Open Hearth Fireplace	Gas Insert				TRUE	4/1/2016	4/18/2016	22.7	0	7%	68%	0.299465	61%	38%	0.0032	0.0000	0.0032
C-44502-1A	Fresno	Non-Certified Wood Insert	Certified Pellet Insert	2.1		Non-Catalytic	TRUE	3/3/2016	3/16/2016	29.5	4.2	54%	68%	2.1	24%	59%			

SAN JOAQUIN VALLEY UNIFIED AIR POLLUTION CONTROL DISTRICT

2021 Annual Demonstration Report

August 31, 2022

Contract#	County	OldDeviceType	NewDeviceType	EmissionRating	OverallEfficiency	DeviceSubtype	PipedNatGa	InstallDate	ClaimDate	Emission Factor		Efficiency		FuelUse	Non-Curtailment %		Emissions (tpy PM2.5)		
										EF_Old	EF_New	Eff_Old	Eff_New		B_all	B_reg	Before	After	Reduction
C-44594-1A	Stanislaus	Open Hearth Fireplace	Gas Insert				TRUE	3/16/2016	5/10/2016	22.7	0	7%	68%	0.299465	54%	44%	0.0028	0.0000	0.0028
C-44595-1A	Stanislaus	Open Hearth Fireplace	Gas Insert				TRUE	3/15/2016	4/12/2016	22.7	0	7%	68%	0.299465	54%	44%	0.0028	0.0000	0.0028
C-44596-1A	Madera	Freestanding Non-Certified Wood Stove	Freestanding Certified Pellet Stove	1.1		Non-Catalytic	TRUE	3/10/2016	4/5/2016	29.5	2.2	54%	68%	2.61	33%	57%	0.0198	0.0014	0.0183
C-44597-1A	Fresno	Open Hearth Fireplace	Certified Wood Insert	2.6		Non-Catalytic	TRUE	3/15/2016	5/11/2016	22.7	5.2	7%	68%	0.299465	24%	59%	0.0013	0.0000	0.0012
C-44598-1A	Madera	Open Hearth Fireplace	Certified Wood Insert	2.6		Non-Catalytic	TRUE	4/11/2016	5/11/2016	22.7	5.2	7%	68%	0.299465	33%	57%	0.0017	0.0001	0.0017
C-44599-1A	Fresno	Non-Certified Wood Insert	Gas Insert				TRUE	3/9/2016	3/22/2016	29.5	0	54%	68%	2.1	24%	59%	0.0115	0.0000	0.0115
C-44625-1A	Madera	Open Hearth Fireplace	Certified Wood Insert	4.1		Non-Catalytic	FALSE	3/10/2016	4/4/2016	22.7	8.2	7%	68%	0.299465	100%	0%	0.0052	0.0002	0.0050
C-44626-1A	San Joaquin	Open Hearth Fireplace	Gas Insert				TRUE	3/2/2016	4/5/2016	22.7	0	7%	68%	0.299465	61%	38%	0.0032	0.0000	0.0032
C-44627-1A	Merced	Open Hearth Fireplace	Gas Insert				TRUE	3/17/2016	4/5/2016	22.7	0	7%	68%	0.299465	68%	32%	0.0035	0.0000	0.0035
C-44633-1A	Kings	Open Hearth Fireplace	Gas Insert				TRUE	3/8/2016	4/11/2016	22.7	0	7%	68%	0.299465	48%	48%	0.0025	0.0000	0.0025
C-44652-1A	Merced	Freestanding Non-Certified Wood Stove	Gas Insert				TRUE	3/29/2016	4/25/2016	29.5	0	54%	68%	2.67	68%	32%	0.0409	0.0000	0.0409
C-44695-1A	San Joaquin	Open Hearth Fireplace	Gas Insert				TRUE	5/20/2016	6/14/2016	22.7	0	7%	68%	0.299465	61%	38%	0.0032	0.0000	0.0032
C-44697-1A	Fresno	Open Hearth Fireplace	Gas Insert				FALSE	3/3/2016	4/1/2016	22.7	0	7%	68%	0.299465	100%	0%	0.0052	0.0000	0.0052
C-44698-1A	Stanislaus	Open Hearth Fireplace	Gas Insert				TRUE	4/23/2016	6/24/2016	22.7	0	7%	68%	0.299465	54%	44%	0.0028	0.0000	0.0028
C-44700-1A	Fresno	Open Hearth Fireplace	Gas Insert				TRUE	5/10/2016	6/13/2016	22.7	0	7%	68%	0.299465	24%	59%	0.0013	0.0000	0.0013
C-44701-1A	San Joaquin	Non-Certified Wood Insert	Certified Wood Insert	2.7		Non-Catalytic	FALSE	3/29/2016	5/3/2016	29.5	5.4	54%	68%	2.1	100%	0%	0.0477	0.0069	0.0408
C-44702-1A	San Joaquin	Open Hearth Fireplace	Gas Fireplace				TRUE	5/2/2016	6/13/2016	22.7	0	7%	68%	0.299465	61%	38%	0.0032	0.0000	0.0032
C-44703-1A	Fresno	Open Hearth Fireplace	Gas Insert				TRUE	3/16/2016	4/11/2016	22.7	0	7%	68%	0.299465	24%	59%	0.0013	0.0000	0.0013
C-44704-1A	San Joaquin	Open Hearth Fireplace	Gas Insert				FALSE	5/27/2016	6/20/2016	22.7	0	7%	68%	0.299465	100%	0%	0.0052	0.0000	0.0052
C-44705-1A	Fresno	Open Hearth Fireplace	Gas Insert				TRUE	4/26/2016	6/1/2016	22.7	0	7%	68%	0.299465	24%	59%	0.0013	0.0000	0.0013
C-44706-1A	San Joaquin	Open Hearth Fireplace	Gas Fireplace				TRUE	2/26/2016	3/29/2016	22.7	0	7%	68%	0.299465	61%	38%	0.0032	0.0000	0.0032
C-44707-1A	Fresno	Open Hearth Fireplace	Gas Insert				TRUE	4/25/2016	5/20/2016	22.7	0	7%	68%	0.299465	24%	59%	0.0013	0.0000	0.0013
C-44715-1A	Kern	Freestanding Non-Certified Wood Stove	Gas Insert				TRUE	3/19/2016	4/25/2016	29.5	0	54%	68%	1.57	31%	51%	0.0110	0.0000	0.0110
C-44716-1A	San Joaquin	Non-Certified Wood Insert	Certified Pellet Insert	1		66 Non-Catalytic	FALSE	3/8/2016	4/1/2016	29.5	2	54%	66%	2.1	100%	0%	0.0477	0.0026	0.0451
C-44717-1A	Kern	Open Hearth Fireplace	Gas Fireplace				TRUE	3/7/2016	3/30/2016	22.7	0	7%	68%	0.299465	31%	51%	0.0016	0.0000	0.0016
C-44718-1A	Fresno	Freestanding Non-Certified Wood Stove	Gas Insert				TRUE	2/29/2016	3/28/2016	29.5	0	54%	68%	2.09	24%	59%	0.0115	0.0000	0.0115
C-44719-1A	Kern	Open Hearth Fireplace	Gas Insert				TRUE	2/26/2016	3/23/2016	22.7	0	7%	68%	0.299465	31%	51%	0.0016	0.0000	0.0016
C-44720-1A	Fresno	Open Hearth Fireplace	Certified Wood Insert	2.6		Non-Catalytic	TRUE	3/30/2016	6/2/2016	22.7	5.2	7%	68%	0.299465	24%	59%	0.0013	0.0000	0.0012
C-44721-1A	Kern	Open Hearth Fireplace	Gas Insert				FALSE	3/16/2016	4/11/2016	22.7	0	7%	68%	0.299465	100%	0%	0.0052	0.0000	0.0052
C-44722-1A	Fresno	Open Hearth Fireplace	Gas Insert				TRUE	3/4/2016	5/10/2016	22.7	0	7%	68%	0.299465	24%	59%	0.0013	0.0000	0.0013
C-44723-1A	Kern	Open Hearth Fireplace	Gas Insert				TRUE	3/24/2016	5/10/2016	22.7	0	7%	68%	0.299465	31%	51%	0.0016	0.0000	0.0016
C-44748-1A	Fresno	Open Hearth Fireplace	Gas Insert				TRUE	2/29/2016	3/23/2016	22.7	0	7%	68%	0.299465	24%	59%	0.0013	0.0000	0.0013
C-44750-1A	Madera	Non-Certified Wood Insert	Certified Pellet Insert	1.1		Non-Catalytic	TRUE	5/8/2016	5/9/2017	29.5	2.2	54%	68%	2.1	33%	57%	0.0159	0.0012	0.0147
C-44753-1A	Fresno	Freestanding Non-Certified Wood Stove	Freestanding Certified Wood Stove	4.1		Non-Catalytic	TRUE	3/11/2016	4/5/2016	29.5	8.2	54%	68%	2.09	24%	59%	0.0115	0.0034	0.0081
C-44754-1A	San Joaquin	Open Hearth Fireplace	Gas Insert				TRUE	3/24/2016	5/12/2016	22.7	0	7%	68%	0.299465	61%	38%	0.0032	0.0000	0.0032
C-44755-1A	Fresno	Open Hearth Fireplace	Gas Insert				FALSE	4/20/2016	5/12/2016	22.7	0	7%	68%	0.299465	100%	0%	0.0052	0.0000	0.0052
C-44777-1A	San Joaquin	Open Hearth Fireplace	Gas Insert				TRUE	3/8/2016	4/12/2016	22.7	0	7%	68%	0.299465	61%	38%	0.0032	0.0000	0.0032
C-44778-1A	Kern	Open Hearth Fireplace	Gas Insert				TRUE	3/9/2016	4/11/2016	22.7	0	7%	68%	0.299465	31%	51%	0.0016	0.0000	0.0016
C-44789-1A	Fresno	Open Hearth Fireplace	Gas Insert				TRUE	3/31/2016	4/18/2016	22.7	0	7%	68%	0.299465	24%	59%	0.0013	0.0000	0.0013
C-44797-1A	Stanislaus	Open Hearth Fireplace	Gas Insert				TRUE	3/8/2016	4/12/2016	22.7	0	7%	68%	0.299465	54%	44%	0.0028	0.0000	0.0028
C-44805-1A	San Joaquin	Open Hearth Fireplace	Gas Insert				FALSE	11/21/2016	3/1/2017	22.7	0	7%	68%	0.299465	100%	0%	0.0052	0.0000	0.0052
C-44848-1A	San Joaquin	Freestanding Non-Certified Wood Stove	Gas Insert				TRUE	6/1/2016	6/24/2016	29.5	0	54%	68%	1.15	61%	38%	0.0159	0.0000	0.0159
C-44849-1A	Kern	Freestanding Non-Certified Wood Stove	Gas Insert				FALSE	3/30/2016	4/12/2016	29.5	0	54%	68%	1.57	100%	0%	0.0357	0.0000	0.0357
C-44851-1A	Fresno	Open Hearth Fireplace	Certified Wood Insert	3		Non-Catalytic	FALSE	3/24/2016	5/3/2016	22.7	6	7%	68%	0.299465	100%	0%	0.0052	0.0001	0.0051
C-44852-1A	Tulare	Non-Certified Pellet Insert	Gas Insert				TRUE	3/16/2016	4/5/2016	2.9	0	68%	68%	2.1	53%	43%	0.0025	0.0000	0.0025
C-44853-1A	San Joaquin	Open Hearth Fireplace	Gas Insert				TRUE	3/2/2016	4/1/2016	22.7	0	7%	68%	0.299465	61%	38%	0.0032	0.0000	0.0032
C-44854-1A	Merced	Open Hearth Fireplace	Gas Insert				TRUE	4/22/2016	6/20/2016	22.7	0	7%	68%	0.299465	68%	32%	0.0035	0.0000	0.0035
C-44855-1A	Tulare	Freestanding Non-Certified Wood Stove	Freestanding Certified Wood Stove	3		73 Non-Catalytic	TRUE	3/15/2016	4/11/2016	29.5	6	54%	73%	2.4	53%	43%	0.0291	0.0049	0.0242
C-44856-1A	Kings	Certified Wood Insert	Gas Insert				TRUE	4/5/2016	5/17/2016	14.5785	0	68%	68%	2.1	48%	48%	0.0112	0.0000	0.0112
C-44858-1A	Fresno	Open Hearth Fireplace	Gas Insert				TRUE	4/14/2016	6/3/2016	22.7	0	7%	68%	0.299465	24%	59%	0.0013	0.0000	0.0013
C-44866-1A	Fresno	Open Hearth Fireplace	Gas Insert				TRUE	3/19/2016	3/28/2016	22.7	0	7%	68%	0.299465	24%	59%	0.0013	0.0000	0.0013
C-44870-1A	Stanislaus	Open Hearth Fireplace	Gas Insert				TRUE	4/5/2016	5/11/2016	22.7	0	7%	68%	0.299465	54%	44%	0.0028	0.0000	0.0028
C-44900-1A	Kern	Open Hearth Fireplace	Gas Insert				TRUE	6/15/2016	6/24/2016	22.7	0	7%	68%	0.299465	31%	51%	0.0016	0.0000	0.0016
C-44901-1A	Madera	Freestanding Non-Certified Wood Stove	Freestanding Certified Wood Stove	3.4		72 Non-Catalytic	TRUE	4/19/2016	5/12/2016	29.5	6.8	54%	72%	2.61	33%	57%	0.0198	0.0042	0.0155
C-44905-1A	San Joaquin	Open Hearth Fireplace	Gas Fireplace				TRUE	3/10/2016	4/18/2016	22.7	0	7%	68%	0.299465	61%	38%	0.0032	0.0000	0.0032
C-44912-1A	San Joaquin	Open Hearth Fireplace	Gas Insert				TRUE	3/11/2016	4/11/2016	22.7	0	7%	68%	0.299465	61%	38%	0.0032	0.0000	0.0032
C-44913-1A	Fresno	Open Hearth Fireplace	Freestanding Certified Wood Stove	3.8		73 Non-Catalytic	TRUE	3/26/2016	4/18/2016	22.7	7.6	7%	73%	0.299465	24%	59%	0.0013	0.0001	0.0012
C-44914-1A	Stanislaus	Non-Certified Wood Insert	Certified Wood Insert	3.6		Non-Catalytic	FALSE	6/13/2016	7/14/2016	29.5	7.2	54%	68%	2.1	100%	0%	0.0477	0.0092	0.0385
C-44916-1A	Fresno	Open Hearth Fireplace	Gas Insert				TRUE	3/18/2016	4/12/2016	22.7	0	7%	68%	0.299465	24%	59%	0.0013	0.0000	0.0013
C-44917-1A	San Joaquin	Open Hearth Fireplace	Gas Insert				TRUE	3/21/2016	5/9/2016	22.7	0	7%	68%	0.299465	61%	38%	0.0032	0.0000	0.0032
C-44918-1A	Stanislaus	Open Hearth Fireplace	Gas Insert				TRUE	4/13/2016	5/11/2016	22.7	0	7%	68%	0.299465	54%	44%	0.0028	0.0000	0.0028
C-44920-1A	Tulare	Open Hearth Fireplace	Gas Insert				TRUE	5/4/2016	6/13/2016	22.7	0	7%	68%	0.299465	53%	43%	0.0028	0.0000	0.0028
C-44923-1A	Kern	Open Hearth Fireplace	Gas Fireplace				TRUE	1/16/2017	2/1/2017	22.7	0	7%	68%	0.299465	31%	51%	0.0016	0.0000	0.0016
C-44924-1A	Merced	Open Hearth Fireplace	Gas Insert				TRUE	4/27/2016	5/24/2016	22.7	0	7%	68%	0.299465	68%	32%	0.0035	0.0000	0.0035
C-44925-1A	San Joaquin	Open Hearth Fireplace	Gas Insert				TRUE	3/30/2016	5/23/2016	22.7	0	7%	68%	0.299465	61%	38%	0.0032	0.0000	0.0032
C-44926-1A	Stanislaus	Open Hearth Fireplace	Gas Fireplace				TRUE	4/27/2016	6/6/2016	22.7	0	7%	68%	0.299465	54%	44%	0.0028	0.0000	0.0028
C-44927-1A	Fresno	Open Hearth Fireplace	Gas Insert				TRUE	3/26/2016	4/12/2016	22.7	0	7%	68%	0.299465	24%	59%	0.0013	0.0000	0.0013

SAN JOAQUIN VALLEY UNIFIED AIR POLLUTION CONTROL DISTRICT

2021 Annual Demonstration Report

August 31, 2022

Contract#	County	OldDeviceType	NewDeviceType	EmissionRating	OverallEfficiency	DeviceSubtype	PipedNatGa	InstallDate	ClaimDate	Emission Factor		Efficiency		FuelUse	Non-Curtailment %		Emissions (tpy PM2.5)		
										EF_Old	EF_New	Eff_Old	Eff_New		B_all	B_reg	Before	After	Reduction
C-44993-1A	Stanislaus	Open Hearth Fireplace	Certified Pellet Insert	1.8		Non-Catalytic	TRUE	10/21/2016	12/6/2016	22.7	3.6	7%	68%	0.299465	54%	44%	0.0028	0.0001	0.0028
C-45023-1A	Tulare	Open Hearth Fireplace	Gas Insert				FALSE	4/19/2016	8/13/2016	22.7	0	7%	68%	0.299465	100%	0%	0.0052	0.0000	0.0052
C-45027-1A	San Joaquin	Non-Certified Wood Insert	Certified Pellet Insert	1.5		70 Non-Catalytic	TRUE	4/22/2016	5/12/2016	29.5	3	54%	70%	2.1	61%	38%	0.0290	0.0025	0.0265
C-45028-1A	Tulare	Open Hearth Fireplace	Gas Insert				TRUE	4/18/2016	5/3/2016	22.7	0	7%	68%	0.299465	53%	43%	0.0028	0.0000	0.0028
C-45030-1A	Madera	Open Hearth Fireplace	Certified Wood Insert	3.6		Non-Catalytic	FALSE	5/23/2016	6/27/2016	22.7	7.2	7%	68%	0.299465	100%	0%	0.0052	0.0002	0.0051
C-45032-1A	Stanislaus	Freestanding Non-Certified Wood Stove	Gas Insert				TRUE	8/4/2016	9/8/2016	29.5	0	54%	68%	1.55	54%	44%	0.0191	0.0000	0.0191
C-45061-1A	Merced	Open Hearth Fireplace	Gas Insert				TRUE	4/4/2016	5/11/2016	22.7	0	7%	68%	0.299465	68%	32%	0.0035	0.0000	0.0035
C-45069-1A	San Joaquin	Freestanding Certified Wood Stove	Freestanding Gas Stove				TRUE	5/6/2016	6/13/2016	14.5785	0	68%	68%	1.15	61%	38%	0.0079	0.0000	0.0079
C-45071-1A	Stanislaus	Open Hearth Fireplace	Gas Insert				TRUE	4/5/2016	4/18/2016	22.7	0	7%	68%	0.299465	54%	44%	0.0028	0.0000	0.0028
C-45072-1A	Stanislaus	Open Hearth Fireplace	Gas Insert				TRUE	3/25/2016	4/11/2016	22.7	0	7%	68%	0.299465	54%	44%	0.0028	0.0000	0.0028
C-45095-1A	Merced	Open Hearth Fireplace	Gas Insert				TRUE	4/25/2016	6/27/2016	22.7	0	7%	68%	0.299465	68%	32%	0.0035	0.0000	0.0035
C-45105-1A	Fresno	Open Hearth Fireplace	Gas Insert				TRUE	3/31/2016	8/13/2016	22.7	0	7%	68%	0.299465	24%	59%	0.0013	0.0000	0.0013
C-45106-1A	Fresno	Open Hearth Fireplace	Certified Wood Insert	2.6		Non-Catalytic	TRUE	3/29/2016	5/2/2016	22.7	5.2	7%	68%	0.299465	24%	59%	0.0013	0.0000	0.0012
C-45107-1A	Tulare	Open Hearth Fireplace	Gas Insert				TRUE	3/30/2016	4/18/2016	22.7	0	7%	68%	0.299465	53%	43%	0.0028	0.0000	0.0028
C-45119-1A	San Joaquin	Freestanding Non-Certified Wood Stove	Gas Insert				TRUE	9/3/2016	10/13/2016	29.5	0	54%	68%	1.15	61%	38%	0.0159	0.0000	0.0159
C-45120-1A	Kern	Open Hearth Fireplace	Gas Insert				TRUE	4/28/2016	6/27/2016	22.7	0	7%	68%	0.299465	31%	51%	0.0016	0.0000	0.0016
C-45140-1A	Fresno	Open Hearth Fireplace	Certified Wood Insert	2.6		Non-Catalytic	TRUE	4/12/2016	5/11/2016	22.7	5.2	7%	68%	0.299465	24%	59%	0.0013	0.0000	0.0012
C-45141-1A	Fresno	Open Hearth Fireplace	Certified Pellet Insert	2.1		Non-Catalytic	TRUE	5/17/2016	6/28/2016	22.7	4.2	7%	68%	0.299465	24%	59%	0.0013	0.0000	0.0012
C-45143-1A	Fresno	Open Hearth Fireplace	Gas Insert				TRUE	10/25/2016	11/7/2016	22.7	0	7%	68%	0.299465	24%	59%	0.0013	0.0000	0.0013
C-45144-1A	Stanislaus	Freestanding Non-Certified Wood Stove	Freestanding Certified Wood Stove	1.6		Non-Catalytic	TRUE	9/1/2016	11/7/2016	29.5	3.2	54%	68%	1.55	54%	44%	0.0191	0.0018	0.0172
C-45146-1A	Merced	Open Hearth Fireplace	Gas Insert				TRUE	6/23/2016	8/11/2016	22.7	0	7%	68%	0.299465	68%	32%	0.0035	0.0000	0.0035
C-45148-2B	Stanislaus	Open Hearth Fireplace	Gas Insert				TRUE	6/21/2016	8/2/2016	22.7	0	7%	68%	0.299465	54%	44%	0.0028	0.0000	0.0028
C-45149-1A	San Joaquin	Freestanding Non-Certified Pellet Stove	Freestanding Gas Stove				TRUE	4/29/2016	6/27/2016	2.9	0	68%	68%	1.15	61%	38%	0.0016	0.0000	0.0016
C-45159-1A	San Joaquin	Open Hearth Fireplace	Gas Insert				TRUE	7/18/2016	11/14/2016	22.7	0	7%	68%	0.299465	61%	38%	0.0032	0.0000	0.0032
C-45160-1A	Tulare	Open Hearth Fireplace	Certified Wood Insert	3		Non-Catalytic	TRUE	4/18/2016	5/3/2016	22.7	6	7%	68%	0.299465	53%	43%	0.0028	0.0001	0.0027
C-45161-1A	San Joaquin	Open Hearth Fireplace	Gas Insert				TRUE	6/2/2016	8/2/2016	22.7	0	7%	68%	0.299465	61%	38%	0.0032	0.0000	0.0032
C-45164-1A	Madera	Freestanding Non-Certified Wood Stove	Gas Insert				TRUE	6/3/2016	8/9/2016	29.5	0	54%	68%	2.61	33%	57%	0.0198	0.0000	0.0198
C-45165-1A	San Joaquin	Open Hearth Fireplace	Gas Insert				TRUE	4/6/2016	5/10/2016	22.7	0	7%	68%	0.299465	61%	38%	0.0032	0.0000	0.0032
C-45166-1A	Stanislaus	Certified Wood Insert	Gas Fireplace				TRUE	5/11/2016	6/24/2016	14.5785	0	68%	68%	2.1	54%	44%	0.0128	0.0000	0.0128
C-45190-1A	Tulare	Freestanding Non-Certified Wood Stove	Freestanding Certified Wood Stove	3.5		Non-Catalytic	FALSE	4/22/2016	5/16/2016	29.5	7	54%	68%	2.4	100%	0%	0.0545	0.0103	0.0442
C-45191-1A	Stanislaus	Open Hearth Fireplace	Gas Insert				TRUE	3/29/2016	4/12/2016	22.7	0	7%	68%	0.299465	54%	44%	0.0028	0.0000	0.0028
C-45195-2B	San Joaquin	Open Hearth Fireplace	Gas Insert				TRUE	7/4/2016	8/17/2016	22.7	0	7%	68%	0.299465	61%	38%	0.0032	0.0000	0.0032
C-45196-1A	San Joaquin	Non-Certified Pellet Insert	Gas Insert				TRUE	3/23/2016	5/10/2016	2.9	0	68%	68%	2.1	61%	38%	0.0029	0.0000	0.0029
C-45205-1A	Stanislaus	Open Hearth Fireplace	Gas Insert				TRUE	4/14/2016	5/3/2016	22.7	0	7%	68%	0.299465	54%	44%	0.0028	0.0000	0.0028
C-45207-1A	Fresno	Open Hearth Fireplace	Gas Insert				TRUE	7/19/2016	8/29/2016	22.7	0	7%	68%	0.299465	24%	59%	0.0013	0.0000	0.0013
C-45209-1A	Fresno	Open Hearth Fireplace	Gas Insert				TRUE	3/31/2016	5/10/2016	22.7	0	7%	68%	0.299465	24%	59%	0.0013	0.0000	0.0013
C-45210-1A	Stanislaus	Open Hearth Fireplace	Gas Insert				TRUE	4/26/2016	5/12/2016	22.7	0	7%	68%	0.299465	54%	44%	0.0028	0.0000	0.0028
C-45212-1A	Stanislaus	Open Hearth Fireplace	Gas Insert				TRUE	6/14/2016	6/20/2016	22.7	0	7%	68%	0.299465	54%	44%	0.0028	0.0000	0.0028
C-45213-1A	San Joaquin	Non-Certified Wood Insert	Certified Wood Insert	3		Non-Catalytic	TRUE	4/7/2016	5/10/2016	29.5	6	54%	68%	2.1	61%	38%	0.0290	0.0051	0.0239
C-45216-1A	Fresno	Open Hearth Fireplace	Gas Insert				TRUE	4/2/2016	5/2/2016	22.7	0	7%	68%	0.299465	24%	59%	0.0013	0.0000	0.0013
C-45236-1A	Kings	Open Hearth Fireplace	Gas Insert				FALSE	4/23/2016	8/2/2016	22.7	0	7%	68%	0.299465	100%	0%	0.0052	0.0000	0.0052
C-45237-1A	Merced	Freestanding Non-Certified Wood Stove	Freestanding Certified Wood Stove	4.4		Non-Catalytic	FALSE	6/17/2016	8/11/2016	29.5	8.8	54%	68%	2.67	100%	0%	0.0606	0.0144	0.0463
C-45249-1A	Madera	Open Hearth Fireplace	Certified Pellet Insert	1.8		Non-Catalytic	FALSE	6/9/2016	6/27/2016	22.7	3.6	7%	68%	0.299465	100%	0%	0.0052	0.0001	0.0051
C-45252-1A	Fresno	Open Hearth Fireplace	Gas Insert				FALSE	7/12/2016	8/9/2016	22.7	0	7%	68%	0.299465	100%	0%	0.0052	0.0000	0.0052
C-45253-1A	Fresno	Open Hearth Fireplace	Gas Insert				FALSE	4/13/2016	5/20/2016	22.7	0	7%	68%	0.299465	100%	0%	0.0052	0.0000	0.0052
C-45255-1A	Kern	Open Hearth Fireplace	Gas Insert				FALSE	4/5/2016	5/10/2016	22.7	0	7%	68%	0.299465	100%	0%	0.0052	0.0000	0.0052
C-45256-1A	Tulare	Open Hearth Fireplace	Gas Insert				TRUE	4/11/2016	5/12/2016	22.7	0	7%	68%	0.299465	53%	43%	0.0028	0.0000	0.0028
C-45263-1A	Merced	Certified Wood Insert	Gas Insert				TRUE	4/19/2016	5/9/2016	14.5785	0	68%	68%	2.1	68%	32%	0.0159	0.0000	0.0159
C-45264-1A	Tulare	Open Hearth Fireplace	Gas Insert				FALSE	5/23/2016	6/27/2016	22.7	0	7%	68%	0.299465	100%	0%	0.0052	0.0000	0.0052
C-45265-1A	Tulare	Freestanding Non-Certified Wood Stove	Gas Insert				TRUE	6/20/2016	7/14/2016	29.5	0	54%	68%	2.4	53%	43%	0.0291	0.0000	0.0291
C-45273-1A	Kern	Open Hearth Fireplace	Gas Fireplace				FALSE	5/6/2016	6/6/2016	22.7	0	7%	68%	0.299465	100%	0%	0.0052	0.0000	0.0052
C-45276-1A	Merced	Freestanding Non-Certified Wood Stove	Gas Insert				FALSE	6/16/2016	8/13/2016	29.5	0	54%	68%	2.67	100%	0%	0.0606	0.0000	0.0606
C-45279-1A	San Joaquin	Open Hearth Fireplace	Gas Insert				TRUE	4/7/2016	5/10/2016	22.7	0	7%	68%	0.299465	61%	38%	0.0032	0.0000	0.0032
C-45280-1A	Stanislaus	Open Hearth Fireplace	Gas Insert				TRUE	3/31/2016	4/25/2016	22.7	0	7%	68%	0.299465	54%	44%	0.0028	0.0000	0.0028
C-45282-1A	Tulare	Freestanding Non-Certified Wood Stove	Gas Insert				TRUE	5/9/2016	6/6/2016	29.5	0	54%	68%	2.4	53%	43%	0.0291	0.0000	0.0291
C-45292-1A	Fresno	Non-Certified Wood Insert	Certified Wood Insert	2.6		Non-Catalytic	FALSE	4/12/2016	5/11/2016	29.5	5.2	54%	68%	2.1	100%	0%	0.0477	0.0067	0.0410
C-45294-1A	Madera	Open Hearth Fireplace	Certified Wood Insert	2.6		Non-Catalytic	TRUE	6/8/2016	6/27/2016	22.7	5.2	7%	68%	0.299465	33%	57%	0.0017	0.0001	0.0017
C-45295-1A	San Joaquin	Non-Certified Pellet Insert	Gas Insert				FALSE	5/16/2016	11/28/2016	2.9	0	68%	68%	2.1	100%	0%	0.0047	0.0000	0.0047
C-45297-1A	Fresno	Open Hearth Fireplace	Gas Insert				TRUE	4/15/2016	5/12/2016	22.7	0	7%	68%	0.299465	24%	59%	0.0013	0.0000	0.0013
C-45298-1A	Fresno	Freestanding Non-Certified Wood Stove	Gas Insert				TRUE	5/12/2016											

SAN JOAQUIN VALLEY UNIFIED AIR POLLUTION CONTROL DISTRICT

2021 Annual Demonstration Report

August 31, 2022

Contract#	County	OldDeviceType	NewDeviceType	EmissionRating	OverallEfficiency	DeviceSubtype	PipedNatGa	InstallDate	ClaimDate	Emission Factor		Efficiency		FuelUse	Non-Curtailment %		Emissions (tpy PM2.5)		
										EF_Old	EF_New	Eff_Old	Eff_New		B _{all}	B _{reg}	Before	After	Reduction
C-45379-1A	Merced	Open Hearth Fireplace	Gas Insert				FALSE	6/27/2016	7/14/2016	22.7	0	7%	68%	0.299465	100%	0%	0.0052	0.0000	0.0052
C-45396-1A	Tulare	Open Hearth Fireplace	Gas Insert				TRUE	4/19/2016	5/23/2016	22.7	0	7%	68%	0.299465	53%	43%	0.0028	0.0000	0.0028
C-45412-1A	Kings	Open Hearth Fireplace	Certified Wood Insert	3.1		Non-Catalytic	FALSE	5/10/2016	6/13/2016	22.7	6.2	7%	68%	0.299465	100%	0%	0.0052	0.0001	0.0051
C-45413-1A	Kern	Open Hearth Fireplace	Gas Fireplace				TRUE	4/15/2016	6/6/2016	22.7	0	7%	68%	0.299465	31%	51%	0.0016	0.0000	0.0016
C-45421-1A	Merced	Open Hearth Fireplace	Gas Insert				TRUE	7/5/2016	8/11/2016	22.7	0	7%	68%	0.299465	68%	32%	0.0035	0.0000	0.0035
C-45422-1A	Merced	Open Hearth Fireplace	Gas Insert				TRUE	8/31/2016	10/25/2016	22.7	0	7%	68%	0.299465	68%	32%	0.0035	0.0000	0.0035
C-45423-1A	Kern	Open Hearth Fireplace	Gas Insert				TRUE	4/20/2016	5/9/2016	22.7	0	7%	68%	0.299465	31%	51%	0.0016	0.0000	0.0016
C-45424-1A	Kern	Open Hearth Fireplace	Gas Insert				FALSE	4/12/2016	5/23/2016	22.7	0	7%	68%	0.299465	100%	0%	0.0052	0.0000	0.0052
C-45425-1A	Merced	Open Hearth Fireplace	Gas Insert				TRUE	6/21/2016	7/20/2016	22.7	0	7%	68%	0.299465	68%	32%	0.0035	0.0000	0.0035
C-45428-1A	San Joaquin	Open Hearth Fireplace	Gas Insert				TRUE	4/28/2016	5/23/2016	22.7	0	7%	68%	0.299465	61%	38%	0.0032	0.0000	0.0032
C-45440-1A	Fresno	Open Hearth Fireplace	Gas Insert				FALSE	4/25/2016	6/15/2016	22.7	0	7%	68%	0.299465	100%	0%	0.0052	0.0000	0.0052
C-45441-1A	Kern	Open Hearth Fireplace	Gas Fireplace				TRUE	9/28/2016	11/14/2016	22.7	0	7%	68%	0.299465	31%	51%	0.0016	0.0000	0.0016
C-45451-1A	Merced	Open Hearth Fireplace	Gas Insert				FALSE	2/1/2016	5/17/2016	22.7	0	7%	68%	0.299465	100%	0%	0.0052	0.0000	0.0052
C-45456-1A	Tulare	Open Hearth Fireplace	Gas Insert				TRUE	6/16/2016	7/20/2016	22.7	0	7%	68%	0.299465	53%	43%	0.0028	0.0000	0.0028
C-45458-1A	Merced	Open Hearth Fireplace	Gas Insert				TRUE	9/16/2016	11/1/2016	22.7	0	7%	68%	0.299465	68%	32%	0.0035	0.0000	0.0035
C-45467-1A	San Joaquin	Freestanding Non-Certified Wood Stove	Gas Insert				TRUE	4/18/2016	5/3/2016	29.5	0	54%	68%	1.15	61%	38%	0.0159	0.0000	0.0159
C-45468-1A	Fresno	Non-Certified Wood Insert	Certified Wood Insert	3.6		Non-Catalytic	TRUE	4/15/2016	5/3/2016	29.5	7.2	54%	68%	2.1	24%	59%	0.0115	0.0030	0.0085
C-45469-1A	Fresno	Freestanding Non-Certified Wood Stove	Gas Insert				TRUE	5/14/2016	6/13/2016	29.5	0	54%	68%	2.09	24%	59%	0.0115	0.0000	0.0115
C-45470-1A	Fresno	Non-Certified Wood Insert	Certified Wood Insert	2.6		Non-Catalytic	TRUE	4/19/2016	6/2/2016	29.5	5.2	54%	68%	2.1	24%	59%	0.0115	0.0022	0.0094
C-45471-1A	Madera	Freestanding Non-Certified Wood Stove	Gas Insert				TRUE	8/18/2016	11/18/2016	29.5	0	54%	68%	2.61	33%	57%	0.0198	0.0000	0.0198
C-45492-1A	San Joaquin	Open Hearth Fireplace	Gas Insert				TRUE	6/9/2016	6/20/2016	22.7	0	7%	68%	0.299465	61%	38%	0.0032	0.0000	0.0032
C-45498-1A	Fresno	Open Hearth Fireplace	Gas Insert				TRUE	5/5/2016	8/22/2016	22.7	0	7%	68%	0.299465	24%	59%	0.0013	0.0000	0.0013
C-45499-1A	Kern	Open Hearth Fireplace	Gas Insert				TRUE	9/9/2016	10/13/2016	22.7	0	7%	68%	0.299465	31%	51%	0.0016	0.0000	0.0016
C-45507-1A	San Joaquin	Open Hearth Fireplace	Gas Insert				TRUE	5/13/2016	6/14/2016	22.7	0	7%	68%	0.299465	61%	38%	0.0032	0.0000	0.0032
C-45509-1A	Fresno	Open Hearth Fireplace	Gas Insert				TRUE	7/20/2016	8/11/2016	22.7	0	7%	68%	0.299465	24%	59%	0.0013	0.0000	0.0013
C-45510-1A	Kern	Open Hearth Fireplace	Gas Insert				FALSE	4/26/2016	5/23/2016	22.7	0	7%	68%	0.299465	100%	0%	0.0052	0.0000	0.0052
C-45512-2B	Fresno	Freestanding Non-Certified Wood Stove	Freestanding Gas Stove				FALSE	9/5/2016	8/8/2017	29.5	0	54%	68%	2.09	100%	0%	0.0475	0.0000	0.0475
C-45542-1A	Fresno	Open Hearth Fireplace	Certified Wood Insert	2.6		Non-Catalytic	TRUE	4/28/2016	6/2/2016	22.7	5.2	7%	68%	0.299465	24%	59%	0.0013	0.0000	0.0012
C-45544-1A	Madera	Non-Certified Wood Insert	Certified Wood Insert	2.6		Non-Catalytic	TRUE	4/27/2016	5/23/2016	29.5	5.2	54%	68%	2.1	33%	57%	0.0159	0.0028	0.0131
C-45545-1A	Fresno	Open Hearth Fireplace	Certified Wood Insert	2.6		Non-Catalytic	TRUE	5/5/2016	6/2/2016	22.7	5.2	7%	68%	0.299465	24%	59%	0.0013	0.0000	0.0012
C-45549-1A	Fresno	Open Hearth Fireplace	Gas Insert				TRUE	9/8/2016	10/27/2016	22.7	0	7%	68%	0.299465	24%	59%	0.0013	0.0000	0.0013
C-45550-1A	Stanislaus	Open Hearth Fireplace	Gas Insert				TRUE	7/5/2016	8/9/2016	22.7	0	7%	68%	0.299465	54%	44%	0.0028	0.0000	0.0028
C-45553-1A	Fresno	Freestanding Non-Certified Wood Stove	Freestanding Certified Pellet Stove	1.1		Non-Catalytic	FALSE	4/29/2016	5/23/2016	29.5	2.2	54%	68%	2.09	100%	0%	0.0475	0.0028	0.0447
C-45554-1A	Madera	Freestanding Non-Certified Wood Stove	Freestanding Certified Wood Stove	4.2		Non-Catalytic	TRUE	5/11/2016	6/13/2016	29.5	8.4	54%	68%	2.61	33%	57%	0.0198	0.0055	0.0142
C-45555-1A	Fresno	Freestanding Non-Certified Wood Stove	Gas Fireplace				TRUE	5/16/2016	7/20/2016	2.9	0	68%	68%	2.09	24%	59%	0.0011	0.0000	0.0011
C-45556-1A	Stanislaus	Freestanding Non-Certified Wood Stove	Freestanding Certified Wood Stove	4.4		Non-Catalytic	FALSE	4/27/2016	7/20/2016	29.5	8.8	54%	68%	1.55	100%	0%	0.0352	0.0083	0.0269
C-45581-1A	Stanislaus	Open Hearth Fireplace	Gas Insert				TRUE	5/14/2016	8/22/2016	22.7	0	7%	68%	0.299465	54%	44%	0.0028	0.0000	0.0028
C-45583-1A	Fresno	Open Hearth Fireplace	Gas Insert				TRUE	5/18/2016	7/20/2016	22.7	0	7%	68%	0.299465	24%	59%	0.0013	0.0000	0.0013
C-45584-1A	Fresno	Open Hearth Fireplace	Gas Insert				TRUE	4/30/2016	5/11/2016	22.7	0	7%	68%	0.299465	24%	59%	0.0013	0.0000	0.0013
C-45585-1A	San Joaquin	Freestanding Non-Certified Wood Stove	Gas Insert				TRUE	5/11/2016	6/13/2016	29.5	0	54%	68%	1.15	61%	38%	0.0159	0.0000	0.0159
C-45586-1A	Madera	Freestanding Non-Certified Wood Stove	Freestanding Certified Wood Stove	2.7		Non-Catalytic	FALSE	5/25/2016	6/20/2016	29.5	5.4	54%	68%	2.61	100%	0%	0.0593	0.0086	0.0507
C-45587-1A	Kern	Open Hearth Fireplace	Gas Insert				FALSE	5/23/2016	7/20/2016	22.7	0	7%	68%	0.299465	100%	0%	0.0052	0.0000	0.0052
C-45589-1A	Tulare	Freestanding Non-Certified Wood Stove	Freestanding Certified Wood Stove	4.2		Non-Catalytic	TRUE	8/31/2016	10/3/2016	29.5	8.4	54%	68%	2.4	53%	43%	0.0291	0.0073	0.0218
C-45591-1A	Kern	Open Hearth Fireplace	Gas Insert				TRUE	4/28/2016	5/23/2016	22.7	0	7%	68%	0.299465	31%	51%	0.0016	0.0000	0.0016
C-45592-1A	Stanislaus	Open Hearth Fireplace	Gas Fireplace				TRUE	6/23/2016	7/20/2016	22.7	0	7%	68%	0.299465	54%	44%	0.0028	0.0000	0.0028
C-45614-1A	Stanislaus	Open Hearth Fireplace	Gas Insert				TRUE	5/4/2016	5/20/2016	22.7	0	7%	68%	0.299465	54%	44%	0.0028	0.0000	0.0028
C-45619-1A	Stanislaus	Open Hearth Fireplace	Gas Insert				TRUE	5/26/2016	6/24/2016	22.7	0	7%	68%	0.299465	54%	44%	0.0028	0.0000	0.0028
C-45631-1A	Tulare	Open Hearth Fireplace	Gas Insert				TRUE	5/25/2016	6/27/2016	22.7	0	7%	68%	0.299465	53%	43%	0.0028	0.0000	0.0028
C-45632-1A	Tulare	Open Hearth Fireplace	Gas Insert				TRUE	5/9/2016	6/27/2016	22.7	0	7%	68%	0.299465	53%	43%	0.0028	0.0000	0.0028
C-45633-1A	Fresno	Open Hearth Fireplace	Certified Wood Insert	2.6		Non-Catalytic	TRUE	4/28/2016	5/23/2016	22.7	5.2	7%	68%	0.299465	24%	59%	0.0013	0.0000	0.0012
C-45634-1A	Merced	Open Hearth Fireplace	Gas Insert				TRUE	8/10/2016	11/1/2016	22.7	0	7%	68%	0.299465	68%	32%	0.0035	0.0000	0.0035
C-45653-1A	Tulare	Open Hearth Fireplace	Gas Insert				TRUE	5/26/2016	6/20/2016	22.7	0	7%	68%	0.299465	53%	43%	0.0028	0.0000	0.0028
C-45659-1A	San Joaquin	Open Hearth Fireplace	Gas Insert				TRUE	5/17/2016	6/13/2016	22.7	0	7%	68%	0.299465	61%	38%	0.0032	0.0000	0.0032
C-45671-1A	San Joaquin	Open Hearth Fireplace	Gas Fireplace				TRUE	8/9/2016	9/12/2016	22.7	0	7%	68%	0.299465	61%	38%	0.0032	0.0000	0.0032
C-45672-1A	San Joaquin	Freestanding Non-Certified Wood Stove	Freestanding Certified Wood Stove	3.4		Non-Catalytic	TRUE	9/29/2016	10/13/2016	29.5	6.8	54%	68%	1.15	61%	38%	0.0159	0.0032	0.0127
C-45673-1A	San Joaquin	Open Hearth Fireplace	Gas Fireplace				FALSE	6/22/2016	3/15/2017	22.7	0	7%	68%	0.299465	100%	0%	0.0052	0.0000	0.0052
C-45674-1A	Fresno	Open Hearth Fireplace	Gas Insert				TRUE	5/12/2016	8/17/2016	22.7	0	7%	68%	0.299465	24%	59%	0.0013	0.0000	0.0013
C-45675-1A	Fresno	Open Hearth Fireplace	Gas Insert				TRUE	5/6/2016	6/13/2016	22.7	0	7%	68%	0.299465	24%	59%	0.0013	0.0000	0.0013
C-45676-1A	Fresno	Open Hearth Fireplace	Gas Insert				TRUE	9/4/2016	9/13/2016	22.7	0	7%	68%	0.299465	24%	59%	0.0013	0.0000	0.0013
C-45706-1A	Kern	Open Hearth Fireplace	Gas Insert				TRUE	5/20/2016	6/14/2016	22.7	0	7%	68%	0.299465	31%	51%	0.0016	0.0000	0.0016
C-45707-1A	Tulare	Open Hearth Fireplace	Gas Insert				FALSE	6/14/2016	7/20/2016	22.7	0	7%	68%	0.299465	100%	0%	0.0052	0.0000	0.0052
C-45713-1A	Fresno	Open Hearth Fireplace	Gas Insert				TRUE	8/5/2016	9/1/2016	22.7	0	7%	68%	0.299465	24%	59%	0.0013	0.0000	0.0013
C-45714-1A	Fresno	Freestanding Non-Certified Wood Stove	Gas Insert				FALSE	7/11/2016	8/22/2016	29.5	0	54%	68%	2.09	100%	0%	0.0475	0.0000	0.0475
C-45715-1A	Fresno	Freestanding Non-Certified Wood Stove	Gas Insert				TRUE	6/4/2016	6/28/2016	29.5	0	54%	68%	2.09	24%	59%	0.0115	0.0000	0.0115
C-45716-1A	Stanislaus	Open Hearth Fireplace	Gas Insert				TRUE	5/27/2016	6/20/2016	22.7	0	7%	68%	0.299465	54%	44%	0.0028	0.0000	0.0028
C-45719-1A	San Joaquin	Freestanding Non-Certified Wood Stove	Freestanding Gas Stove				TRUE	7/8/2016	8/9/2016	29.5	0	54%	68%	1.15	61%	38%	0.0159	0.0000	0.0159
C-45720-1A	San Joaquin	Open Hearth Fireplace	Gas Insert				TRUE	7/6/2016	8/13/2016	22.7	0	7%	68%	0.299465	61%	38%</			

SAN JOAQUIN VALLEY UNIFIED AIR POLLUTION CONTROL DISTRICT

2021 Annual Demonstration Report

August 31, 2022

Contract#	County	OldDeviceType	NewDeviceType	EmissionRating	OverallEfficiency	DeviceSubtype	PipedNatGa	InstallDate	ClaimDate	Emission Factor		Efficiency		FuelUse	Non-Curtailment %		Emissions (tpy PM2.5)		
										EF_Old	EF_New	Eff_Old	Eff_New		B_all	B_reg	Before	After	Reduction
C-45875-1A	San Joaquin	Open Hearth Fireplace	Gas Fireplace				TRUE	9/7/2016	12/19/2016	22.7	0	7%	68%	0.299465	61%	38%	0.0032	0.0000	0.0032
C-45877-1A	San Joaquin	Open Hearth Fireplace	Gas Insert				TRUE	5/18/2016	6/13/2016	22.7	0	7%	68%	0.299465	61%	38%	0.0032	0.0000	0.0032
C-45879-1A	Tulare	Non-Certified Wood Insert	Certified Wood Insert	1.9		78 Hybrid	TRUE	3/3/2016	8/9/2016	29.5	3.8	54%	78%	2.1	53%	43%	0.0254	0.0025	0.0229
C-45880-1A	Fresno	Open Hearth Fireplace	Certified Wood Insert	2.6		Non-Catalytic	TRUE	5/13/2016	6/2/2016	22.7	5.2	7%	68%	0.299465	24%	59%	0.0013	0.0000	0.0012
C-45881-1A	Kings	Freestanding Non-Certified Wood Stove	Gas Insert				TRUE	5/18/2016	6/3/2016	29.5	0	54%	68%	1.16	48%	48%	0.0125	0.0000	0.0125
C-45882-1A	Stanislaus	Open Hearth Fireplace	Gas Insert				TRUE	5/25/2016	6/20/2016	22.7	0	7%	68%	0.299465	54%	44%	0.0028	0.0000	0.0028
C-45886-1A	San Joaquin	Open Hearth Fireplace	Gas Insert				TRUE	5/14/2016	6/20/2016	22.7	0	7%	68%	0.299465	61%	38%	0.0032	0.0000	0.0032
C-45898-1A	Fresno	Open Hearth Fireplace	Gas Insert				TRUE	5/27/2016	6/20/2016	22.7	0	7%	68%	0.299465	24%	59%	0.0013	0.0000	0.0013
C-45899-1A	Madera	Freestanding Non-Certified Wood Stove	Freestanding Certified Wood Stove	3.4		Non-Catalytic	TRUE	11/15/2016	11/22/2016	29.5	6.8	54%	68%	2.61	33%	57%	0.0198	0.0045	0.0153
C-45907-1A	Fresno	Open Hearth Fireplace	Gas Insert				TRUE	7/11/2016	9/1/2016	22.7	0	7%	68%	0.299465	24%	59%	0.0013	0.0000	0.0013
C-45908-1A	Kern	Open Hearth Fireplace	Gas Insert				TRUE	5/19/2016	6/14/2016	22.7	0	7%	68%	0.299465	31%	51%	0.0016	0.0000	0.0016
C-45909-1A	Kern	Open Hearth Fireplace	Gas Fireplace				TRUE	6/13/2016	7/20/2016	22.7	0	7%	68%	0.299465	31%	51%	0.0016	0.0000	0.0016
C-45910-3C	Fresno	Open Hearth Fireplace	Gas Insert				TRUE	6/24/2016	7/14/2016	22.7	0	7%	68%	0.299465	24%	59%	0.0013	0.0000	0.0013
C-45911-1A	Fresno	Open Hearth Fireplace	Certified Wood Insert	2.6		Non-Catalytic	TRUE	5/20/2016	10/24/2016	22.7	5.2	7%	68%	0.299465	24%	59%	0.0013	0.0000	0.0012
C-45912-1A	Fresno	Open Hearth Fireplace	Certified Wood Insert	2.6		Non-Catalytic	TRUE	5/20/2016	1/25/2017	22.7	5.2	7%	68%	0.299465	24%	59%	0.0013	0.0000	0.0012
C-45926-1A	Fresno	Open Hearth Fireplace	Gas Insert				TRUE	5/19/2016	6/20/2016	22.7	0	7%	68%	0.299465	24%	59%	0.0013	0.0000	0.0013
C-45927-1A	Fresno	Non-Certified Wood Insert	Certified Wood Insert	2.6		Non-Catalytic	TRUE	5/31/2016	11/14/2016	29.5	5.2	54%	68%	2.1	24%	59%	0.0115	0.0022	0.0094
C-45928-1A	Fresno	Open Hearth Fireplace	Certified Wood Insert	2.6		Non-Catalytic	TRUE	5/27/2016	9/20/2016	22.7	5.2	7%	68%	0.299465	24%	59%	0.0013	0.0000	0.0012
C-45937-1A	Kern	Open Hearth Fireplace	Gas Insert				TRUE	10/28/2016	12/6/2016	22.7	0	7%	68%	0.299465	31%	51%	0.0016	0.0000	0.0016
C-45945-1A	Stanislaus	Non-Certified Wood Insert	Certified Wood Insert	4.5		75 Non-Catalytic	TRUE	6/1/2016	6/20/2016	29.5	9	54%	75%	2.1	54%	44%	0.0258	0.0063	0.0195
C-45946-1A	Fresno	Freestanding Non-Certified Wood Stove	Freestanding Certified Wood Stove	3.6		Non-Catalytic	TRUE	6/12/2016	5/2/2017	29.5	7.2	54%	68%	2.09	24%	59%	0.0115	0.0030	0.0085
C-45948-1A	Fresno	Freestanding Non-Certified Wood Stove	Gas Insert				TRUE	5/24/2016	6/24/2016	29.5	0	54%	68%	2.09	24%	59%	0.0115	0.0000	0.0115
C-45950-1A	Stanislaus	Certified Wood Insert	Gas Fireplace				FALSE	6/2/2016	8/11/2016	14.5785	0	68%	68%	2.1	100%	0%	0.0236	0.0000	0.0236
C-45951-1A	San Joaquin	Open Hearth Fireplace	Gas Insert				FALSE	8/30/2016	1/25/2017	22.7	0	7%	68%	0.299465	100%	0%	0.0052	0.0000	0.0052
C-45952-1A	San Joaquin	Open Hearth Fireplace	Gas Insert				TRUE	6/16/2016	7/20/2016	22.7	0	7%	68%	0.299465	61%	38%	0.0032	0.0000	0.0032
C-45990-1A	Fresno	Open Hearth Fireplace	Certified Wood Insert	2.6		Non-Catalytic	TRUE	5/27/2016	6/27/2016	22.7	5.2	7%	68%	0.299465	24%	59%	0.0013	0.0000	0.0012
C-45991-1A	Tulare	Freestanding Non-Certified Wood Stove	Freestanding Gas Stove				TRUE	6/20/2016	9/8/2016	29.5	0	54%	68%	2.4	53%	43%	0.0291	0.0000	0.0291
C-45994-1A	San Joaquin	Open Hearth Fireplace	Gas Insert				FALSE	7/8/2016	8/13/2016	22.7	0	7%	68%	0.299465	100%	0%	0.0052	0.0000	0.0052
C-45995-1A	Fresno	Open Hearth Fireplace	Gas Insert				TRUE	5/23/2016	6/20/2016	22.7	0	7%	68%	0.299465	24%	59%	0.0013	0.0000	0.0013
C-45996-1A	Fresno	Freestanding Non-Certified Wood Stove	Gas Insert				TRUE	8/31/2016	9/20/2016	29.5	0	54%	68%	2.09	24%	59%	0.0115	0.0000	0.0115
C-46018-1A	Kern	Open Hearth Fireplace	Gas Insert				TRUE	5/31/2016	6/20/2016	22.7	0	7%	68%	0.299465	31%	51%	0.0016	0.0000	0.0016
C-46019-1A	Kings	Open Hearth Fireplace	Gas Insert				TRUE	7/19/2016	8/11/2016	22.7	0	7%	68%	0.299465	48%	48%	0.0025	0.0000	0.0025
C-46020-2B	Fresno	Open Hearth Fireplace	Gas Insert				TRUE	7/17/2016	8/9/2016	22.7	0	7%	68%	0.299465	24%	59%	0.0013	0.0000	0.0013
C-46021-1A	San Joaquin	Freestanding Non-Certified Wood Stove	Gas Insert				TRUE	6/28/2016	8/13/2016	29.5	0	54%	68%	1.15	61%	38%	0.0159	0.0000	0.0159
C-46054-1A	Merced	Open Hearth Fireplace	Gas Insert				TRUE	6/2/2016	6/29/2016	22.7	0	7%	68%	0.299465	68%	32%	0.0035	0.0000	0.0035
C-46056-1A	Fresno	Open Hearth Fireplace	Gas Insert				TRUE	6/22/2016	7/20/2016	22.7	0	7%	68%	0.299465	24%	59%	0.0013	0.0000	0.0013
C-46057-1A	San Joaquin	Freestanding Non-Certified Wood Stove	Gas Fireplace				TRUE	7/20/2016	8/17/2016	29.5	0	54%	68%	1.15	61%	38%	0.0159	0.0000	0.0159
C-46058-1A	Kern	Open Hearth Fireplace	Gas Insert				TRUE	6/8/2016	7/14/2016	22.7	0	7%	68%	0.299465	31%	51%	0.0016	0.0000	0.0016
C-46059-1A	Stanislaus	Open Hearth Fireplace	Gas Insert				TRUE	6/15/2016	8/11/2016	22.7	0	7%	68%	0.299465	54%	44%	0.0028	0.0000	0.0028
C-46072-1A	Stanislaus	Open Hearth Fireplace	Certified Wood Insert	4.2		Non-Catalytic	FALSE	6/15/2016	7/20/2016	22.7	8.4	7%	68%	0.299465	100%	0%	0.0052	0.0002	0.0050
C-46083-1A	Kern	Open Hearth Fireplace	Gas Insert				TRUE	8/10/2016	9/1/2016	22.7	0	7%	68%	0.299465	31%	51%	0.0016	0.0000	0.0016
C-46084-1A	Fresno	Open Hearth Fireplace	Certified Wood Insert	2.6		Non-Catalytic	TRUE	5/26/2016	6/27/2016	22.7	5.2	7%	68%	0.299465	24%	59%	0.0013	0.0000	0.0012
C-46086-1A	Fresno	Open Hearth Fireplace	Certified Wood Insert	2.6		Non-Catalytic	TRUE	5/30/2016	11/14/2016	22.7	5.2	7%	68%	0.299465	24%	59%	0.0013	0.0000	0.0012
C-46088-1A	Merced	Freestanding Non-Certified Wood Stove	Gas Fireplace				TRUE	6/10/2016	8/17/2016	29.5	0	54%	68%	2.67	68%	32%	0.0409	0.0000	0.0409
C-46112-1A	Stanislaus	Freestanding Non-Certified Wood Stove	Gas Insert				TRUE	6/13/2016	6/24/2016	29.5	0	54%	68%	1.55	54%	44%	0.0191	0.0000	0.0191
C-46122-1A	Stanislaus	Open Hearth Fireplace	Gas Insert				TRUE	6/13/2016	6/24/2016	22.7	0	7%	68%	0.299465	54%	44%	0.0028	0.0000	0.0028
C-46123-1A	Fresno	Open Hearth Fireplace	Gas Insert				FALSE	6/21/2016	7/20/2016	22.7	0	7%	68%	0.299465	100%	0%	0.0052	0.0000	0.0052
C-46131-1A	Fresno	Open Hearth Fireplace	Certified Pellet Insert	1.1		Non-Catalytic	TRUE	6/28/2016	8/13/2016	22.7	2.2	7%	68%	0.299465	24%	59%	0.0013	0.0000	0.0012
C-46132-1A	Fresno	Open Hearth Fireplace	Gas Insert				TRUE	8/10/2016	9/24/2016	22.7	0	7%	68%	0.299465	24%	59%	0.0013	0.0000	0.0013
C-46148-1A	San Joaquin	Open Hearth Fireplace	Gas Insert				TRUE	6/22/2016	8/13/2016	22.7	0	7%	68%	0.299465	61%	38%	0.0032	0.0000	0.0032
C-46149-1A	San Joaquin	Open Hearth Fireplace	Gas Insert				TRUE	6/21/2016	7/20/2016	22.7	0	7%	68%	0.299465	61%	38%	0.0032	0.0000	0.0032
C-46150-1A	Fresno	Open Hearth Fireplace	Certified Pellet Insert	1		Non-Catalytic	TRUE	12/20/2016	2/14/2017	22.7	2	7%	68%	0.299465	24%	59%	0.0013	0.0000	0.0012
C-46151-1A	Tulare	Freestanding Non-Certified Wood Stove	Freestanding Certified Wood Stove	4.2		Non-Catalytic	FALSE	9/8/2016	9/26/2016	29.5	8.4	54%	68%	2.4	100%	0%	0.0545	0.0123	0.0422
C-46152-1A	Madera	Freestanding Non-Certified Wood Stove	Freestanding Certified Wood Stove	3.6		Non-Catalytic	TRUE	8/5/2016	9/1/2016	29.5	7.2	54%	68%	2.61	33%	57%	0.0198	0.0047	0.0150
C-46153-1A	Fresno	Open Hearth Fireplace	Certified Wood Insert	2.6		Non-Catalytic	TRUE	9/14/2016	10/5/2016	22.7	5.2	7%	68%	0.299465	24%	59%	0.0013	0.0000	0.0012
C-46154-1A	Fresno	Non-Certified Wood Insert	Certified Wood Insert	3.5		Non-Catalytic	TRUE	9/14/2016	10/5/2016	29.5	7	54%	68%	2.1	24%	59%	0.0115	0.0029	0.0086
C-46156-1A	Merced	Open Hearth Fireplace	Gas Insert				TRUE	7/8/2016	8/11/2016	22.7	0	7%	68%	0.299465	68%	32%	0.0035	0.0000	0.0035
C-46212-1A	Madera	Open Hearth Fireplace	Gas Insert				TRUE	9/6/2016	10/11/2016	22.7	0	7%	68%	0.299465	33%	57%	0.0017	0.0000	0.0017
C-46233-1A	Tulare	Freestanding Non-Certified Wood Stove	Freestanding Certified Wood Stove	4.1		Non-Catalytic	TRUE	10/7/2016	11/1/2016	29.5	8.2	54%	68%	2.4	53%	43%	0.0291	0.0071	0.02

SAN JOAQUIN VALLEY UNIFIED AIR POLLUTION CONTROL DISTRICT

2021 Annual Demonstration Report

August 31, 2022

Contract#	County	OldDeviceType	NewDeviceType	EmissionRating	OverallEfficiency	DeviceSubtype	PipedNatGa	InstallDate	ClaimDate	Emission Factor		Efficiency		FuelUse	Non-Curtailment %		Emissions (tpy PM2.5)		
										EF_Old	EF_New	Eff_Old	Eff_New		B_all	B_reg	Before	After	Reduction
C-46555-1A	Stanislaus	Open Hearth Fireplace	Gas Insert				TRUE	8/25/2016	11/1/2016	22.7	0	7%	68%	0.299465	54%	44%	0.0028	0.0000	0.0028
C-46570-1A	Kern	Open Hearth Fireplace	Gas Fireplace				TRUE	10/20/2016	12/5/2016	22.7	0	7%	68%	0.299465	31%	51%	0.0016	0.0000	0.0016
C-46571-1A	Kern	Open Hearth Fireplace	Gas Insert				TRUE	6/30/2016	8/13/2016	22.7	0	7%	68%	0.299465	31%	51%	0.0016	0.0000	0.0016
C-46572-1A	Stanislaus	Open Hearth Fireplace	Gas Insert				FALSE	7/28/2016	8/17/2016	22.7	0	7%	68%	0.299465	100%	0%	0.0052	0.0000	0.0052
C-46573-2B	Stanislaus	Open Hearth Fireplace	Gas Insert				FALSE	9/20/2016	5/10/2017	22.7	0	7%	68%	0.299465	100%	0%	0.0052	0.0000	0.0052
C-46588-1A	San Joaquin	Open Hearth Fireplace	Gas Fireplace				TRUE	6/25/2016	8/17/2016	22.7	0	7%	68%	0.299465	61%	38%	0.0032	0.0000	0.0032
C-46598-1A	Stanislaus	Open Hearth Fireplace	Certified Pellet Insert	1.1		Non-Catalytic	FALSE	9/16/2016	10/13/2016	22.7	2.2	7%	68%	0.299465	100%	0%	0.0052	0.0001	0.0052
C-46601-1A	Fresno	Non-Certified Wood Insert	Certified Wood Insert	2.6		Non-Catalytic	TRUE	8/5/2016	9/13/2016	29.5	5.2	54%	68%	2.1	24%	59%	0.0115	0.0022	0.0094
C-46617-1A	Tulare	Freestanding Non-Certified Wood Stove	Freestanding Certified Wood Stove	2.3		74 Non-Catalytic	TRUE	9/22/2016	10/25/2016	29.5	4.6	54%	74%	2.4	53%	43%	0.0291	0.0037	0.0254
C-46632-1A	Tulare	Open Hearth Fireplace	Gas Insert				TRUE	7/9/2016	8/9/2016	22.7	0	7%	68%	0.299465	53%	43%	0.0028	0.0000	0.0028
C-46633-1A	Stanislaus	Open Hearth Fireplace	Gas Insert				TRUE	7/25/2016	10/17/2016	22.7	0	7%	68%	0.299465	54%	44%	0.0028	0.0000	0.0028
C-46634-1A	Stanislaus	Freestanding Non-Certified Wood Stove	Gas Insert				TRUE	9/23/2016	1/24/2017	29.5	0	54%	68%	1.55	54%	44%	0.0191	0.0000	0.0191
C-46635-1A	Stanislaus	Freestanding Non-Certified Wood Stove	Freestanding Certified Wood Stove	3.6		74 Non-Catalytic	TRUE	9/1/2016	9/13/2016	29.5	7.2	54%	74%	1.55	54%	44%	0.0191	0.0038	0.0153
C-46636-1A	San Joaquin	Open Hearth Fireplace	Gas Insert				TRUE	7/12/2016	8/9/2016	22.7	0	7%	68%	0.299465	61%	38%	0.0032	0.0000	0.0032
C-46637-1A	Kern	Open Hearth Fireplace	Gas Insert				TRUE	7/26/2016	8/17/2016	22.7	0	7%	68%	0.299465	31%	51%	0.0016	0.0000	0.0016
C-46649-1A	Merced	Open Hearth Fireplace	Gas Insert				TRUE	8/13/2016	2/9/2017	22.7	0	7%	68%	0.299465	68%	32%	0.0035	0.0000	0.0035
C-46672-1A	Kern	Open Hearth Fireplace	Gas Insert				TRUE	7/8/2016	8/13/2016	22.7	0	7%	68%	0.299465	31%	51%	0.0016	0.0000	0.0016
C-46673-1A	Fresno	Open Hearth Fireplace	Gas Insert				TRUE	10/18/2016	11/14/2016	22.7	0	7%	68%	0.299465	24%	59%	0.0013	0.0000	0.0013
C-46690-1A	Fresno	Non-Certified Pellet Insert	Gas Insert				TRUE	7/6/2016	8/9/2016	2.9	0	68%	68%	2.1	24%	59%	0.0011	0.0000	0.0011
C-46691-1A	Merced	Open Hearth Fireplace	Certified Wood Insert	3.6		Non-Catalytic	TRUE	8/9/2016	9/13/2016	22.7	7.2	7%	68%	0.299465	68%	32%	0.0035	0.0001	0.0034
C-46693-1A	San Joaquin	Open Hearth Fireplace	Gas Fireplace				TRUE	7/12/2016	8/11/2016	22.7	0	7%	68%	0.299465	61%	38%	0.0032	0.0000	0.0032
C-46694-1A	San Joaquin	Open Hearth Fireplace	Certified Wood Insert	4.1		Non-Catalytic	TRUE	8/5/2016	9/1/2016	22.7	8.2	7%	68%	0.299465	61%	38%	0.0032	0.0001	0.0031
C-46695-1A	San Joaquin	Freestanding Non-Certified Wood Stove	Freestanding Gas Stove				TRUE	7/26/2016	11/1/2016	29.5	0	54%	68%	1.15	61%	38%	0.0159	0.0000	0.0159
C-46696-1A	Stanislaus	Non-Certified Wood Insert	Certified Wood Insert	1.9		Non-Catalytic	TRUE	7/25/2016	8/11/2016	29.5	3.8	54%	68%	2.1	54%	44%	0.0258	0.0029	0.0229
C-46741-1A	Fresno	Open Hearth Fireplace	Gas Insert				TRUE	8/8/2016	10/4/2016	22.7	0	7%	68%	0.299465	24%	59%	0.0013	0.0000	0.0013
C-46742-1A	Kern	Open Hearth Fireplace	Gas Insert				TRUE	7/13/2016	8/11/2016	22.7	0	7%	68%	0.299465	31%	51%	0.0016	0.0000	0.0016
C-46745-1A	San Joaquin	Freestanding Certified Wood Stove	Gas Insert				FALSE	9/23/2016	12/7/2016	14.5785	0	68%	68%	1.15	100%	0%	0.0129	0.0000	0.0129
C-46746-1A	Tulare	Open Hearth Fireplace	Gas Insert				TRUE	8/9/2016	9/8/2016	22.7	0	7%	68%	0.299465	53%	43%	0.0028	0.0000	0.0028
C-46747-1A	San Joaquin	Open Hearth Fireplace	Gas Insert				TRUE	8/28/2016	7/11/2017	22.7	0	7%	68%	0.299465	61%	38%	0.0032	0.0000	0.0032
C-46749-1A	Stanislaus	Open Hearth Fireplace	Gas Insert				TRUE	8/26/2016	10/4/2016	22.7	0	7%	68%	0.299465	54%	44%	0.0028	0.0000	0.0028
C-46776-1A	Fresno	Open Hearth Fireplace	Gas Insert				TRUE	8/17/2016	9/8/2016	22.7	0	7%	68%	0.299465	24%	59%	0.0013	0.0000	0.0013
C-46777-1A	San Joaquin	Certified Wood Insert	Gas Insert				TRUE	8/4/2016	9/13/2016	14.5785	0	68%	68%	2.1	61%	38%	0.0143	0.0000	0.0143
C-46781-1A	Madera	Freestanding Non-Certified Wood Stove	Freestanding Certified Wood Stove	3.4		72 Non-Catalytic	FALSE	7/22/2016	8/11/2016	29.5	6.8	54%	72%	2.61	100%	0%	0.0593	0.0102	0.0490
C-46784-1A	Madera	Open Hearth Fireplace	Gas Insert				TRUE	7/28/2016	8/22/2016	22.7	0	7%	68%	0.299465	33%	57%	0.0017	0.0000	0.0017
C-46785-1A	San Joaquin	Freestanding Non-Certified Wood Stove	Freestanding Certified Wood Stove	4.2		Non-Catalytic	FALSE	7/21/2016	8/16/2016	29.5	8.4	54%	68%	1.15	100%	0%	0.0261	0.0059	0.0202
C-46811-1A	Stanislaus	Open Hearth Fireplace	Gas Insert				TRUE	8/1/2016	8/17/2016	22.7	0	7%	68%	0.299465	54%	44%	0.0028	0.0000	0.0028
C-46812-1A	Madera	Open Hearth Fireplace	Certified Wood Insert	4.1		Non-Catalytic	FALSE	8/15/2016	8/29/2016	22.7	8.2	7%	68%	0.299465	100%	0%	0.0052	0.0002	0.0050
C-46813-1A	Stanislaus	Non-Certified Wood Insert	Certified Wood Insert	2		Non-Catalytic	TRUE	8/22/2016	9/13/2016	29.5	4	54%	68%	2.1	54%	44%	0.0258	0.0031	0.0227
C-46814-1A	Fresno	Freestanding Non-Certified Wood Stove	Freestanding Certified Wood Stove	0.45		80 Catalytic	FALSE	8/19/2016	9/13/2016	29.5	0.9	54%	80%	2.09	100%	0%	0.0475	0.0010	0.0465
C-46827-1A	Madera	Open Hearth Fireplace	Gas Insert				TRUE	9/12/2016	10/3/2016	22.7	0	7%	68%	0.299465	33%	57%	0.0017	0.0000	0.0017
C-46852-1A	San Joaquin	Freestanding Non-Certified Wood Stove	Gas Insert				TRUE	7/28/2016	9/13/2016	29.5	0	54%	68%	1.15	61%	38%	0.0159	0.0000	0.0159
C-46853-1A	Merced	Open Hearth Fireplace	Gas Insert				TRUE	8/25/2016	10/17/2016	22.7	0	7%	68%	0.299465	68%	32%	0.0035	0.0000	0.0035
C-46855-1A	Fresno	Non-Certified Wood Insert	Certified Pellet Insert	1.1		Non-Catalytic	TRUE	8/16/2016	9/8/2016	29.5	2.2	54%	68%	2.1	24%	59%	0.0115	0.0009	0.0106
C-46856-1A	San Joaquin	Open Hearth Fireplace	Gas Insert				TRUE	9/3/2016	10/3/2016	22.7	0	7%	68%	0.299465	61%	38%	0.0032	0.0000	0.0032
C-46858-1A	San Joaquin	Non-Certified Wood Insert	Certified Wood Insert	3.4		Non-Catalytic	FALSE	7/21/2016	9/8/2016	29.5	6.8	54%	68%	2.1	100%	0%	0.0477	0.0087	0.0390
C-46859-1A	Fresno	Open Hearth Fireplace	Gas Insert				FALSE	9/12/2016	10/4/2016	22.7	0	7%	68%	0.299465	100%	0%	0.0052	0.0000	0.0052
C-46872-1A	Stanislaus	Open Hearth Fireplace	Gas Insert				TRUE	7/28/2016	8/17/2016	22.7	0	7%	68%	0.299465	54%	44%	0.0028	0.0000	0.0028
C-46873-1A	Kern	Open Hearth Fireplace	Gas Insert				TRUE	8/12/2016	9/12/2016	22.7	0	7%	68%	0.299465	31%	51%	0.0016	0.0000	0.0016
C-46882-1A	Stanislaus	Open Hearth Fireplace	Gas Insert				TRUE	9/22/2016	10/25/2016	22.7	0	7%	68%	0.299465	54%	44%	0.0028	0.0000	0.0028
C-46883-1A	Fresno	Open Hearth Fireplace	Certified Pellet Insert	2.1		Non-Catalytic	TRUE	8/1/2016	8/22/2016	22.7	4.2	7%	68%	0.299465	24%	59%	0.0013	0.0000	0.0012
C-46904-1A	Stanislaus	Open Hearth Fireplace	Gas Fireplace				TRUE	8/5/2016	9/13/2016	22.7	0	7%	68%	0.299465	54%	44%	0.0028	0.0000	0.0028
C-46905-1A	San Joaquin	Open Hearth Fireplace	Gas Insert				TRUE	8/12/2016	9/8/2016	22.7	0	7%	68%	0.299465	61%	38%	0.0032	0.0000	0.0032
C-46928-1A	Fresno	Freestanding Non-Certified Wood Stove	Gas Insert				TRUE	9/15/2016	10/24/2016	29.5	0	54%	68%	2.09	24%	59%	0.0115	0.0000	0.0115
C-46929-1A	Kern	Open Hearth Fireplace	Gas Insert				TRUE	8/19/2016	9/8/2016	22.7	0	7%	68%	0.299465	31%	51%	0.0016	0.0000	0.0016
C-46930-1A	Kings	Open Hearth Fireplace	Gas Insert				TRUE	8/31/2016	9/13/2016	22.7	0	7%	68%	0.299465	48%	48%	0.0025	0.0000	0.0025
C-46932-1A	Tulare	Open Hearth Fireplace	Gas Insert				TRUE	8/19/2016	9/13/2016	22.7	0	7%	68%	0.299465	53%	43%	0.0028	0.0000	0.0028
C-46933-1A	Tulare	Open Hearth Fireplace	Gas Insert				TRUE	8/3/2016	8/22/2016	22.7	0	7%	68%	0.299465	53%	43%	0.0028	0.0000	0.0028
C-46934-1A	San Joaquin	Open Hearth Fireplace	Gas Insert				TRUE	7/24/2016	9/8/2016	22.7	0	7%	68%	0.299465	61%	38%	0.0032	0.0000	0.0032
C-46959-1A	Fresno	Open Hearth Fireplace	Certified Wood Insert	2.6		Non-Catalytic	TRUE	8/6/2016	8/26/2016	22.7	5.2	7%	68%	0.299465	24%	59%	0.0013	0.0000	0.0012
C-46961-1A	Tulare	Open Hearth Fireplace	Certified Wood Insert	1.6		Non-Catalytic	TRUE	10/18/2016	11/22/2016	22.7	3.2	7%	68%	0.299465	53%	43%	0.0028	0.0000	0.0027
C-46964-1A	Tulare	Open Hearth Fireplace	Gas Insert				TRUE	10/17/2016	11/1/2016	22.7	0	7%	68%	0.299465	53%	43%	0.0028	0.0000	0.0028
C-46965-1A	Fresno	Non-Certified Pellet Insert	Gas Insert				TRUE	8/31/2016	12/12/2016	2.9	0	68%	68%	2.1	24%	59%	0.0011	0.0000	0.0011
C-46966-1A	Fresno	Open Hearth Fireplace	Gas Insert				TRUE	8/4/2016	9/1/2016	22.7	0	7%	68%	0.299465	24%	59%	0.0013	0.0000	0.0013
C-46967-1A	Fresno	Open Hearth Fireplace	Gas Insert				TRUE	7/29/2016	8/22/2016	22.7	0	7%	68%	0.299465	24%	59%	0.0013	0.0000	0.0013
C-46968-1A	San Joaquin	Open Hearth Fireplace	Gas Insert				FALSE	8/5/2016	9/1/2016	22.7	0	7%	68%	0.299465	100%	0%	0.0052	0.0000	0.0052
C-46992-1A	Tulare	Open Hearth Fireplace	Gas Fireplace				TRUE	9/8/2016	2/21/2017	22.7	0	7%	68%	0.299465	53%	43%	0.0028	0.0000	0.0028
C-47003-1A	San Joaquin	Freestanding Non-Certified Wood Stove	Gas Insert				TRUE	10/10/2016	11/7/2016	29.5</									

SAN JOAQUIN VALLEY UNIFIED AIR POLLUTION CONTROL DISTRICT

2021 Annual Demonstration Report

August 31, 2022

Contract#	County	OldDeviceType	NewDeviceType	EmissionRating	OverallEfficiency	DeviceSubtype	PipedNatGa	InstallDate	ClaimDate	Emission Factor		Efficiency		FuelUse	Non-Curtailment %		Emissions (tpy PM2.5)		
										EF_Old	EF_New	Eff_Old	Eff_New		B _{all}	B _{reg}	Before	After	Reduction
C-47098-1A	San Joaquin	Open Hearth Fireplace	Certified Pellet Insert	1.1		Non-Catalytic	FALSE	10/9/2016	11/14/2016	22.7	2.2	7%	68%	0.299465	100%	0%	0.0052	0.0001	0.0052
C-47107-1A	Stanislaus	Certified Pellet Insert	Gas Insert				TRUE	8/11/2016	9/8/2016	2.9	0	68%	68%	2.1	54%	44%	0.0025	0.0000	0.0025
C-47108-1A	Fresno	Open Hearth Fireplace	Certified Wood Insert	2.6		Non-Catalytic	TRUE	8/24/2016	10/24/2016	22.7	5.2	7%	68%	0.299465	24%	59%	0.0013	0.0000	0.0012
C-47111-1A	Stanislaus	Open Hearth Fireplace	Gas Fireplace				FALSE	8/22/2016	4/19/2017	22.7	0	7%	68%	0.299465	100%	0%	0.0052	0.0000	0.0052
C-47117-1A	Fresno	Open Hearth Fireplace	Certified Wood Insert	2.6		Non-Catalytic	TRUE	9/6/2016	3/22/2017	22.7	5.2	7%	68%	0.299465	24%	59%	0.0013	0.0000	0.0012
C-47118-1A	Tulare	Freestanding Non-Certified Wood Stove	Gas Insert				TRUE	10/4/2016	2/1/2017	29.5	0	54%	68%	2.4	53%	43%	0.0291	0.0000	0.0291
C-47119-1A	Kings	Freestanding Non-Certified Wood Stove	Gas Insert				TRUE	8/16/2016	9/8/2016	29.5	0	54%	68%	1.16	48%	48%	0.0125	0.0000	0.0125
C-47120-1A	Stanislaus	Freestanding Non-Certified Wood Stove	Freestanding Certified Wood Stove	3.9		Non-Catalytic	TRUE	9/27/2016	10/24/2016	29.5	7.8	54%	68%	1.55	54%	44%	0.0191	0.0045	0.0146
C-47139-1A	Stanislaus	Open Hearth Fireplace	Certified Wood Insert	4.2		Non-Catalytic	TRUE	12/28/2016	1/25/2017	22.7	8.4	7%	68%	0.299465	54%	44%	0.0028	0.0001	0.0027
C-47147-1A	Stanislaus	Freestanding Non-Certified Wood Stove	Gas Insert				FALSE	9/2/2016	9/20/2016	29.5	0	54%	68%	1.55	100%	0%	0.0352	0.0000	0.0352
C-47148-1A	Tulare	Certified Wood Insert	Gas Insert				FALSE	8/19/2016	9/8/2016	14.5785	0	68%	68%	2.1	100%	0%	0.0236	0.0000	0.0236
C-47149-2B	Tulare	Open Hearth Fireplace	Gas Insert				TRUE	10/22/2016	11/1/2016	22.7	0	7%	68%	0.299465	53%	43%	0.0028	0.0000	0.0028
C-47160-1A	Fresno	Open Hearth Fireplace	Gas Insert				FALSE	8/16/2016	10/17/2016	22.7	0	7%	68%	0.299465	100%	0%	0.0052	0.0000	0.0052
C-47161-1A	San Joaquin	Freestanding Non-Certified Wood Stove	Gas Insert				TRUE	9/10/2016	11/1/2016	29.5	0	54%	68%	1.15	61%	38%	0.0159	0.0000	0.0159
C-47162-1A	Stanislaus	Open Hearth Fireplace	Gas Insert				TRUE	8/17/2016	9/12/2016	22.7	0	7%	68%	0.299465	54%	44%	0.0028	0.0000	0.0028
C-47174-1A	Stanislaus	Open Hearth Fireplace	Gas Fireplace				TRUE	10/5/2016	11/1/2016	22.7	0	7%	68%	0.299465	54%	44%	0.0028	0.0000	0.0028
C-47175-1A	San Joaquin	Open Hearth Fireplace	Gas Insert				FALSE	8/29/2016	9/12/2016	22.7	0	7%	68%	0.299465	100%	0%	0.0052	0.0000	0.0052
C-47176-1A	San Joaquin	Open Hearth Fireplace	Certified Wood Insert	3.4		Non-Catalytic	FALSE	9/6/2016	9/24/2016	22.7	6.8	7%	68%	0.299465	100%	0%	0.0052	0.0002	0.0051
C-47178-1A	Merced	Open Hearth Fireplace	Gas Insert				FALSE	11/17/2016	12/15/2016	22.7	0	7%	68%	0.299465	100%	0%	0.0052	0.0000	0.0052
C-47179-1A	Merced	Open Hearth Fireplace	Gas Insert				TRUE	8/31/2016	10/4/2016	22.7	0	7%	68%	0.299465	68%	32%	0.0035	0.0000	0.0035
C-47191-1A	San Joaquin	Freestanding Non-Certified Wood Stove	Gas Insert				TRUE	8/18/2016	10/25/2016	29.5	0	54%	68%	1.15	61%	38%	0.0159	0.0000	0.0159
C-47196-1A	Fresno	Open Hearth Fireplace	Certified Wood Insert	3.6		Non-Catalytic	TRUE	8/26/2016	9/20/2016	22.7	7.2	7%	68%	0.299465	24%	59%	0.0013	0.0001	0.0012
C-47220-1A	Fresno	Open Hearth Fireplace	Gas Insert				TRUE	9/15/2016	10/5/2016	22.7	0	7%	68%	0.299465	24%	59%	0.0013	0.0000	0.0013
C-47230-1A	Stanislaus	Open Hearth Fireplace	Gas Insert				TRUE	8/24/2016	9/8/2016	22.7	0	7%	68%	0.299465	54%	44%	0.0028	0.0000	0.0028
C-47231-1A	Madera	Open Hearth Fireplace	Gas Insert				TRUE	9/7/2016	9/26/2016	22.7	0	7%	68%	0.299465	33%	57%	0.0017	0.0000	0.0017
C-47232-1A	Stanislaus	Open Hearth Fireplace	Gas Insert				TRUE	11/3/2016	12/6/2016	22.7	0	7%	68%	0.299465	54%	44%	0.0028	0.0000	0.0028
C-47234-1A	Stanislaus	Open Hearth Fireplace	Gas Insert				FALSE	8/19/2016	10/13/2016	22.7	0	7%	68%	0.299465	100%	0%	0.0052	0.0000	0.0052
C-47237-1A	San Joaquin	Freestanding Non-Certified Wood Stove	Gas Insert				TRUE	10/2/2016	11/1/2016	29.5	0	54%	68%	1.15	61%	38%	0.0159	0.0000	0.0159
C-47238-2B	Kern	Open Hearth Fireplace	Gas Insert				TRUE	9/23/2016	10/17/2016	22.7	0	7%	68%	0.299465	31%	51%	0.0016	0.0000	0.0016
C-47254-1A	Tulare	Open Hearth Fireplace	Gas Insert				FALSE	9/1/2016	10/13/2016	22.7	0	7%	68%	0.299465	100%	0%	0.0052	0.0000	0.0052
C-47255-1A	San Joaquin	Open Hearth Fireplace	Gas Insert				TRUE	9/21/2016	12/14/2016	22.7	0	7%	68%	0.299465	61%	38%	0.0032	0.0000	0.0032
C-47256-1A	Fresno	Open Hearth Fireplace	Certified Wood Insert	2.6		Non-Catalytic	TRUE	9/2/2016	11/22/2016	22.7	5.2	7%	68%	0.299465	24%	59%	0.0013	0.0000	0.0012
C-47257-1A	Fresno	Open Hearth Fireplace	Certified Wood Insert	2.6		Non-Catalytic	TRUE	9/2/2016	11/22/2016	22.7	5.2	7%	68%	0.299465	24%	59%	0.0013	0.0000	0.0012
C-47258-1A	Madera	Non-Certified Pellet Insert	Gas Insert				TRUE	8/15/2016	9/12/2016	2.9	0	68%	68%	2.1	33%	57%	0.0016	0.0000	0.0016
C-47259-1A	Fresno	Non-Certified Pellet Insert	Gas Insert				FALSE	8/26/2016	9/13/2016	2.9	0	68%	68%	2.1	100%	0%	0.0047	0.0000	0.0047
C-47261-1A	Fresno	Open Hearth Fireplace	Certified Pellet Insert	1		Non-Catalytic	TRUE	10/28/2016	12/6/2016	22.7	2	7%	68%	0.299465	24%	59%	0.0013	0.0000	0.0012
C-47262-1A	San Joaquin	Non-Certified Wood Insert	Certified Wood Insert	2.7		Non-Catalytic	FALSE	9/10/2016	12/6/2016	29.5	5.4	54%	68%	2.1	100%	0%	0.0477	0.0069	0.0408
C-47264-1A	Fresno	Non-Certified Wood Insert	Certified Wood Insert	2.6		Non-Catalytic	TRUE	9/14/2016	10/5/2016	29.5	5.2	54%	68%	2.1	24%	59%	0.0115	0.0022	0.0094
C-47265-1A	Fresno	Open Hearth Fireplace	Gas Fireplace				FALSE	11/24/2016	6/6/2017	22.7	0	7%	68%	0.299465	100%	0%	0.0052	0.0000	0.0052
C-47266-1A	San Joaquin	Open Hearth Fireplace	Gas Insert				TRUE	9/7/2016	10/4/2016	22.7	0	7%	68%	0.299465	61%	38%	0.0032	0.0000	0.0032
C-47267-1A	Madera	Freestanding Non-Certified Wood Stove	Freestanding Certified Wood Stove	3.9		Non-Catalytic	TRUE	11/17/2016	12/20/2016	29.5	7.8	54%	68%	2.61	33%	57%	0.0198	0.0051	0.0146
C-47268-1A	Madera	Freestanding Non-Certified Wood Stove	Freestanding Certified Wood Stove	2.1		75 Non-Catalytic	TRUE	8/17/2016	9/20/2016	29.5	4.2	54%	75%	2.61	33%	57%	0.0198	0.0025	0.0173
C-47269-1A	San Joaquin	Non-Certified Wood Insert	Certified Wood Insert	4.2		Non-Catalytic	FALSE	9/12/2016	11/1/2016	29.5	8.4	54%	68%	2.1	100%	0%	0.0477	0.0108	0.0369
C-47273-1A	Merced	Open Hearth Fireplace	Gas Insert				TRUE	10/25/2016	3/1/2017	22.7	0	7%	68%	0.299465	68%	32%	0.0035	0.0000	0.0035
C-47282-1A	Madera	Open Hearth Fireplace	Certified Wood Insert	3.4		Non-Catalytic	TRUE	8/23/2016	9/8/2016	22.7	6.8	7%	68%	0.299465	33%	57%	0.0017	0.0001	0.0017
C-47291-1A	Stanislaus	Open Hearth Fireplace	Gas Insert				TRUE	11/14/2016	12/12/2016	22.7	0	7%	68%	0.299465	54%	44%	0.0028	0.0000	0.0028
C-47293-1A	Fresno	Open Hearth Fireplace	Certified Wood Insert	2.6		Non-Catalytic	TRUE	9/7/2016	11/1/2016	22.7	5.2	7%	68%	0.299465	24%	59%	0.0013	0.0000	0.0012
C-47294-1A	Fresno	Open Hearth Fireplace	Certified Wood Insert	2.6		Non-Catalytic	TRUE	9/1/2016	1/25/2017	22.7	5.2	7%	68%	0.299465	24%	59%	0.0013	0.0000	0.0012
C-47295-1A	Stanislaus	Open Hearth Fireplace	Gas Insert				TRUE	9/2/2016	10/3/2016	22.7	0	7%	68%	0.299465	54%	44%	0.0028	0.0000	0.0028
C-47296-1A	Stanislaus	Open Hearth Fireplace	Gas Insert				TRUE	8/29/2016	10/4/2016	22.7	0	7%	68%	0.299465	54%	44%	0.0028	0.0000	0.0028
C-47297-1A	Stanislaus	Open Hearth Fireplace	Gas Insert				TRUE	10/24/2016	12/5/2016	22.7	0	7%	68%	0.299465	54%	44%	0.0028	0.0000	0.0028
C-47298-1A	San Joaquin	Open Hearth Fireplace	Gas Insert				TRUE	8/26/2016	10/13/2016	22.7	0	7%	68%	0.299465	61%	38%	0.0032	0.0000	0.0032
C-47315-1A	Stanislaus	Open Hearth Fireplace	Gas Insert				TRUE	8/29/2016	9/13/2016	22.7	0	7%	68%	0.299465	54%	44%	0.0028	0.0000	0.0028
C-47317-1A	San Joaquin	Freestanding Non-Certified Wood Stove	Gas Insert				FALSE	9/15/2016	10/13/2016	29.5	0	54%	68%	1.15	100%	0%	0.0261	0.0000	0.0261
C-47318-1A	Kern	Freestanding Non-Certified Wood Stove	Gas Insert				FALSE	10/31/2016	2/10/2017	29.5	0	54%	68%	1.57	100%	0%	0.0357	0.0000	0.0357
C-47319-1A	Stanislaus	Open Hearth Fireplace	Gas Fireplace				FALSE	8/30/2016	10/24/2016	22.7	0	7%	68%	0.299465	100%	0%	0.0052	0.0000	0.0052
C-47321-1A	Fresno	Open Hearth Fireplace	Certified Wood Insert	2.6		Non-Catalytic	TRUE	10/22/2016	11/7/2016	22.7	5.2	7%	68%	0.299465	24%	59%	0.0013	0.0000	0.0012
C-47322-1A	Stanislaus	Open Hearth Fireplace	Gas Insert				TRUE	9/12/2016	1/25/2017	22.7	0	7%	68%	0.299465	54%	44%	0.0028	0.0000	0.0028
C-47323-1A	San Joaquin	Open Hearth Fireplace	Gas Insert				TRUE	10/4/2016	11/1/2016	22.7	0	7%	68%	0.299465	61%	38%	0.0032</		

SAN JOAQUIN VALLEY UNIFIED AIR POLLUTION CONTROL DISTRICT

Contract#	County	OldDeviceType	NewDeviceType	EmissionRating	OverallEfficiency	DeviceSubtype	PipedNatGa	InstallDate	ClaimDate	Emission Factor		Efficiency		FuelUse	Non-Curtailment %		Emissions (tpy PM2.5)		
										EF_Old	EF_New	Eff_Old	Eff_New		B_all	B_reg	Before	After	Reduction
C-47461-1A	Fresno	Freestanding Non-Certified Wood Stove	Gas Insert				TRUE	8/28/2016	10/4/2016	29.5	0	54%	68%	2.09	24%	59%	0.0115	0.0000	0.0115
C-47462-1A	Fresno	Non-Certified Wood Insert	Certified Wood Insert	4.1		Non-Catalytic	TRUE	8/24/2016	10/4/2016	29.5	8.2	54%	68%	2.1	24%	59%	0.0115	0.0034	0.0081
C-47469-1A	Fresno	Open Hearth Fireplace	Certified Wood Insert	2.6		Non-Catalytic	TRUE	9/23/2016	3/15/2017	22.7	5.2	7%	68%	0.299465	24%	59%	0.0013	0.0000	0.0012
C-47470-1A	Fresno	Open Hearth Fireplace	Certified Wood Insert	2.6		Non-Catalytic	TRUE	8/26/2016	9/28/2016	22.7	5.2	7%	68%	0.299465	24%	59%	0.0013	0.0000	0.0012
C-47471-1A	San Joaquin	Open Hearth Fireplace	Gas Fireplace				TRUE	10/18/2016	12/6/2016	22.7	0	7%	68%	0.299465	61%	38%	0.0032	0.0000	0.0032
C-47472-1A	Madera	Open Hearth Fireplace	Certified Wood Insert	2.6		Non-Catalytic	TRUE	9/12/2016	11/14/2016	22.7	5.2	7%	68%	0.299465	33%	57%	0.0017	0.0001	0.0017
C-47474-1A	San Joaquin	Open Hearth Fireplace	Gas Insert				TRUE	9/27/2016	10/17/2016	22.7	0	7%	68%	0.299465	61%	38%	0.0032	0.0000	0.0032
C-47526-1A	Fresno	Open Hearth Fireplace	Certified Wood Insert	2.6		Non-Catalytic	TRUE	10/11/2016	10/17/2016	22.7	5.2	7%	68%	0.299465	24%	59%	0.0013	0.0000	0.0012
C-47528-1A	Madera	Non-Certified Wood Insert	Certified Pellet Insert	1.5		76 Non-Catalytic	TRUE	10/16/2016	11/7/2016	29.5	3	54%	76%	2.1	33%	57%	0.0159	0.0014	0.0145
C-47529-2B	San Joaquin	Freestanding Non-Certified Wood Stove	Freestanding Certified Wood Stove	2		Non-Catalytic	FALSE	10/27/2016	9/5/2017	29.5	4	54%	68%	1.15	100%	0%	0.0261	0.0028	0.0233
C-47530-1A	Fresno	Open Hearth Fireplace	Gas Insert				FALSE	9/22/2016	11/14/2016	22.7	0	7%	68%	0.299465	100%	0%	0.0052	0.0000	0.0052
C-47531-1A	Stanislaus	Open Hearth Fireplace	Gas Insert				TRUE	10/31/2016	2/10/2017	22.7	0	7%	68%	0.299465	54%	44%	0.0028	0.0000	0.0028
C-47532-1A	Merced	Open Hearth Fireplace	Gas Insert				TRUE	9/8/2016	10/4/2016	22.7	0	7%	68%	0.299465	68%	32%	0.0035	0.0000	0.0035
C-47564-1A	San Joaquin	Open Hearth Fireplace	Gas Insert				TRUE	11/18/2016	12/19/2016	22.7	0	7%	68%	0.299465	61%	38%	0.0032	0.0000	0.0032
C-47565-1A	Fresno	Open Hearth Fireplace	Gas Insert				TRUE	9/1/2016	10/13/2016	22.7	0	7%	68%	0.299465	24%	59%	0.0013	0.0000	0.0013
C-47578-1A	Fresno	Open Hearth Fireplace	Gas Insert				TRUE	9/7/2016	10/4/2016	22.7	0	7%	68%	0.299465	24%	59%	0.0013	0.0000	0.0013
C-47580-1A	Stanislaus	Open Hearth Fireplace	Gas Insert				TRUE	9/9/2016	10/3/2016	22.7	0	7%	68%	0.299465	54%	44%	0.0028	0.0000	0.0028
C-47581-1A	Fresno	Non-Certified Wood Insert	Certified Pellet Insert	2.1		Non-Catalytic	TRUE	10/1/2016	10/11/2016	29.5	4.2	54%	68%	2.1	24%	59%	0.0115	0.0018	0.0098
C-47582-1A	Tulare	Open Hearth Fireplace	Gas Insert				TRUE	9/5/2016	9/12/2016	22.7	0	7%	68%	0.299465	53%	43%	0.0028	0.0000	0.0028
C-47613-1A	Fresno	Open Hearth Fireplace	Certified Wood Insert	1.3		70 Non-Catalytic	FALSE	10/4/2016	1/25/2017	22.7	2.6	7%	70%	0.299465	100%	0%	0.0052	0.0001	0.0052
C-47615-1A	San Joaquin	Open Hearth Fireplace	Certified Wood Insert	4.2		Non-Catalytic	FALSE	10/11/2016	11/1/2016	22.7	8.4	7%	68%	0.299465	100%	0%	0.0052	0.0002	0.0050
C-47617-2B	Fresno	Open Hearth Fireplace	Gas Insert				TRUE	10/4/2016	1/17/2017	22.7	0	7%	68%	0.299465	24%	59%	0.0013	0.0000	0.0013
C-47640-1A	Fresno	Non-Certified Wood Insert	Certified Pellet Insert	2.4		Non-Catalytic	FALSE	10/25/2016	12/12/2016	29.5	4.8	54%	68%	2.1	100%	0%	0.0477	0.0062	0.0415
C-47641-1A	Fresno	Open Hearth Fireplace	Gas Insert				FALSE	9/26/2016	10/17/2016	22.7	0	7%	68%	0.299465	100%	0%	0.0052	0.0000	0.0052
C-47642-1A	San Joaquin	Open Hearth Fireplace	Gas Insert				TRUE	9/20/2016	10/3/2016	22.7	0	7%	68%	0.299465	61%	38%	0.0032	0.0000	0.0032
C-47643-1A	Fresno	Open Hearth Fireplace	Gas Insert				FALSE	10/14/2016	1/25/2017	22.7	0	7%	68%	0.299465	100%	0%	0.0052	0.0000	0.0052
C-47644-1A	Fresno	Open Hearth Fireplace	Gas Insert				TRUE	9/7/2016	10/4/2016	22.7	0	7%	68%	0.299465	24%	59%	0.0013	0.0000	0.0013
C-47645-1A	Fresno	Freestanding Non-Certified Wood Stove	Freestanding Certified Wood Stove	3.5		Non-Catalytic	TRUE	9/22/2016	10/13/2016	29.5	7	54%	68%	2.09	24%	59%	0.0115	0.0029	0.0086
C-47650-1A	Fresno	Open Hearth Fireplace	Certified Pellet Insert	2.1		Non-Catalytic	TRUE	9/24/2016	10/6/2016	22.7	4.2	7%	68%	0.299465	24%	59%	0.0013	0.0000	0.0012
C-47651-1A	Fresno	Open Hearth Fireplace	Gas Insert				FALSE	11/3/2016	1/24/2017	22.7	0	7%	68%	0.299465	100%	0%	0.0052	0.0000	0.0052
C-47652-1A	Stanislaus	Open Hearth Fireplace	Gas Insert				TRUE	9/28/2016	11/1/2016	22.7	0	7%	68%	0.299465	54%	44%	0.0028	0.0000	0.0028
C-47653-1A	Fresno	Open Hearth Fireplace	Gas Insert				TRUE	10/21/2016	12/16/2016	22.7	0	7%	68%	0.299465	24%	59%	0.0013	0.0000	0.0013
C-47654-1A	San Joaquin	Open Hearth Fireplace	Gas Fireplace				TRUE	11/14/2016	3/1/2017	22.7	0	7%	68%	0.299465	61%	38%	0.0032	0.0000	0.0032
C-47655-1A	Tulare	Open Hearth Fireplace	Gas Insert				FALSE	11/7/2016	1/25/2017	22.7	0	7%	68%	0.299465	100%	0%	0.0052	0.0000	0.0052
C-47657-1A	Fresno	Open Hearth Fireplace	Gas Insert				TRUE	10/6/2016	11/1/2016	22.7	0	7%	68%	0.299465	24%	59%	0.0013	0.0000	0.0013
C-47658-1A	Madera	Non-Certified Wood Insert	Certified Wood Insert	3		Non-Catalytic	FALSE	9/26/2016	11/14/2016	29.5	6	54%	68%	2.1	100%	0%	0.0477	0.0077	0.0400
C-47659-1A	Kings	Non-Certified Wood Insert	Certified Wood Insert	3.6		Non-Catalytic	TRUE	12/17/2016	3/15/2017	29.5	7.2	54%	68%	2.1	48%	48%	0.0227	0.0050	0.0177
C-47660-1A	Stanislaus	Open Hearth Fireplace	Gas Insert				FALSE	9/12/2016	10/3/2016	22.7	0	7%	68%	0.299465	100%	0%	0.0052	0.0000	0.0052
C-47679-1A	Fresno	Open Hearth Fireplace	Certified Wood Insert	3.9		Non-Catalytic	TRUE	10/14/2016	11/8/2016	22.7	7.8	7%	68%	0.299465	24%	59%	0.0013	0.0001	0.0012
C-47706-1A	Stanislaus	Open Hearth Fireplace	Gas Insert				TRUE	9/30/2016	12/7/2016	22.7	0	7%	68%	0.299465	54%	44%	0.0028	0.0000	0.0028
C-47707-1A	Stanislaus	Non-Certified Pellet Insert	Gas Insert				TRUE	10/20/2016	12/7/2016	2.9	0	68%	68%	2.1	54%	44%	0.0025	0.0000	0.0025
C-47708-1A	Fresno	Freestanding Non-Certified Wood Stove	Freestanding Certified Wood Stove	4.1		74 Non-Catalytic	TRUE	11/8/2016	12/14/2016	29.5	8.2	54%	74%	2.09	24%	59%	0.0115	0.0031	0.0083
C-47709-1A	Fresno	Open Hearth Fireplace	Certified Wood Insert	2.6		Non-Catalytic	TRUE	9/23/2016	11/7/2016	22.7	5.2	7%	68%	0.299465	24%	59%	0.0013	0.0000	0.0012
C-47715-1A	Merced	Open Hearth Fireplace	Gas Insert				FALSE	11/1/2016	1/24/2017	22.7	0	7%	68%	0.299465	100%	0%	0.0052	0.0000	0.0052
C-47716-1A	Madera	Open Hearth Fireplace	Certified Wood Insert	0.58		80 Catalytic	TRUE	11/2/2016	12/29/2016	22.7	1.16	7%	80%	0.299465	33%	57%	0.0017	0.0000	0.0017
C-47717-1A	Merced	Open Hearth Fireplace	Gas Insert				TRUE	10/11/2016	11/14/2016	22.7	0	7%	68%	0.299465	68%	32%	0.0035	0.0000	0.0035
C-47723-1A	Stanislaus	Open Hearth Fireplace	Gas Insert				TRUE	10/18/2016	11/7/2016	22.7	0	7%	68%	0.299465	54%	44%	0.0028	0.0000	0.0028
C-47727-1A	Fresno	Open Hearth Fireplace	Gas Fireplace				TRUE	10/25/2016	2/6/2017	22.7	0	7%	68%	0.299465	24%	59%	0.0013	0.0000	0.0013
C-47739-1A	Fresno	Open Hearth Fireplace	Certified Wood Insert	2.6		Non-Catalytic	TRUE	10/24/2016	11/8/2016	22.7	5.2	7%	68%	0.299465	24%	59%	0.0013	0.0000	0.0012
C-47740-1A	Fresno	Open Hearth Fireplace	Certified Wood Insert	2.6		Non-Catalytic	TRUE	9/26/2016	10/24/2016	22.7	5.2	7%	68%	0.299465	24%	59%	0.0013	0.0000	0.0012
C-47745-1A	Fresno	Open Hearth Fireplace	Certified Pellet Insert	2.1		Non-Catalytic	FALSE	9/12/2016	10/6/2016	22.7	4.2	7%	68%	0.299465	100%	0%	0.0052	0.0001	0.0051
C-47751-1A	Fresno	Non-Certified Wood Insert	Certified Wood Insert	2.6		Non-Catalytic	TRUE	10/3/2016	11/1/2016	29.5	5.2	54%	68%	2.1	24%	59%	0.0115	0.0022	0.0094
C-47752-1A	Tulare	Open Hearth Fireplace	Certified Wood Insert	4.5		71 Non-Catalytic	TRUE	9/28/2016	11/1/2016	22.7	9	7%	71%	0.299465	53%	43%	0.0028	0.0001	0.0027
C-47753-1A	San Joaquin	Freestanding Non-Certified Wood Stove	Gas Insert				TRUE	10/3/2016	10/17/2016	29.5	0	54%	68%	1.15	61%	38%	0.0159	0.0000	0.0159
C-47754-1A	Stanislaus	Open Hearth Fireplace	Gas Fireplace				FALSE	9/21/2016	4/19/2017	22.7	0	7%	68%	0.299465	100%	0%	0.0052	0.0000	0.0052
C-47755-1A	Merced	Freestanding Non-Certified Wood Stove	Gas Insert				TRUE	10/26/2016	11/22/2016	29.5	0	54%	68%	2.67	68%	32%	0.0409	0.0000	0.0409
C-47756-1A	Stanislaus	Open Hearth Fireplace	Gas Insert				TRUE	10/11/2016	11/1/2016	22.7	0	7%	68%	0.299465	54%	44%	0.0028	0.0000	0.0028
C-47757-1A	Stanislaus	Open Hearth Fireplace	Gas Fireplace				TRUE	10/7/2016	3/30/2017	22.7	0	7%	68%	0.299465	54%	44%	0.0028	0.0000	0.0028
C-47758-1A	Madera	Freestanding Non-Certified Wood Stove	Freestanding Certified Wood Stove	4.1		74 Non-Catalytic	TRUE	11/10/2016	1/25/2017	29.5	8.2	54%	74%	2.61	33%	57%	0.0198	0.0050	0.0148
C-47762-1A	Fresno	Freestanding Certified Wood Stove	Freestanding Gas Stove				TRUE	11/23/2016	6/21/2017	14.5785	0	68%	68%	2.09	24%	59%	0.0057	0.0000	0.0057
C-47771-1A	Stanislaus	Open Hearth Fireplace	Gas Fireplace				FALSE	9/20/2016	2/23/2017	22.7	0	7%	68%	0.299465	100%	0%	0.0052	0.0000	0.0052
C-47778-1A	Stanislaus	Freestanding Non-Certified Wood Stove	Freestanding Certified Wood Stove	3.5		73 Non-Catalytic	FALSE	11/8/2016	1/25/2017	29.5	7	54%	73%	1.55	100%	0%	0.0352	0.0062	0.0290
C-47779-1A	Fresno	Open Hearth Fireplace	Gas Insert				TRUE	9/20/2016	10/13/2016	22.7	0	7%	68%	0.299465	24%	59%	0.0013	0.0000	0.0013
C-47780-1A	Fresno	Freestanding Non-Certified Wood Stove	Freestanding Certified Wood Stove	4.2		Non-Catalytic	TRUE	9/22/2016	12/6/2016	29.5	8.4	54%	68%	2.09	24%	59%	0.0115	0.0035	0.0080
C-47781-1A	Fresno	Open Hearth Fireplace	Gas Insert				TRUE	9/20/2016	1/24/2017	22.7	0	7%	68%	0.299465	24%	59%	0.0013	0.0000	0.0013
C-47782-1A	Fresno	Open Hearth Fireplace	Gas Insert				TRUE	9/9/2016	10/4/2016	22.7	0								

SAN JOAQUIN VALLEY UNIFIED AIR POLLUTION CONTROL DISTRICT

2021 Annual Demonstration Report

August 31, 2022

Contract#	County	OldDeviceType	NewDeviceType	EmissionRating	OverallEfficiency	DeviceSubtype	PipedNatGas	InstallDate	ClaimDate	Emission Factor		Efficiency		FuelUse	Non-Curtailment %		Emissions (tpy PM2.5)		
										EF_Old	EF_New	Eff_Old	Eff_New		B _{all}	B _{reg}	Before	After	Reduction
C-47868-1A	Madera	Freestanding Non-Certified Wood Stove	Freestanding Certified Wood Stove	3.9		Non-Catalytic	FALSE	11/4/2016	12/7/2016	29.5	7.8	54%	68%	2.61	100%	0%	0.0593	0.0124	0.0468
C-47869-1A	Fresno	Open Hearth Fireplace	Certified Wood Insert	2.6		Non-Catalytic	TRUE	9/28/2016	10/24/2016	22.7	5.2	7%	68%	0.299465	24%	59%	0.0013	0.0000	0.0012
C-47870-1A	Fresno	Open Hearth Fireplace	Certified Wood Insert	2.6		Non-Catalytic	TRUE	11/22/2016	1/25/2017	22.7	5.2	7%	68%	0.299465	24%	59%	0.0013	0.0000	0.0012
C-47871-1A	Fresno	Open Hearth Fireplace	Certified Wood Insert	2.6		Non-Catalytic	TRUE	10/17/2016	11/7/2016	22.7	5.2	7%	68%	0.299465	24%	59%	0.0013	0.0000	0.0012
C-47872-1A	Fresno	Non-Certified Wood Insert	Certified Wood Insert	2.6		Non-Catalytic	TRUE	9/16/2016	11/28/2016	29.5	5.2	54%	68%	2.1	24%	59%	0.0115	0.0022	0.0094
C-47873-1A	Stanislaus	Wood-burning firebox	Gas Fireplace				FALSE	11/1/2016	2/14/2017	22.7	0	7%	68%	0.299465	100%	0%	0.0052	0.0000	0.0052
C-47874-1A	Fresno	Open Hearth Fireplace	Gas Insert				TRUE	10/12/2016	11/1/2016	22.7	0	7%	68%	0.299465	24%	59%	0.0013	0.0000	0.0013
C-47882-1A	Madera	Freestanding Non-Certified Wood Stove	Freestanding Certified Wood Stove	2.6		Non-Catalytic	TRUE	12/12/2016	2/6/2017	29.5	5.2	54%	68%	2.61	33%	57%	0.0198	0.0034	0.0163
C-47883-1A	Stanislaus	Freestanding Non-Certified Wood Stove	Freestanding Certified Wood Stove	1.9		Non-Catalytic	FALSE	10/22/2016	11/3/2016	29.5	3.8	54%	68%	1.55	100%	0%	0.0352	0.0036	0.0316
C-47884-1A	Fresno	Open Hearth Fireplace	Gas Insert				TRUE	10/25/2016	12/12/2016	22.7	0	7%	68%	0.299465	24%	59%	0.0013	0.0000	0.0013
C-47886-1A	San Joaquin	Open Hearth Fireplace	Gas Insert				TRUE	11/8/2016	2/1/2017	22.7	0	7%	68%	0.299465	61%	38%	0.0032	0.0000	0.0032
C-47887-1A	San Joaquin	Open Hearth Fireplace	Gas Insert				TRUE	11/12/2016	12/19/2016	22.7	0	7%	68%	0.299465	61%	38%	0.0032	0.0000	0.0032
C-47888-1A	Stanislaus	Open Hearth Fireplace	Gas Insert				FALSE	9/28/2016	10/17/2016	22.7	0	7%	68%	0.299465	100%	0%	0.0052	0.0000	0.0052
C-47889-1A	Merced	Non-Certified Wood Insert	Certified Wood Insert	1.9		Non-Catalytic	FALSE	10/12/2016	11/1/2016	29.5	3.8	54%	68%	2.1	100%	0%	0.0477	0.0049	0.0428
C-47890-1A	Fresno	Open Hearth Fireplace	Gas Insert				FALSE	9/30/2016	10/17/2016	22.7	0	7%	68%	0.299465	100%	0%	0.0052	0.0000	0.0052
C-47891-1A	Stanislaus	Open Hearth Fireplace	Gas Insert				TRUE	10/3/2016	11/1/2016	22.7	0	7%	68%	0.299465	54%	44%	0.0028	0.0000	0.0028
C-47913-1A	Fresno	Freestanding Non-Certified Wood Stove	Freestanding Certified Pellet Stove	1.3		70 Non-Catalytic	FALSE	10/5/2016	10/13/2016	29.5	2.6	54%	70%	2.09	100%	0%	0.0475	0.0032	0.0442
C-47914-1A	Fresno	Freestanding Non-Certified Wood Stove	Gas Insert				TRUE	11/9/2016	11/22/2016	29.5	0	54%	68%	2.09	24%	59%	0.0115	0.0000	0.0115
C-47915-1A	San Joaquin	Open Hearth Fireplace	Gas Insert				TRUE	10/3/2016	11/1/2016	22.7	0	7%	68%	0.299465	61%	38%	0.0032	0.0000	0.0032
C-47916-1A	San Joaquin	Open Hearth Fireplace	Gas Fireplace				TRUE	1/27/2017	3/29/2017	22.7	0	7%	68%	0.299465	61%	38%	0.0032	0.0000	0.0032
C-47917-1A	San Joaquin	Open Hearth Fireplace	Certified Pellet Insert	1.5		Non-Catalytic	TRUE	10/3/2016	10/11/2016	22.7	3	7%	68%	0.299465	61%	38%	0.0032	0.0000	0.0031
C-47918-1A	Stanislaus	Open Hearth Fireplace	Gas Insert				TRUE	11/7/2016	2/10/2017	22.7	0	7%	68%	0.299465	54%	44%	0.0028	0.0000	0.0028
C-47919-1A	San Joaquin	Freestanding Non-Certified Wood Stove	Gas Insert				TRUE	1/26/2017	3/1/2017	29.5	0	54%	68%	1.15	61%	38%	0.0159	0.0000	0.0159
C-47921-1A	Fresno	Non-Certified Wood Insert	Certified Wood Insert	4.4		Non-Catalytic	FALSE	10/20/2016	2/15/2017	29.5	8.8	54%	68%	2.1	100%	0%	0.0477	0.0113	0.0364
C-47922-1A	Madera	Open Hearth Fireplace	Certified Wood Insert	1.9		Non-Catalytic	TRUE	11/18/2016	11/28/2016	22.7	3.8	7%	68%	0.299465	33%	57%	0.0017	0.0000	0.0017
C-47924-1A	Stanislaus	Open Hearth Fireplace	Gas Insert				TRUE	10/4/2016	11/1/2016	22.7	0	7%	68%	0.299465	54%	44%	0.0028	0.0000	0.0028
C-47926-1A	Kern	Open Hearth Fireplace	Gas Insert				TRUE	9/27/2016	10/17/2016	22.7	0	7%	68%	0.299465	31%	51%	0.0016	0.0000	0.0016
C-47927-1A	Fresno	Freestanding Non-Certified Wood Stove	Freestanding Gas Stove				TRUE	11/4/2016	12/19/2016	29.5	0	54%	68%	2.09	24%	59%	0.0115	0.0000	0.0115
C-47934-1A	Tulare	Freestanding Non-Certified Wood Stove	Freestanding Certified Wood Stove	3.2		74 Non-Catalytic	TRUE	10/13/2016	11/7/2016	29.5	6.4	54%	74%	2.4	53%	43%	0.0291	0.0051	0.0239
C-47937-1A	Stanislaus	Open Hearth Fireplace	Gas Insert				TRUE	11/1/2016	12/6/2016	22.7	0	7%	68%	0.299465	54%	44%	0.0028	0.0000	0.0028
C-47938-1A	Kern	Open Hearth Fireplace	Gas Insert				TRUE	10/3/2016	2/6/2017	22.7	0	7%	68%	0.299465	31%	51%	0.0016	0.0000	0.0016
C-47939-1A	Stanislaus	Open Hearth Fireplace	Gas Insert				TRUE	10/14/2016	11/14/2016	22.7	0	7%	68%	0.299465	54%	44%	0.0028	0.0000	0.0028
C-47940-1A	Fresno	Open Hearth Fireplace	Gas Insert				TRUE	11/5/2016	12/5/2016	22.7	0	7%	68%	0.299465	24%	59%	0.0013	0.0000	0.0013
C-47941-1A	Fresno	Open Hearth Fireplace	Certified Wood Insert	2.6		Non-Catalytic	TRUE	11/17/2016	12/15/2016	22.7	5.2	7%	68%	0.299465	24%	59%	0.0013	0.0000	0.0012
C-47943-1A	Stanislaus	Open Hearth Fireplace	Gas Insert				TRUE	10/17/2016	11/7/2016	22.7	0	7%	68%	0.299465	54%	44%	0.0028	0.0000	0.0028
C-47944-1A	Fresno	Open Hearth Fireplace	Gas Insert				TRUE	10/11/2016	11/14/2016	22.7	0	7%	68%	0.299465	24%	59%	0.0013	0.0000	0.0013
C-47945-1A	Tulare	Open Hearth Fireplace	Gas Insert				FALSE	9/29/2016	10/17/2016	22.7	0	7%	68%	0.299465	100%	0%	0.0052	0.0000	0.0052
C-47946-1A	Fresno	Open Hearth Fireplace	Certified Wood Insert	2.6		Non-Catalytic	TRUE	10/11/2016	10/17/2016	22.7	5.2	7%	68%	0.299465	24%	59%	0.0013	0.0000	0.0012
C-47947-1A	Stanislaus	Open Hearth Fireplace	Gas Insert				TRUE	12/2/2016	3/7/2017	22.7	0	7%	68%	0.299465	54%	44%	0.0028	0.0000	0.0028
C-47948-1A	Fresno	Freestanding Non-Certified Wood Stove	Freestanding Gas Stove				TRUE	10/24/2016	12/5/2016	29.5	0	54%	68%	2.09	24%	59%	0.0115	0.0000	0.0115
C-47949-1A	Kings	Non-Certified Wood Insert	Certified Wood Insert	3.6		Non-Catalytic	FALSE	10/29/2016	12/6/2016	29.5	7.2	54%	68%	2.1	100%	0%	0.0477	0.0092	0.0385
C-47950-1A	Madera	Open Hearth Fireplace	Gas Insert				FALSE	11/8/2016	12/5/2016	22.7	0	7%	68%	0.299465	100%	0%	0.0052	0.0000	0.0052
C-47952-1A	Merced	Open Hearth Fireplace	Gas Insert				FALSE	10/19/2016	12/6/2016	22.7	0	7%	68%	0.299465	100%	0%	0.0052	0.0000	0.0052
C-47953-1A	Fresno	Open Hearth Fireplace	Gas Insert				TRUE	9/26/2016	10/17/2016	22.7	0	7%	68%	0.299465	24%	59%	0.0013	0.0000	0.0013
C-47963-1A	Fresno	Open Hearth Fireplace	Gas Insert				TRUE	9/29/2016	12/6/2016	22.7	0	7%	68%	0.299465	24%	59%	0.0013	0.0000	0.0013
C-47964-1A	Fresno	Open Hearth Fireplace	Gas Insert				TRUE	10/17/2016	1/24/2017	22.7	0	7%	68%	0.299465	24%	59%	0.0013	0.0000	0.0013
C-47965-1A	Fresno	Open Hearth Fireplace	Gas Insert				TRUE	10/24/2016	11/14/2016	22.7	0	7%	68%	0.299465	24%	59%	0.0013	0.0000	0.0013
C-47966-1A	Madera	Open Hearth Fireplace	Certified Wood Insert	2.6		Non-Catalytic	TRUE	11/1/2016	11/22/2016	22.7	5.2	7%	68%	0.299465	33%	57%	0.0017	0.0001	0.0017
C-47967-1A	Madera	Open Hearth Fireplace	Certified Wood Insert	3.5		Non-Catalytic	FALSE	6/2/2017	6/21/2017	22.7	7	7%	68%	0.299465	100%	0%	0.0052	0.0002	0.0051
C-47968-1A	Tulare	Freestanding Non-Certified Wood Stove	Freestanding Certified Pellet Stove	2.1		Non-Catalytic	FALSE	12/14/2016	2/23/2017	29.5	4.2	54%	68%	2.4	100%	0%	0.0545	0.0062	0.0484
C-47970-1A	Stanislaus	Open Hearth Fireplace	Gas Insert				TRUE	10/25/2016	12/6/2016	22.7	0	7%	68%	0.299465	54%	44%	0.0028	0.0000	0.0028
C-47971-1A	San Joaquin	Freestanding Non-Certified Wood Stove	Gas Insert				FALSE	10/17/2017	11/8/2017	29.5	0	54%	68%	1.15	100%	0%	0.0261	0.0000	0.0261
C-47973-1A	Merced	Open Hearth Fireplace	Gas Insert				TRUE	11/16/2016	12/20/2016	22.7	0	7%	68%	0.299465	68%	32%	0.0035	0.0000	0.0035
C-47975-1A	Fresno	Freestanding Non-Certified Wood Stove	Freestanding Gas Stove				TRUE	11/15/2016	12/15/2016	29.5	0	54%	68%	2.09	24%	59%	0.0115	0.0000	0.0115
C-47976-1A	Fresno	Open Hearth Fireplace	Certified Wood Insert	2.6		Non-Catalytic	TRUE	10/13/2016	10/24/2016	22.7	5.2	7%	68%	0.299465	24%	59%	0.0013	0.0000	0.0012
C-47978-1A	Fresno	Open Hearth Fireplace	Certified Wood Insert	2.6		Non-Catalytic	TRUE	10/10/2016	11/1/2016	22.7	5.2	7%	68%	0.299465	24%	59%	0.0013	0.0000	0.0012
C-47979-1A	Fresno	Open Hearth Fireplace	Certified Wood Insert	2.6		Non-Catalytic	TRUE	10/5/2016	12/15/2016	22.7	5.2	7%	68%	0.299465	24%	59%	0.0013	0.0000	0.0012
C-47981-1A	Kings	Open Hearth Fireplace	Gas Insert				TRUE	10/27/2016	2/10/2017	22.7	0	7%	68%	0.299465	48%	48%	0.0025	0.0000	0.0025
C-47982-1A	Madera	Freestanding Non-Certified Wood Stove	Freestanding Certified Wood Stove	2.6		Non-Catalytic	TRUE	11/2/2016	11/22/2016	29.5	5.2	54%	68%	2.61	33%	57%	0.0198	0.0034	0.0163
C-48011-1A	Fresno	Open Hearth Fireplace	Certified Wood Insert	2.6		Non-Catalytic	TRUE	10/25/2016	12/15/2016	22.7	5.2	7%	68%	0.299465	24%	59%	0.0013	0.0000	0.0012
C-48014-1A	Tulare	Open Hearth Fireplace	Gas Insert				TRUE	11/7/2016	12/20/2016	22.7	0	7%	68%	0.299465	53%	43%	0.0028	0.0000	0.0028
C-48016-1A	Tulare	Freestanding Non-Certified Wood Stove	Gas Insert				TRUE	10/7/2016	11/7/2016	29.5	0	54%	68%	2.4	53%	43%	0.0291	0.0000	0.0291
C-48018-1A	Fresno	Open Hearth Fireplace	Gas Insert				TRUE	10/26/2016	3/15/2017	22.7	0	7%	68%	0.299465	24%	59%	0.0013	0.0000	0.0013
C-48019-1A	Fresno	Open Hearth Fireplace	Certified Pellet Insert	1.5		76 Non-Catalytic	TRUE	11/14/2016	12/15/2016	22.7	3	7%	76%	0.299465	24%	59%	0.0013	0.0000	0.0012
C-48020-1A	Fresno	Open Hearth Fireplace	Gas Insert				TRUE	10/14/2016	11/1/2016	22.7	0	7%	68%	0.299465	24%	59%	0.0013	0.0000	0.0013
C-48021-1A	Fresno	Open Hearth Fireplace	Gas Insert				TRUE	9/27/2016											

SAN JOAQUIN VALLEY UNIFIED AIR POLLUTION CONTROL DISTRICT

2021 Annual Demonstration Report

August 31, 2022

Contract#	County	OldDeviceType	NewDeviceType	EmissionRating	OverallEfficiency	DeviceSubtype	PipedNatGa	InstallDate	ClaimDate	Emission Factor		Efficiency		FuelUse	Non-Curtailment %		Emissions (tpy PM2.5)		
										EF_Old	EF_New	Eff_Old	Eff_New		B_all	B_reg	Before	After	Reduction
C-48110-1A	Stanislaus	Open Hearth Fireplace	Gas Insert				TRUE	10/25/2016	12/6/2016	22.7	0	7%	68%	0.299465	54%	44%	0.0028	0.0000	0.0028
C-48112-1A	Stanislaus	Open Hearth Fireplace	Gas Insert				TRUE	12/17/2016	3/7/2017	22.7	0	7%	68%	0.299465	54%	44%	0.0028	0.0000	0.0028
C-48115-1A	Kern	Open Hearth Fireplace	Gas Insert				TRUE	9/30/2016	10/17/2016	22.7	0	7%	68%	0.299465	31%	51%	0.0016	0.0000	0.0016
C-48116-1A	Stanislaus	Open Hearth Fireplace	Gas Insert				TRUE	12/27/2016	3/7/2017	22.7	0	7%	68%	0.299465	54%	44%	0.0028	0.0000	0.0028
C-48117-1A	San Joaquin	Open Hearth Fireplace	Gas Insert				TRUE	10/10/2016	11/7/2016	22.7	0	7%	68%	0.299465	61%	38%	0.0032	0.0000	0.0032
C-48120-1A	Stanislaus	Freestanding Non-Certified Wood Stove	Freestanding Certified Pellet Stove	2.7		Non-Catalytic	TRUE	12/30/2016	3/15/2017	29.5	5.4	54%	68%	1.55	54%	44%	0.0191	0.0031	0.0160
C-48121-1A	Tulare	Open Hearth Fireplace	Certified Wood Insert	4.5		Non-Catalytic	FALSE	11/29/2016	1/5/2017	22.7	9	7%	68%	0.299465	100%	0%	0.0052	0.0002	0.0050
C-48122-1A	Tulare	Non-Certified Wood Insert	Certified Pellet Insert	1.5		70 Non-Catalytic	FALSE	11/11/2016	12/12/2016	29.5	3	54%	70%	2.1	100%	0%	0.0477	0.0037	0.0440
C-48123-1A	Fresno	Open Hearth Fireplace	Certified Wood Insert	2.6		Non-Catalytic	TRUE	10/17/2016	11/1/2016	22.7	5.2	7%	68%	0.299465	24%	59%	0.0013	0.0000	0.0012
C-48124-1A	Stanislaus	Open Hearth Fireplace	Gas Insert				TRUE	10/12/2016	12/6/2016	22.7	0	7%	68%	0.299465	54%	44%	0.0028	0.0000	0.0028
C-48152-1A	Fresno	Open Hearth Fireplace	Certified Wood Insert	3.4		Non-Catalytic	TRUE	10/6/2016	11/1/2016	22.7	6.8	7%	68%	0.299465	24%	59%	0.0013	0.0001	0.0012
C-48153-1A	San Joaquin	Open Hearth Fireplace	Gas Insert				TRUE	11/30/2016	12/15/2016	22.7	0	7%	68%	0.299465	61%	38%	0.0032	0.0000	0.0032
C-48155-1A	Fresno	Open Hearth Fireplace	Certified Wood Insert	2.6		Non-Catalytic	TRUE	10/28/2016	11/7/2016	22.7	5.2	7%	68%	0.299465	24%	59%	0.0013	0.0000	0.0012
C-48156-1A	Stanislaus	Freestanding Non-Certified Wood Stove	Freestanding Certified Pellet Stove	1.7		72 Non-Catalytic	TRUE	10/7/2016	11/1/2016	29.5	3.4	54%	72%	1.55	54%	44%	0.0191	0.0018	0.0172
C-48158-1A	Stanislaus	Open Hearth Fireplace	Gas Insert				TRUE	10/21/2016	1/24/2017	22.7	0	7%	68%	0.299465	54%	44%	0.0028	0.0000	0.0028
C-48159-1A	Stanislaus	Open Hearth Fireplace	Gas Insert				TRUE	1/5/2017	2/23/2017	22.7	0	7%	68%	0.299465	54%	44%	0.0028	0.0000	0.0028
C-48160-1A	Stanislaus	Open Hearth Fireplace	Gas Insert				TRUE	10/19/2016	11/7/2016	22.7	0	7%	68%	0.299465	54%	44%	0.0028	0.0000	0.0028
C-48161-1A	Stanislaus	Open Hearth Fireplace	Gas Insert				TRUE	10/18/2016	1/24/2017	22.7	0	7%	68%	0.299465	54%	44%	0.0028	0.0000	0.0028
C-48169-1A	Tulare	Open Hearth Fireplace	Gas Insert				FALSE	11/5/2016	12/12/2016	22.7	0	7%	68%	0.299465	100%	0%	0.0052	0.0000	0.0052
C-48170-1A	Tulare	Freestanding Non-Certified Wood Stove	Gas Insert				FALSE	10/22/2016	11/14/2016	29.5	0	54%	68%	2.4	100%	0%	0.0545	0.0000	0.0545
C-48175-1A	Fresno	Open Hearth Fireplace	Gas Insert				TRUE	10/26/2016	12/6/2016	22.7	0	7%	68%	0.299465	24%	59%	0.0013	0.0000	0.0013
C-48188-1A	Fresno	Open Hearth Fireplace	Gas Insert				FALSE	11/4/2016	2/6/2017	22.7	0	7%	68%	0.299465	100%	0%	0.0052	0.0000	0.0052
C-48191-1A	San Joaquin	Open Hearth Fireplace	Gas Insert				TRUE	12/13/2016	2/6/2017	22.7	0	7%	68%	0.299465	61%	38%	0.0032	0.0000	0.0032
C-48193-1A	San Joaquin	Freestanding Non-Certified Wood Stove	Gas Insert				TRUE	11/23/2016	12/19/2016	29.5	0	54%	68%	1.15	61%	38%	0.0159	0.0000	0.0159
C-48194-1A	Tulare	Freestanding Non-Certified Wood Stove	Freestanding Certified Wood Stove	3.2		74 Non-Catalytic	TRUE	12/2/2016	12/19/2016	29.5	6.4	54%	74%	2.4	53%	43%	0.0291	0.0051	0.0239
C-48195-1A	San Joaquin	Freestanding Non-Certified Wood Stove	Freestanding Certified Wood Stove	2		Non-Catalytic	TRUE	11/17/2016	12/29/2016	29.5	4	54%	68%	1.15	61%	38%	0.0159	0.0019	0.0140
C-48196-1A	Tulare	Open Hearth Fireplace	Gas Insert				TRUE	12/18/2016	2/14/2017	22.7	0	7%	68%	0.299465	53%	43%	0.0028	0.0000	0.0028
C-48197-1A	Fresno	Open Hearth Fireplace	Certified Wood Insert	4.1		Non-Catalytic	TRUE	10/11/2016	3/1/2017	22.7	8.2	7%	68%	0.299465	24%	59%	0.0013	0.0001	0.0012
C-48198-1A	Fresno	Open Hearth Fireplace	Certified Pellet Insert	1.1		Non-Catalytic	TRUE	10/18/2016	11/17/2016	22.7	2.2	7%	68%	0.299465	24%	59%	0.0013	0.0000	0.0012
C-48199-1A	Fresno	Non-Certified Wood Insert	Certified Wood Insert	3.6		Non-Catalytic	TRUE	10/7/2016	11/7/2016	29.5	7.2	54%	68%	2.1	24%	59%	0.0115	0.0030	0.0085
C-48200-1A	Fresno	Open Hearth Fireplace	Gas Insert				TRUE	10/26/2016	12/13/2016	22.7	0	7%	68%	0.299465	24%	59%	0.0013	0.0000	0.0013
C-48202-1A	Fresno	Open Hearth Fireplace	Certified Wood Insert	4.4		Non-Catalytic	FALSE	10/13/2016	11/7/2016	22.7	8.8	7%	68%	0.299465	100%	0%	0.0052	0.0002	0.0050
C-48204-1A	Fresno	Open Hearth Fireplace	Certified Wood Insert	2.6		Non-Catalytic	TRUE	11/3/2016	12/5/2016	22.7	5.2	7%	68%	0.299465	24%	59%	0.0013	0.0000	0.0012
C-48205-1A	Kern	Open Hearth Fireplace	Gas Insert				TRUE	12/1/2016	12/19/2016	22.7	0	7%	68%	0.299465	31%	51%	0.0016	0.0000	0.0016
C-48207-1A	Kings	Open Hearth Fireplace	Gas Insert				TRUE	10/27/2016	3/2/2017	22.7	0	7%	68%	0.299465	48%	48%	0.0025	0.0000	0.0025
C-48209-1A	Fresno	Open Hearth Fireplace	Certified Wood Insert	2.6		Non-Catalytic	TRUE	10/13/2016	11/7/2016	22.7	5.2	7%	68%	0.299465	24%	59%	0.0013	0.0000	0.0012
C-48212-1A	Stanislaus	Open Hearth Fireplace	Gas Insert				FALSE	10/13/2016	12/7/2016	22.7	0	7%	68%	0.299465	100%	0%	0.0052	0.0000	0.0052
C-48214-1A	Fresno	Open Hearth Fireplace	Certified Wood Insert	2.6		Non-Catalytic	TRUE	10/19/2016	11/8/2016	22.7	5.2	7%	68%	0.299465	24%	59%	0.0013	0.0000	0.0012
C-48215-1A	Kern	Open Hearth Fireplace	Certified Wood Insert	2.6		Non-Catalytic	TRUE	10/13/2016	12/5/2016	22.7	5.2	7%	68%	0.299465	31%	51%	0.0016	0.0000	0.0016
C-48216-2B	Kern	Open Hearth Fireplace	Gas Insert				TRUE	10/5/2016	11/1/2016	22.7	0	7%	68%	0.299465	31%	51%	0.0016	0.0000	0.0016
C-48217-1A	Stanislaus	Freestanding Non-Certified Wood Stove	Gas Insert				TRUE	11/7/2016	11/22/2016	29.5	0	54%	68%	1.55	54%	44%	0.0191	0.0000	0.0191
C-48224-1A	Merced	Freestanding Non-Certified Wood Stove	Gas Insert				TRUE	11/7/2016	12/15/2016	29.5	0	54%	68%	2.67	68%	32%	0.0409	0.0000	0.0409
C-48226-1A	Tulare	Open Hearth Fireplace	Gas Insert				FALSE	10/29/2016	2/23/2017	22.7	0	7%	68%	0.299465	100%	0%	0.0052	0.0000	0.0052
C-48228-1A	Kings	Non-Certified Wood Insert	Certified Pellet Insert	1.5		Non-Catalytic	FALSE	11/19/2016	5/10/2017	29.5	3	54%	68%	2.1	100%	0%	0.0477	0.0039	0.0438
C-48238-1A	Fresno	Open Hearth Fireplace	Certified Wood Insert	2.6		Non-Catalytic	TRUE	10/20/2016	11/8/2016	22.7	5.2	7%	68%	0.299465	24%	59%	0.0013	0.0000	0.0012
C-48240-1A	Tulare	Freestanding Non-Certified Wood Stove	Gas Insert				TRUE	10/12/2016	11/1/2016	29.5	0	54%	68%	2.4	53%	43%	0.0291	0.0000	0.0291
C-48246-1A	Kern	Open Hearth Fireplace	Gas Insert				TRUE	10/13/2016	12/12/2016	22.7	0	7%	68%	0.299465	31%	51%	0.0016	0.0000	0.0016
C-48247-1A	San Joaquin	Open Hearth Fireplace	Gas Insert				FALSE	1/6/2017	2/23/2017	22.7	0	7%	68%	0.299465	100%	0%	0.0052	0.0000	0.0052
C-48248-1A	Stanislaus	Open Hearth Fireplace	Gas Insert				TRUE	10/20/2016	12/6/2016	22.7	0	7%	68%	0.299465	54%	44%	0.0028	0.0000	0.0028
C-48250-1A	Fresno	Open Hearth Fireplace	Certified Wood Insert	2.6		Non-Catalytic	TRUE	10/25/2016	11/7/2016	22.7	5.2	7%	68%	0.299465	24%	59%	0.0013	0.0000	0.0012
C-48255-1A	Fresno	Non-Certified Wood Insert	Certified Wood Insert	1.9		Catalytic	FALSE	10/24/2016	3/22/2017	29.5	3.8	54%	68%	2.1	100%	0%	0.0477	0.0049	0.0428
C-48256-1A	Fresno	Open Hearth Fireplace	Certified Wood Insert	4.5		71 Non-Catalytic	FALSE	11/8/2016	1/5/2017	22.7	9	7%	71%	0.299465	100%	0%	0.0052	0.0002	0.0050
C-48257-1A	Tulare	Open Hearth Fireplace	Gas Insert				TRUE	10/19/2016	12/7/2016	22.7	0	7%	68%	0.299465	53%	43%	0.0028	0.0000	0.0028
C-48258-1A	Fresno	Open Hearth Fireplace	Gas Insert				FALSE	10/20/2016	11/14/2016	22.7	0	7%	68%	0.299465	100%	0%	0.0052	0.0000	0.0052
C-48259-1A	Kern	Open Hearth Fireplace	Gas Insert				FALSE	10/14/2016	11/1/2016	22.7	0	7%	68%	0.299465	100%	0%	0.0052	0.0000	0.0052
C-48260-1A	Kern	Open Hearth Fireplace	Gas Insert				FALSE	10/20/2016	11/14/2016	22.7	0	7%	68%	0.299465	100%	0%	0.0052	0.0000	0.0052
C-48261-1A	Stanislaus	Open Hearth Fireplace	Gas Insert				TRUE	1/27/2017	3/29/2017	22.7	0	7%	68%	0.299465	54%	44%	0.0028	0.0000	0.0028
C-48262-1A	San Joaquin	Freestanding Non-Certified Wood Stove	Gas Insert				TRUE	11/12/2016	2/9/2017	29.5	0	54%	68%	1.15	61%	38%	0.0159	0.0000	0.0159
C-48263-1A	San Joaquin	Non-Certified Wood Insert	Certified Wood Insert	2.7		Non-Catalytic	TRUE	10/25/2016	2/6/2017	29.5	5.4	54%	68%	2.1	61%	38%	0.0290	0.0046	0.0244
C-48271-1A	Stanislaus	Open Hearth Fireplace	Gas Insert				TRUE	10/17/2016	11/1/2016	22.7	0	7%	68%	0.299465	54%	44%	0.0028	0.0000	0.0028
C-48272-1A	San Joaquin	Open Hearth Fireplace	Gas Insert				TRUE	10/29/2016	12/7/2016	22.7	0	7%	68%	0.299465	61%	38%	0.0032	0.0000	0.0032
C-48278-1A	San Joaquin	Open Hearth Fireplace	Gas Insert				TRUE	10/20/2016	12/6/2016	22.7	0	7%	68%	0.299465	61%	38%	0.0032	0.0000	0.0032
C-48280-1A	Stanislaus	Open Hearth Fireplace	Gas Fireplace				TRUE	10/21/2016	1/24/2017	22.7	0	7%	68%	0.299465	54%	44%	0.0028	0.0000	0.0028
C-48281-1A	San Joaquin	Freestanding Non-Certified Wood Stove	Gas Insert				FALSE	2/15/2017	6/6/2017	29.5	0	54%	68%	1.15	100%	0%	0.0261	0.0000	0.0261
C-48283-1A	Stanislaus	Non-Certified Wood Insert	Certified Wood Insert	3.4		Non-Catalytic	TRUE	10/14/2016	11/1/2016	29.5	6.8	54%	68%	2.1	54%	44%	0.0258	0.0053	0.0206
C-48284-1A	San Joaquin	Open Hearth Fireplace	Gas Insert				TRUE	10/26/2016	2/1/2017	22.7	0	7%	68%	0.299465					

SAN JOAQUIN VALLEY UNIFIED AIR POLLUTION CONTROL DISTRICT

2021 Annual Demonstration Report

August 31, 2022

Contract#	County	OldDeviceType	NewDeviceType	EmissionRating	OverallEfficiency	DeviceSubtype	PipedNatGa	InstallDate	ClaimDate	Emission Factor		Efficiency		FuelUse	Non-Curtailment %		Emissions (tpy PM2.5)		
										EF_Old	EF_New	Eff_Old	Eff_New		B_all	B_reg	Before	After	Reduction
C-48362-1A	Stanislaus	Non-Certified Wood Insert	Certified Wood Insert	0.58		80 Catalytic	TRUE	11/16/2016	1/5/2017	29.5	1.16	54%	80%	2.1	54%	44%	0.0258	0.0008	0.0251
C-48363-1A	Kern	Open Hearth Fireplace	Gas Insert				FALSE	10/18/2016	12/7/2016	22.7	0	7%	68%	0.299465	100%	0%	0.0052	0.0000	0.0052
C-48380-1A	San Joaquin	Open Hearth Fireplace	Certified Wood Insert	4.2		Non-Catalytic	TRUE	12/19/2016	3/7/2017	22.7	8.4	7%	68%	0.299465	61%	38%	0.0032	0.0001	0.0031
C-48381-1A	San Joaquin	Certified Wood Insert	Gas Insert				FALSE	11/25/2016	1/5/2017	14.5785	0	68%	68%	2.1	100%	0%	0.0236	0.0000	0.0236
C-48383-1A	Fresno	Open Hearth Fireplace	Certified Wood Insert	2.6		Non-Catalytic	TRUE	10/20/2016	11/8/2016	22.7	5.2	7%	68%	0.299465	24%	59%	0.0013	0.0000	0.0012
C-48384-1A	Madera	Non-Certified Wood Insert	Certified Wood Insert	1.9		Non-Catalytic	FALSE	2/21/2017	3/22/2017	29.5	3.8	54%	68%	2.1	100%	0%	0.0477	0.0049	0.0428
C-48386-1A	Fresno	Freestanding Non-Certified Wood Stove	Gas Fireplace				FALSE	10/27/2016	2/21/2017	29.5	0	54%	68%	2.09	100%	0%	0.0475	0.0000	0.0475
C-48390-1A	Madera	Open Hearth Fireplace	Certified Wood Insert	0.58		80 Catalytic	TRUE	10/14/2016	12/12/2016	22.7	1.16	7%	80%	0.299465	33%	57%	0.0017	0.0000	0.0017
C-48391-1A	Stanislaus	Open Hearth Fireplace	Gas Insert				FALSE	10/26/2016	1/25/2017	22.7	0	7%	68%	0.299465	100%	0%	0.0052	0.0000	0.0052
C-48392-1A	Stanislaus	Freestanding Non-Certified Wood Stove	Gas Fireplace				FALSE	11/11/2016	3/8/2017	29.5	0	54%	68%	1.55	100%	0%	0.0352	0.0000	0.0352
C-48393-1A	Stanislaus	Open Hearth Fireplace	Gas Fireplace				FALSE	12/7/2016	1/23/2017	22.7	0	7%	68%	0.299465	100%	0%	0.0052	0.0000	0.0052
C-48413-1A	Fresno	Open Hearth Fireplace	Certified Wood Insert	3.1		Non-Catalytic	TRUE	11/4/2016	2/1/2017	22.7	6.2	7%	68%	0.299465	24%	59%	0.0013	0.0000	0.0012
C-48414-1A	Fresno	Open Hearth Fireplace	Certified Wood Insert	1.9		Non-Catalytic	TRUE	10/27/2016	11/14/2016	22.7	3.8	7%	68%	0.299465	24%	59%	0.0013	0.0000	0.0012
C-48415-1A	Tulare	Open Hearth Fireplace	Gas Insert				FALSE	11/9/2016	12/13/2016	22.7	0	7%	68%	0.299465	100%	0%	0.0052	0.0000	0.0052
C-48416-1A	Merced	Non-Certified Wood Insert	Certified Wood Insert	1.9		Non-Catalytic	TRUE	11/23/2016	2/13/2017	29.5	3.8	54%	68%	2.1	68%	32%	0.0322	0.0035	0.0287
C-48417-1A	Merced	Open Hearth Fireplace	Gas Insert				TRUE	12/9/2016	2/6/2017	22.7	0	7%	68%	0.299465	68%	32%	0.0035	0.0000	0.0035
C-48418-1A	Kings	Freestanding Non-Certified Wood Stove	Gas Insert				TRUE	11/10/2016	12/14/2016	29.5	0	54%	68%	1.16	48%	48%	0.0125	0.0000	0.0125
C-48419-1A	Tulare	Freestanding Non-Certified Wood Stove	Freestanding Certified Wood Stove	3.1		Non-Catalytic	FALSE	10/19/2016	11/14/2016	29.5	6.2	54%	68%	2.4	100%	0%	0.0545	0.0091	0.0454
C-48420-1A	Fresno	Non-Certified Wood Insert	Certified Wood Insert	2.6		Non-Catalytic	FALSE	10/27/2016	11/8/2016	29.5	5.2	54%	68%	2.1	100%	0%	0.0477	0.0067	0.0410
C-48421-2B	Kern	Open Hearth Fireplace	Gas Insert				TRUE	10/31/2016	2/23/2017	22.7	0	7%	68%	0.299465	31%	51%	0.0016	0.0000	0.0016
C-48422-1A	Madera	Freestanding Non-Certified Wood Stove	Freestanding Certified Pellet Stove	1.8		Non-Catalytic	FALSE	10/21/2016	12/6/2016	29.5	3.6	54%	68%	2.61	100%	0%	0.0593	0.0057	0.0535
C-48428-2B	Fresno	Open Hearth Fireplace	Gas Insert				TRUE	11/7/2016	11/16/2016	22.7	0	7%	68%	0.299465	24%	59%	0.0013	0.0000	0.0013
C-48430-1A	Merced	Open Hearth Fireplace	Gas Insert				TRUE	11/18/2016	12/19/2016	22.7	0	7%	68%	0.299465	68%	32%	0.0035	0.0000	0.0035
C-48433-1A	Tulare	Non-Certified Wood Insert	Certified Wood Insert	3.6		Non-Catalytic	FALSE	11/7/2016	2/21/2017	29.5	7.2	54%	68%	2.1	100%	0%	0.0477	0.0092	0.0385
C-48434-1A	San Joaquin	Non-Certified Pellet Insert	Gas Insert				FALSE	10/20/2016	1/25/2017	2.9	0	68%	68%	2.1	100%	0%	0.0047	0.0000	0.0047
C-48435-1A	San Joaquin	Open Hearth Fireplace	Gas Insert				TRUE	11/9/2016	2/13/2017	22.7	0	7%	68%	0.299465	61%	38%	0.0032	0.0000	0.0032
C-48436-1A	Fresno	Open Hearth Fireplace	Gas Insert				FALSE	11/3/2016	12/5/2016	22.7	0	7%	68%	0.299465	100%	0%	0.0052	0.0000	0.0052
C-48437-1A	San Joaquin	Open Hearth Fireplace	Gas Insert				FALSE	4/12/2017	5/16/2017	22.7	0	7%	68%	0.299465	100%	0%	0.0052	0.0000	0.0052
C-48439-1A	San Joaquin	Open Hearth Fireplace	Gas Insert				TRUE	12/9/2016	2/6/2017	22.7	0	7%	68%	0.299465	61%	38%	0.0032	0.0000	0.0032
C-48440-1A	Madera	Open Hearth Fireplace	Certified Wood Insert	2.6		Non-Catalytic	TRUE	10/25/2016	11/7/2016	22.7	5.2	7%	68%	0.299465	33%	57%	0.0017	0.0001	0.0017
C-48441-1A	Merced	Freestanding Non-Certified Wood Stove	Gas Insert				TRUE	10/26/2016	12/6/2016	29.5	0	54%	68%	2.67	68%	32%	0.0409	0.0000	0.0409
C-48442-1A	Stanislaus	Open Hearth Fireplace	Gas Insert				TRUE	10/22/2016	11/14/2016	22.7	0	7%	68%	0.299465	54%	44%	0.0028	0.0000	0.0028
C-48443-1A	Madera	Open Hearth Fireplace	Certified Pellet Insert	1.5		76 Non-Catalytic	TRUE	10/27/2016	2/8/2017	22.7	3	7%	76%	0.299465	33%	57%	0.0017	0.0000	0.0017
C-48447-1A	Fresno	Non-Certified Pellet Insert	Gas Insert				FALSE	11/3/2016	12/21/2016	2.9	0	68%	68%	2.1	100%	0%	0.0047	0.0000	0.0047
C-48464-1A	Fresno	Open Hearth Fireplace	Gas Insert				TRUE	12/12/2016	3/1/2017	22.7	0	7%	68%	0.299465	24%	59%	0.0013	0.0000	0.0013
C-48466-1A	Stanislaus	Open Hearth Fireplace	Gas Insert				TRUE	11/22/2016	5/9/2017	22.7	0	7%	68%	0.299465	54%	44%	0.0028	0.0000	0.0028
C-48468-1A	Stanislaus	Open Hearth Fireplace	Gas Insert				TRUE	10/28/2016	12/7/2016	22.7	0	7%	68%	0.299465	54%	44%	0.0028	0.0000	0.0028
C-48469-1A	Merced	Open Hearth Fireplace	Gas Insert				FALSE	1/28/2017	3/2/2017	22.7	0	7%	68%	0.299465	100%	0%	0.0052	0.0000	0.0052
C-48470-1A	Merced	Open Hearth Fireplace	Gas Insert				TRUE	11/19/2016	3/8/2017	22.7	0	7%	68%	0.299465	68%	32%	0.0035	0.0000	0.0035
C-48493-1A	Tulare	Open Hearth Fireplace	Certified Pellet Insert	1.5		76 Non-Catalytic	TRUE	11/21/2016	12/14/2016	22.7	3	7%	76%	0.299465	53%	43%	0.0028	0.0000	0.0028
C-48494-1A	Fresno	Open Hearth Fireplace	Gas Insert				FALSE	11/11/2016	12/14/2016	22.7	0	7%	68%	0.299465	100%	0%	0.0052	0.0000	0.0052
C-48495-1A	Fresno	Open Hearth Fireplace	Gas Insert				TRUE	10/26/2016	12/7/2016	22.7	0	7%	68%	0.299465	24%	59%	0.0013	0.0000	0.0013
C-48496-1A	Tulare	Freestanding Non-Certified Wood Stove	Freestanding Certified Wood Stove	4.2		Non-Catalytic	FALSE	11/1/2016	12/20/2016	29.5	8.4	54%	68%	2.4	100%	0%	0.0545	0.0123	0.0422
C-48497-1A	Kern	Freestanding Non-Certified Wood Stove	Freestanding Certified Pellet Stove	2.4		Non-Catalytic	TRUE	12/20/2016	3/1/2017	29.5	4.8	54%	68%	1.57	31%	51%	0.0110	0.0017	0.0092
C-48498-1A	Tulare	Freestanding Non-Certified Wood Stove	Freestanding Certified Pellet Stove	1.8		Non-Catalytic	FALSE	10/28/2016	1/24/2017	29.5	3.6	54%	68%	2.4	100%	0%	0.0545	0.0053	0.0492
C-48499-1A	Fresno	Open Hearth Fireplace	Gas Insert				TRUE	11/16/2016	1/25/2017	22.7	0	7%	68%	0.299465	24%	59%	0.0013	0.0000	0.0013
C-48500-1A	Tulare	Open Hearth Fireplace	Certified Wood Insert	4.1		Non-Catalytic	FALSE	10/31/2016	12/5/2016	22.7	8.2	7%	68%	0.299465	100%	0%	0.0052	0.0002	0.0050
C-48501-1A	Madera	Freestanding Non-Certified Wood Stove	Gas Insert				FALSE	10/25/2016	2/10/2017	29.5	0	54%	68%	2.61	100%	0%	0.0593	0.0000	0.0593
C-48502-1A	Fresno	Open Hearth Fireplace	Gas Insert				FALSE	11/1/2016	12/20/2016	22.7	0	7%	68%	0.299465	100%	0%	0.0052	0.0000	0.0052
C-48503-1A	Fresno	Non-Certified Wood Insert	Certified Wood Insert	4.1		Non-Catalytic	FALSE	11/2/2016	2/10/2017	29.5	8.2	54%	68%	2.1	100%	0%	0.0477	0.0105	0.0372
C-48504-1A	Fresno	Non-Certified Wood Insert	Certified Wood Insert	4.1		Non-Catalytic	TRUE	10/19/2016	11/7/2016	29.5	8.2	54%	68%	2.1	24%	59%	0.0115	0.0034	0.0081
C-48505-1A	Stanislaus	Non-Certified Pellet Insert	Gas Insert				TRUE	11/1/2016	1/25/2017	2.9	0	68%	68%	2.1	54%	44%	0.0025	0.0000	0.0025
C-48506-1A	Fresno	Open Hearth Fireplace	Certified Wood Insert	2.7		Non-Catalytic	TRUE	11/19/2016	12/14/2016	22.7	5.4	7%	68%	0.299465	24%	59%	0.0013	0.0000	0.0012
C-48507-1A	Tulare	Open Hearth Fireplace	Certified Pellet Insert	1.5		76 Non-Catalytic	TRUE	11/22/2016	12/29/2016	22.7	3	7%	76%	0.299465	53%	43%	0.0028	0.0000	0.0028
C-48508-1A	San Joaquin	Open Hearth Fireplace	Gas Insert				TRUE	11/28/2016	2/6/2017	22.7	0	7%	68%	0.299465	61%	38%	0.0032	0.0000	0.0032
C-48510-1A	Tulare	Open Hearth Fireplace	Gas Insert				TRUE	11/5/2016	2/21/2017	22.7	0	7%	68%	0.299465	53%	43%	0.0028	0.0000	0.0028
C-48511-1A	Fresno	Open Hearth Fireplace	Certified Wood Insert	2.6		Non-Catalytic	TRUE	11/3/2016	11/22/2016	22.7	5.2	7%	68%	0.299465	24%	59%	0.0013	0.0000	0.0012
C-48512-1A	Madera	Open Hearth Fireplace	Certified Wood Insert	2.6		Non-Catalytic	TRUE	10/31/2016	11/22/2016	22.7	5.2	7%	68%	0.299465	33%	57%	0.0017	0.0001	0.0017
C-48513-1A	Tulare	Freestanding Non-Certified Wood Stove	Freestanding Certified Pellet Stove	1.1		Non-Catalytic	TRUE	11/8/2016	11/18/2016	29.5	2.2	54%	68%	2.4	53%	43%	0.0291	0.0019	0.0272
C-48514-1A	Fresno	Open Hearth Fireplace	Certified Wood Insert	2.6		Non-Catalytic	TRUE	10/31/2016	3/22/2017	22.7	5.2	7%	68%	0.299465	24%	59%	0.0013	0.0000	0.0012
C-48515-1A	Fresno	Open Hearth Fireplace	Certified Wood Insert	2.6		Non-Catalytic	TRUE	10/24/2016	11/7/2016	22.7	5.2	7%	68%	0.299465	24%	59%	0.0013	0.0000	0.0012
C-48516-1A	Fresno	Freestanding Non-Certified Wood Stove	Freestanding Certified Wood Stove	4.1		Non-Catalytic	TRUE	2/7/2017	3/15/2017	29.5	8.2	54%	68%	2.09	24%	59%	0.0115	0.0034	0.0081
C-48517-1A	Kern	Open Hearth Fireplace	Gas Insert				TRUE	10/20/2016	11/7/2016	22.7	0	7%	68%	0.299465	31%	51%	0.0016	0.0000	0.0016
C-48533-1A	Fresno	Open Hearth Fireplace	Gas Insert				TRUE	10/24/2016	12/7/2016	22.7	0	7%	68%	0.299465	24%	59%	0.0013	0.0000	0.0013
C-48534-1A	Madera	Open Hearth Fireplace	Gas Insert				TRUE	10/27/2016	12/16/2016	22.7	0	7%	68%	0.299465	33%	57%	0.0017	0.0000	0.0017
C-48535-1A	Madera	Open Hearth Fireplace	Certified Pellet Insert	2.1		Non-Catalytic	TRUE												

SAN JOAQUIN VALLEY UNIFIED AIR POLLUTION CONTROL DISTRICT

2021 Annual Demonstration Report

August 31, 2022

Contract#	County	OldDeviceType	NewDeviceType	EmissionRating	OverallEfficiency	DeviceSubtype	PipedNatGa	InstallDate	ClaimDate	Emission Factor		Efficiency		FuelUse	Non-Curtailment %		Emissions (tpy PM2.5)		
										EF_Old	EF_New	Eff_Old	Eff_New		B_all	B_reg	Before	After	Reduction
C-48602-1A	San Joaquin	Open Hearth Fireplace	Gas Insert				FALSE	11/5/2016	12/7/2016	22.7	0	7%	68%	0.299465	100%	0%	0.0052	0.0000	0.0052
C-48618-1A	Tulare	Non-Certified Wood Insert	Certified Wood Insert	3.6		Non-Catalytic	FALSE	11/3/2016	12/5/2016	29.5	7.2	54%	68%	2.1	100%	0%	0.0477	0.0092	0.0385
C-48620-1A	Fresno	Open Hearth Fireplace	Certified Wood Insert	2.6		Non-Catalytic	TRUE	1/10/2017	1/24/2017	22.7	5.2	7%	68%	0.299465	24%	59%	0.0013	0.0000	0.0012
C-48621-1A	Tulare	Freestanding Non-Certified Wood Stove	Freestanding Certified Wood Stove	3.6		Non-Catalytic	FALSE	12/7/2016	2/15/2017	29.5	7.2	54%	68%	2.4	100%	0%	0.0545	0.0106	0.0439
C-48622-1A	Merced	Freestanding Non-Certified Wood Stove	Gas Insert				TRUE	11/30/2016	2/15/2017	29.5	0	54%	68%	2.67	68%	32%	0.0409	0.0000	0.0409
C-48623-1A	Stanislaus	Open Hearth Fireplace	Gas Insert				TRUE	10/28/2016	12/19/2016	22.7	0	7%	68%	0.299465	54%	44%	0.0028	0.0000	0.0028
C-48624-1A	San Joaquin	Freestanding Non-Certified Wood Stove	Gas Insert				TRUE	12/5/2016	1/25/2017	29.5	0	54%	68%	1.15	61%	38%	0.0159	0.0000	0.0159
C-48625-1A	Fresno	Non-Certified Wood Insert	Certified Pellet Insert	1.5		76 Non-Catalytic	FALSE	10/28/2016	12/20/2016	29.5	3	54%	76%	2.1	100%	0%	0.0477	0.0034	0.0443
C-48626-1A	Fresno	Open Hearth Fireplace	Gas Insert				TRUE	12/7/2016	3/8/2017	22.7	0	7%	68%	0.299465	24%	59%	0.0013	0.0000	0.0013
C-48627-2B	Fresno	Open Hearth Fireplace	Gas Insert				FALSE	11/12/2016	11/22/2016	22.7	0	7%	68%	0.299465	100%	0%	0.0052	0.0000	0.0052
C-48628-1A	Fresno	Open Hearth Fireplace	Gas Insert				TRUE	12/27/2016	2/21/2017	22.7	0	7%	68%	0.299465	24%	59%	0.0013	0.0000	0.0013
C-48629-1A	Fresno	Open Hearth Fireplace	Gas Insert				TRUE	11/22/2016	3/7/2017	22.7	0	7%	68%	0.299465	24%	59%	0.0013	0.0000	0.0013
C-48630-1A	Tulare	Open Hearth Fireplace	Gas Insert				TRUE	10/26/2016	12/7/2016	22.7	0	7%	68%	0.299465	53%	43%	0.0028	0.0000	0.0028
C-48631-1A	Fresno	Freestanding Non-Certified Wood Stove	Freestanding Certified Wood Stove	4.2		Non-Catalytic	FALSE	11/7/2016	12/7/2016	29.5	8.4	54%	68%	2.09	100%	0%	0.0475	0.0107	0.0367
C-48632-1A	Fresno	Open Hearth Fireplace	Gas Insert				TRUE	11/17/2016	12/14/2016	22.7	0	7%	68%	0.299465	24%	59%	0.0013	0.0000	0.0013
C-48633-1A	Fresno	Open Hearth Fireplace	Gas Insert				TRUE	11/4/2016	2/10/2017	22.7	0	7%	68%	0.299465	24%	59%	0.0013	0.0000	0.0013
C-48634-1A	Fresno	Freestanding Non-Certified Wood Stove	Gas Insert				TRUE	11/5/2016	12/12/2016	29.5	0	54%	68%	2.09	24%	59%	0.0115	0.0000	0.0115
C-48635-1A	Fresno	Open Hearth Fireplace	Gas Insert				TRUE	11/2/2016	12/15/2016	22.7	0	7%	68%	0.299465	24%	59%	0.0013	0.0000	0.0013
C-48636-1A	Fresno	Open Hearth Fireplace	Gas Insert				TRUE	11/1/2016	12/7/2016	22.7	0	7%	68%	0.299465	24%	59%	0.0013	0.0000	0.0013
C-48637-1A	Fresno	Open Hearth Fireplace	Certified Wood Insert	3.1		Non-Catalytic	TRUE	11/11/2016	12/12/2016	22.7	6.2	7%	68%	0.299465	24%	59%	0.0013	0.0000	0.0012
C-48638-1A	Madera	Open Hearth Fireplace	Gas Insert				TRUE	11/11/2016	12/14/2016	22.7	0	7%	68%	0.299465	33%	57%	0.0017	0.0000	0.0017
C-48639-1A	Stanislaus	Open Hearth Fireplace	Gas Insert				TRUE	12/9/2016	2/14/2017	22.7	0	7%	68%	0.299465	54%	44%	0.0028	0.0000	0.0028
C-48640-1A	Kern	Open Hearth Fireplace	Certified Wood Insert	2.6		Non-Catalytic	TRUE	11/16/2016	2/10/2017	22.7	5.2	7%	68%	0.299465	31%	51%	0.0016	0.0000	0.0016
C-48642-1A	Fresno	Open Hearth Fireplace	Gas Insert				TRUE	11/17/2016	12/14/2016	22.7	0	7%	68%	0.299465	24%	59%	0.0013	0.0000	0.0013
C-48647-1A	Stanislaus	Open Hearth Fireplace	Gas Insert				TRUE	11/9/2016	12/29/2016	22.7	0	7%	68%	0.299465	54%	44%	0.0028	0.0000	0.0028
C-48649-1A	San Joaquin	Open Hearth Fireplace	Gas Insert				TRUE	12/16/2016	2/15/2017	22.7	0	7%	68%	0.299465	61%	38%	0.0032	0.0000	0.0032
C-48696-1A	Fresno	Open Hearth Fireplace	Gas Insert				FALSE	11/16/2016	12/14/2016	22.7	0	7%	68%	0.299465	100%	0%	0.0052	0.0000	0.0052
C-48697-1A	Fresno	Open Hearth Fireplace	Certified Wood Insert	3.1		Non-Catalytic	TRUE	11/2/2016	12/15/2016	22.7	6.2	7%	68%	0.299465	24%	59%	0.0013	0.0000	0.0012
C-48698-1A	Fresno	Open Hearth Fireplace	Gas Insert				TRUE	11/30/2016	12/20/2016	22.7	0	7%	68%	0.299465	24%	59%	0.0013	0.0000	0.0013
C-48699-1A	Fresno	Open Hearth Fireplace	Gas Insert				TRUE	11/14/2016	5/30/2017	22.7	0	7%	68%	0.299465	24%	59%	0.0013	0.0000	0.0013
C-48700-1A	Fresno	Non-Certified Pellet Insert	Gas Insert				TRUE	11/23/2016	12/19/2016	2.9	0	68%	68%	2.1	24%	59%	0.0011	0.0000	0.0011
C-48701-1A	Fresno	Open Hearth Fireplace	Gas Insert				TRUE	11/4/2016	2/6/2017	22.7	0	7%	68%	0.299465	24%	59%	0.0013	0.0000	0.0013
C-48702-1A	Fresno	Open Hearth Fireplace	Gas Insert				TRUE	11/9/2016	2/10/2017	22.7	0	7%	68%	0.299465	24%	59%	0.0013	0.0000	0.0013
C-48703-1A	Fresno	Freestanding Non-Certified Wood Stove	Gas Insert				TRUE	11/10/2016	12/7/2016	29.5	0	54%	68%	2.09	24%	59%	0.0115	0.0000	0.0115
C-48704-1A	Merced	Open Hearth Fireplace	Certified Wood Insert	1.9		Non-Catalytic	FALSE	3/15/2017	5/2/2017	22.7	3.8	7%	68%	0.299465	100%	0%	0.0052	0.0001	0.0051
C-48705-1A	Madera	Open Hearth Fireplace	Gas Insert				TRUE	11/8/2016	1/25/2017	22.7	0	7%	68%	0.299465	33%	57%	0.0017	0.0000	0.0017
C-48706-1A	Tulare	Open Hearth Fireplace	Gas Insert				TRUE	11/2/2016	12/14/2016	22.7	0	7%	68%	0.299465	53%	43%	0.0028	0.0000	0.0028
C-48707-1A	Stanislaus	Non-Certified Wood Insert	Certified Pellet Insert	1.8		Non-Catalytic	TRUE	11/11/2016	12/14/2016	29.5	3.6	54%	68%	2.1	54%	44%	0.0258	0.0028	0.0230
C-48708-1A	Tulare	Open Hearth Fireplace	Certified Wood Insert	4.5		71 Non-Catalytic	FALSE	11/12/2016	12/12/2016	22.7	9	7%	71%	0.299465	100%	0%	0.0052	0.0002	0.0050
C-48720-1A	Kern	Open Hearth Fireplace	Gas Insert				FALSE	11/4/2016	12/20/2016	22.7	0	7%	68%	0.299465	100%	0%	0.0052	0.0000	0.0052
C-48723-1A	Tulare	Open Hearth Fireplace	Gas Insert				FALSE	11/1/2016	11/14/2016	22.7	0	7%	68%	0.299465	100%	0%	0.0052	0.0000	0.0052
C-48724-1A	Kern	Open Hearth Fireplace	Gas Fireplace				TRUE	12/2/2016	2/6/2017	22.7	0	7%	68%	0.299465	31%	51%	0.0016	0.0000	0.0016
C-48725-1A	Kern	Freestanding Non-Certified Wood Stove	Gas Insert				TRUE	11/21/2016	12/14/2016	29.5	0	54%	68%	1.57	31%	51%	0.0110	0.0000	0.0110
C-48726-1A	Kern	Open Hearth Fireplace	Gas Insert				TRUE	11/2/2016	12/12/2016	22.7	0	7%	68%	0.299465	31%	51%	0.0016	0.0000	0.0016
C-48727-1A	Stanislaus	Open Hearth Fireplace	Gas Insert				TRUE	12/21/2016	3/7/2017	22.7	0	7%	68%	0.299465	54%	44%	0.0028	0.0000	0.0028
C-48728-1A	Fresno	Open Hearth Fireplace	Certified Wood Insert	2.6		Non-Catalytic	FALSE	11/21/2016	12/15/2016	22.7	5.2	7%	68%	0.299465	100%	0%	0.0052	0.0001	0.0051
C-48729-1A	Tulare	Open Hearth Fireplace	Gas Insert				TRUE	4/5/2017	4/18/2017	22.7	0	7%	68%	0.299465	53%	43%	0.0028	0.0000	0.0028
C-48730-1A	San Joaquin	Open Hearth Fireplace	Gas Insert				TRUE	11/17/2016	1/25/2017	22.7	0	7%	68%	0.299465	61%	38%	0.0032	0.0000	0.0032
C-48731-1A	Kings	Open Hearth Fireplace	Gas Insert				TRUE	3/25/2017	4/4/2017	22.7	0	7%	68%	0.299465	48%	48%	0.0025	0.0000	0.0025
C-48732-1A	Madera	Open Hearth Fireplace	Certified Wood Insert	2.6		Non-Catalytic	TRUE	11/3/2016	12/12/2016	22.7	5.2	7%	68%	0.299465	33%	57%	0.0017	0.0001	0.0017
C-48733-1A	Fresno	Open Hearth Fireplace	Certified Pellet Insert	1.5		76 Non-Catalytic	FALSE	11/3/2016	12/5/2016	22.7	3	7%	76%	0.299465	100%	0%	0.0052	0.0001	0.0052
C-48745-1A	Fresno	Open Hearth Fireplace	Gas Insert				TRUE	11/14/2016	12/14/2016	22.7	0	7%	68%	0.299465	24%	59%	0.0013	0.0000	0.0013
C-48748-1A	Stanislaus	Freestanding Non-Certified Wood Stove	Gas Insert				TRUE	12/2/2016	2/10/2017	29.5	0	54%	68%	1.55	54%	44%	0.0191	0.0000	0.0191
C-48749-1A	Kern	Open Hearth Fireplace	Gas Insert				FALSE	10/27/2016	12/15/2016	22.7	0	7%	68%	0.299465	100%	0%	0.0052	0.0000	0.0052
C-48752-1A	Fresno	Open Hearth Fireplace	Certified Wood Insert	2.6		Non-Catalytic	TRUE	11/1/2016	12/15/2016	22.7	5.2	7%	68%	0.299465	24%	59%	0.0013	0.0000	0.0012
C-48753-1A	Fresno	Open Hearth Fireplace	Gas Insert				FALSE	11/15/2016	1/24/2017	22.7	0	7%	68%	0.299465	100%	0%	0.0052	0.0000	0.0052
C-48754-1A	Fresno	Open Hearth Fireplace	Gas Insert				TRUE	11/2/2016	12/7/2016	22.7	0	7%	68%	0.299465	24%	59%	0.0013	0.0000	0.0013
C-48772-1A	San Joaquin	Open Hearth Fireplace	Certified Wood Insert	4.1		Non-Catalytic	FALSE	12/4/2016	2/15/2017	22.7	8.2	7%	68%	0.299465	100%	0%	0.0052	0.0002	0.0050
C-48773-1A	Kern	Open Hearth Fireplace	Gas Insert				FALSE	11/9/2016	12/12/2016	22.7	0	7%	68%	0.299465	100%	0%	0.0052	0.0000	0.0052
C-48774-1A	Fresno	Open Hearth Fireplace	Gas Insert				TRUE	11/10/2016	12/14/2016	22.7	0	7%	68%	0.299465	24%	59%	0.0013	0.0000	0.0013
C-48775-1A	Fresno	Open Hearth Fireplace	Gas Insert				FALSE	11/15/2016	2/6/2017	22.7	0	7%	68%	0.299465	100%	0%	0.0052	0.0000	0.0052
C-48776-1A	Fresno	Open Hearth Fireplace	Gas Insert				TRUE	11/5/2016	12/13/2016	22.7	0	7%	68%	0.299465	24%	59%	0.0013	0.0000	0.0013
C-48777-1A	Fresno	Open Hearth Fireplace	Certified Wood Insert	4.1		Non-Catalytic	FALSE	11/7/2016	1/24/2017	22.7	8.2	7%	68%	0.299465	100%	0%	0.0052	0.0002	0.0050
C-48778-1A	Fresno	Open Hearth Fireplace	Gas Insert				FALSE	12/5/2016	3/1/2017	22.7	0	7%	68%	0.299465	100%	0%	0.0052	0.0000	0.0052
C-48779-1A	Stanislaus	Freestanding Non-Certified Wood Stove	Gas Insert				TRUE	11/9/2016	2/10/2017	29.5	0	54%	68%	1.55	54%	44%	0.0191	0.0000	0.0191
C-48782-1A	Kern	Open Hearth Fireplace	Gas Insert				TRUE	11/3/2016	1/24/2017	22.7	0	7%	68%	0.299465	31%	51%	0.0016	0.0000	0.0016
C-48785-1A	Fresno	Certified Wood Insert	Gas Insert				TRUE	12/20/2016	2/										

SAN JOAQUIN VALLEY UNIFIED AIR POLLUTION CONTROL DISTRICT

Contract#	County	OldDeviceType	NewDeviceType	EmissionRating	OverallEfficiency	DeviceSubtype	PipedNatGa	InstallDate	ClaimDate	Emission Factor		Efficiency		FuelUse	Non-Curtailment %		Emissions (tpy PM2.5)		
										EF_Old	EF_New	Eff_Old	Eff_New		B _{all}	B _{reg}	Before	After	Reduction
C-48831-1A	Merced	Non-Certified Wood Insert	Certified Wood Insert	4.4		Non-Catalytic	TRUE	3/3/2017	3/15/2017	29.5	8.8	54%	68%	2.1	68%	32%	0.0322	0.0081	0.0241
C-48855-1A	Fresno	Open Hearth Fireplace	Gas Insert				FALSE	12/3/2016	1/25/2017	22.7	0	7%	68%	0.299465	100%	0%	0.0052	0.0000	0.0052
C-48857-1A	San Joaquin	Certified Wood Insert	Gas Insert				TRUE	12/9/2016	2/21/2017	14.5785	0	68%	68%	2.1	61%	38%	0.0143	0.0000	0.0143
C-48858-1A	Fresno	Freestanding Non-Certified Wood Stove	Gas Insert				TRUE	11/17/2016	12/14/2016	29.5	0	54%	68%	2.09	24%	59%	0.0115	0.0000	0.0115
C-48859-1A	Fresno	Certified Wood Insert	Gas Insert				TRUE	11/18/2016	12/14/2016	14.5785	0	68%	68%	2.1	24%	59%	0.0057	0.0000	0.0057
C-48860-1A	Fresno	Open Hearth Fireplace	Gas Insert				TRUE	11/15/2016	1/5/2017	22.7	0	7%	68%	0.299465	24%	59%	0.0013	0.0000	0.0013
C-48861-1A	Fresno	Open Hearth Fireplace	Certified Wood Insert	4.1		Non-Catalytic	TRUE	11/14/2016	2/6/2017	22.7	8.2	7%	68%	0.299465	24%	59%	0.0013	0.0001	0.0012
C-48864-1A	Madera	Freestanding Non-Certified Wood Stove	Freestanding Certified Wood Stove	3.5		Non-Catalytic	FALSE	11/8/2016	12/12/2016	29.5	7	54%	68%	2.61	100%	0%	0.0593	0.0112	0.0481
C-48866-1A	Kern	Open Hearth Fireplace	Gas Insert				TRUE	11/8/2016	12/7/2016	22.7	0	7%	68%	0.299465	31%	51%	0.0016	0.0000	0.0016
C-48868-1A	Madera	Non-Certified Wood Insert	Certified Wood Insert	3.5		Non-Catalytic	TRUE	12/14/2016	2/15/2017	29.5	7	54%	68%	2.1	33%	57%	0.0159	0.0037	0.0122
C-48870-1A	Kern	Open Hearth Fireplace	Gas Insert				TRUE	11/15/2016	12/14/2016	22.7	0	7%	68%	0.299465	31%	51%	0.0016	0.0000	0.0016
C-48871-1A	Kern	Open Hearth Fireplace	Gas Insert				TRUE	11/25/2016	12/15/2016	22.7	0	7%	68%	0.299465	31%	51%	0.0016	0.0000	0.0016
C-48872-1A	Fresno	Open Hearth Fireplace	Certified Wood Insert	2.6		Non-Catalytic	TRUE	11/7/2016	11/22/2016	22.7	5.2	7%	68%	0.299465	24%	59%	0.0013	0.0000	0.0012
C-48873-1A	Madera	Open Hearth Fireplace	Certified Wood Insert	2.6		Non-Catalytic	TRUE	11/7/2016	12/29/2016	22.7	5.2	7%	68%	0.299465	33%	57%	0.0017	0.0001	0.0017
C-48890-1A	San Joaquin	Open Hearth Fireplace	Certified Wood Insert	1.8		80 Catalytic	TRUE	1/11/2017	3/2/2017	22.7	3.6	7%	80%	0.299465	61%	38%	0.0032	0.0000	0.0031
C-48899-1A	Fresno	Open Hearth Fireplace	Certified Pellet Insert	1.1		Non-Catalytic	TRUE	1/3/2017	3/1/2017	22.7	2.2	7%	68%	0.299465	24%	59%	0.0013	0.0000	0.0012
C-48900-1A	Kern	Non-Certified Pellet Insert	Gas Insert				TRUE	11/2/2016	12/20/2016	2.9	0	68%	68%	2.1	31%	51%	0.0014	0.0000	0.0014
C-48901-1A	Kern	Open Hearth Fireplace	Gas Insert				TRUE	11/7/2016	12/12/2016	22.7	0	7%	68%	0.299465	31%	51%	0.0016	0.0000	0.0016
C-48904-1A	Fresno	Freestanding Non-Certified Wood Stove	Freestanding Certified Wood Stove	3.6		Non-Catalytic	FALSE	12/10/2016	1/24/2017	29.5	7.2	54%	68%	2.09	100%	0%	0.0475	0.0092	0.0383
C-48911-1A	Kings	Open Hearth Fireplace	Gas Insert				TRUE	12/16/2016	2/21/2017	22.7	0	7%	68%	0.299465	48%	48%	0.0025	0.0000	0.0025
C-48912-1A	San Joaquin	Open Hearth Fireplace	Certified Wood Insert	0.58		80 Catalytic	TRUE	11/17/2016	1/24/2017	22.7	1.16	7%	80%	0.299465	61%	38%	0.0032	0.0000	0.0032
C-48914-1A	Fresno	Open Hearth Fireplace	Gas Insert				TRUE	11/11/2016	1/5/2017	22.7	0	7%	68%	0.299465	24%	59%	0.0013	0.0000	0.0013
C-48916-1A	Fresno	Open Hearth Fireplace	Certified Wood Insert	2.6		Non-Catalytic	TRUE	11/14/2016	12/15/2016	22.7	5.2	7%	68%	0.299465	24%	59%	0.0013	0.0000	0.0012
C-48917-1A	Stanislaus	Open Hearth Fireplace	Gas Insert				TRUE	12/20/2016	3/1/2017	22.7	0	7%	68%	0.299465	54%	44%	0.0028	0.0000	0.0028
C-48918-1A	Madera	Non-Certified Wood Insert	Certified Wood Insert	3.6		Non-Catalytic	TRUE	1/13/2017	3/7/2017	29.5	7.2	54%	68%	2.1	33%	57%	0.0159	0.0038	0.0121
C-48919-1A	Fresno	Open Hearth Fireplace	Gas Insert				TRUE	12/9/2016	1/24/2017	22.7	0	7%	68%	0.299465	24%	59%	0.0013	0.0000	0.0013
C-48920-1A	Fresno	Open Hearth Fireplace	Gas Insert				TRUE	11/8/2016	12/7/2016	22.7	0	7%	68%	0.299465	24%	59%	0.0013	0.0000	0.0013
C-48921-1A	Kings	Non-Certified Wood Insert	Certified Wood Insert	4.2		Non-Catalytic	TRUE	12/16/2016	1/25/2017	29.5	8.4	54%	68%	2.1	48%	48%	0.0227	0.0058	0.0168
C-48922-1A	Stanislaus	Open Hearth Fireplace	Gas Insert				TRUE	12/5/2016	12/19/2016	22.7	0	7%	68%	0.299465	54%	44%	0.0028	0.0000	0.0028
C-48923-1A	Tulare	Open Hearth Fireplace	Gas Insert				TRUE	12/2/2016	12/19/2016	22.7	0	7%	68%	0.299465	53%	43%	0.0028	0.0000	0.0028
C-48924-1A	Fresno	Open Hearth Fireplace	Gas Insert				TRUE	2/27/2017	3/23/2017	22.7	0	7%	68%	0.299465	24%	59%	0.0013	0.0000	0.0013
C-48926-1A	Fresno	Open Hearth Fireplace	Certified Wood Insert	3.5		Non-Catalytic	TRUE	11/18/2016	2/9/2017	22.7	7	7%	68%	0.299465	24%	59%	0.0013	0.0001	0.0012
C-48927-1A	Fresno	Freestanding Non-Certified Wood Stove	Freestanding Certified Wood Stove	4.1		Non-Catalytic	FALSE	11/9/2016	12/15/2016	29.5	8.2	54%	68%	2.09	100%	0%	0.0475	0.0105	0.0370
C-48933-1A	Fresno	Open Hearth Fireplace	Certified Wood Insert	2.6		Non-Catalytic	TRUE	11/23/2016	12/15/2016	22.7	5.2	7%	68%	0.299465	24%	59%	0.0013	0.0000	0.0012
C-48943-1A	San Joaquin	Open Hearth Fireplace	Gas Insert				TRUE	12/21/2016	3/1/2017	22.7	0	7%	68%	0.299465	61%	38%	0.0032	0.0000	0.0032
C-48945-1A	San Joaquin	Open Hearth Fireplace	Gas Fireplace				TRUE	1/25/2017	6/21/2017	22.7	0	7%	68%	0.299465	61%	38%	0.0032	0.0000	0.0032
C-48947-1A	San Joaquin	Freestanding Non-Certified Wood Stove	Gas Insert				TRUE	11/29/2016	1/17/2017	29.5	0	54%	68%	1.15	61%	38%	0.0159	0.0000	0.0159
C-48948-1A	San Joaquin	Open Hearth Fireplace	Gas Insert				FALSE	2/22/2017	3/22/2017	22.7	0	7%	68%	0.299465	100%	0%	0.0052	0.0000	0.0052
C-48949-1A	Fresno	Open Hearth Fireplace	Gas Insert				TRUE	11/15/2016	12/7/2016	22.7	0	7%	68%	0.299465	24%	59%	0.0013	0.0000	0.0013
C-48950-1A	Stanislaus	Open Hearth Fireplace	Gas Insert				TRUE	12/13/2016	2/15/2017	22.7	0	7%	68%	0.299465	54%	44%	0.0028	0.0000	0.0028
C-48951-1A	Stanislaus	Open Hearth Fireplace	Gas Insert				FALSE	12/20/2016	2/14/2017	22.7	0	7%	68%	0.299465	100%	0%	0.0052	0.0000	0.0052
C-48952-1A	Fresno	Non-Certified Pellet Insert	Gas Insert				FALSE	11/21/2016	1/24/2017	2.9	0	68%	68%	2.1	100%	0%	0.0047	0.0000	0.0047
C-48953-1A	San Joaquin	Open Hearth Fireplace	Gas Insert				FALSE	2/3/2017	3/29/2017	22.7	0	7%	68%	0.299465	100%	0%	0.0052	0.0000	0.0052
C-48954-1A	Fresno	Open Hearth Fireplace	Gas Insert				TRUE	11/21/2016	2/13/2017	22.7	0	7%	68%	0.299465	24%	59%	0.0013	0.0000	0.0013
C-48955-1A	Madera	Open Hearth Fireplace	Gas Insert				TRUE	12/13/2016	1/25/2017	22.7	0	7%	68%	0.299465	33%	57%	0.0017	0.0000	0.0017
C-48956-1A	Fresno	Non-Certified Wood Insert	Certified Wood Insert	3.6		Non-Catalytic	TRUE	11/9/2016	12/12/2016	29.5	7.2	54%	68%	2.1	24%	59%	0.0115	0.0030	0.0085
C-48957-1A	San Joaquin	Open Hearth Fireplace	Gas Insert				TRUE	11/22/2016	1/24/2017	22.7	0	7%	68%	0.299465	61%	38%	0.0032	0.0000	0.0032
C-48958-1A	San Joaquin	Open Hearth Fireplace	Gas Insert				TRUE	12/8/2016	3/7/2017	22.7	0	7%	68%	0.299465	61%	38%	0.0032	0.0000	0.0032
C-48959-1A	Stanislaus	Freestanding Non-Certified Wood Stove	Freestanding Certified Pellet Stove	1.1		Non-Catalytic	TRUE	12/5/2016	2/14/2017	29.5	2.2	54%	68%	1.55	54%	44%	0.0191	0.0013	0.0178
C-48960-1A	Tulare	Wood-burning firebox	Gas Insert				TRUE	8/17/2017	10/10/2017	22.7	0	7%	68%	0.299465	53%	43%	0.0028	0.0000	0.0028
C-48961-1A	Tulare	Open Hearth Fireplace	Gas Insert				FALSE	11/10/2016	12/14/2016	22.7	0	7%	68%	0.299465	100%	0%	0.0052	0.0000	0.0052
C-48962-1A	Fresno	Open Hearth Fireplace	Certified Wood Insert	2.6		Non-Catalytic	TRUE	11/11/2016	12/15/2016	22.7	5.2	7%	68%	0.299465	24%	59%	0.0013	0.0000	0.0012
C-48963-1A	Tulare	Open Hearth Fireplace	Gas Insert				TRUE	12/9/2016	2/13/2017	22.7	0	7%	68%	0.299465	53%	43%	0.0028	0.0000	0.0028
C-48964-1A	Fresno	Open Hearth Fireplace	Certified Wood Insert	2.6		Non-Catalytic	TRUE	11/14/2016	12/15/2016	22.7	5.2	7%	68%	0.299465	24%	59%	0.0013	0.0000	0.0012
C-48965-1A	Stanislaus	Open Hearth Fireplace	Gas Insert				TRUE	12/9/2016	2/14/2017	22.7	0	7%	68%	0.299465	54%	44%	0.0028	0.0000	0.0028
C-48974-1A	San Joaquin	Freestanding Non-Certified Wood Stove	Gas Insert				TRUE	11/21/2016	2/13/2017	29.5	0	54%	68%	1.15	61%	38%	0.0159	0.0000	0.0159
C-48977-1A	Tulare	Open Hearth Fireplace	Gas Insert				TRUE	11/23/2016	2/1/2017	22.7	0	7%	68%	0.299465	53%	43%	0.0028	0.0000	0.0028
C-48979-1A	Stanislaus	Open Hearth Fireplace	Gas Insert				TRUE	12/22/2016	2/15/2017	22.7	0	7%	68%	0.299465	54%	44%	0.0028	0.0000	0.0028
C-48980-1A	Stanislaus	Open Hearth Fireplace	Gas Insert				TRUE	11/21/2016	12/14/2016	22.7	0	7%	68%	0.299465	54%	44%	0.0028	0.0000	0.0028
C-48982-1A	Kern	Open Hearth Fireplace	Gas Insert				TRUE	11/15/2016	12/14/2016	22.7	0	7%	68%	0.299465	31%	51%	0.0016	0.0000	0.0016
C-48983-1A	Kern	Open Hearth Fireplace	Gas Insert				FALSE	11/9/2016	11/22/2016	22.7	0	7%	68%	0.299465	100%	0%	0.0052	0.0000	0.0052
C-48985-1A	Stanislaus	Freestanding Non-Certified Wood Stove	Gas Insert				TRUE	11/21/2016	2/23/2017	29.5	0	54%	68%	1.55	54%	44%	0.0191	0.0000	0.0191
C-48986-1A	Tulare	Open Hearth Fireplace	Gas Insert				TRUE	11/9/2016	12/15/2016	22.7	0	7%	68%	0.299465	53%	43%	0.0028	0.0000	0.0028
C-48999-1A	Fresno	Open Hearth Fireplace	Gas Insert				TRUE	11/23/2016	2/23/2017	22.7	0	7%	68%	0.299465	24%	59%	0.0013	0.0000	0.0013
C-49001-1A	Fresno	Open Hearth Fireplace	Gas Insert				FALSE	11/23/2016	2/6/2017	22.7	0	7%	68%	0.299465	100%	0%	0.0052	0.0000	0.0052
C-49002-1A	Fresno	Open Hearth Fireplace	Gas Insert				TRUE	11/22/2016	12/14/2016	22.7	0	7%	68%	0.299465	24%	59%	0.0013	0.0000	0.0013
C-49006-1A																			

SAN JOAQUIN VALLEY UNIFIED AIR POLLUTION CONTROL DISTRICT

2021 Annual Demonstration Report

August 31, 2022

Contract#	County	OldDeviceType	NewDeviceType	EmissionRating	OverallEfficiency	DeviceSubtype	PipedNatGa	InstallDate	ClaimDate	Emission Factor		Efficiency		FuelUse	Non-Curtailment %		Emissions (tpy PM2.5)		
										EF_Old	EF_New	Eff_Old	Eff_New		B_all	B_reg	Before	After	Reduction
C-49051-1A	San Joaquin	Open Hearth Fireplace	Gas Insert				TRUE	11/18/2016	12/14/2016	22.7	0	7%	68%	0.299465	61%	38%	0.0032	0.0000	0.0032
C-49052-1A	Fresno	Open Hearth Fireplace	Gas Insert				FALSE	7/7/2017	8/9/2017	22.7	0	7%	68%	0.299465	100%	0%	0.0052	0.0000	0.0052
C-49053-1A	Fresno	Open Hearth Fireplace	Certified Wood Insert	4.2		Non-Catalytic	FALSE	11/29/2016	12/15/2016	22.7	8.4	7%	68%	0.299465	100%	0%	0.0052	0.0002	0.0050
C-49055-1A	Fresno	Open Hearth Fireplace	Gas Fireplace				FALSE	12/7/2016	2/23/2017	22.7	0	7%	68%	0.299465	100%	0%	0.0052	0.0000	0.0052
C-49057-1A	Kern	Open Hearth Fireplace	Gas Insert				FALSE	11/14/2016	2/10/2017	22.7	0	7%	68%	0.299465	100%	0%	0.0052	0.0000	0.0052
C-49096-1A	Fresno	Freestanding Non-Certified Wood Stove	Gas Insert				TRUE	10/5/2016	3/1/2017	29.5	0	54%	68%	2.09	24%	59%	0.0115	0.0000	0.0115
C-49099-1A	Madera	Open Hearth Fireplace	Certified Wood Insert	3.6		Non-Catalytic	FALSE	5/15/2017	5/17/2017	22.7	7.2	7%	68%	0.299465	100%	0%	0.0052	0.0002	0.0051
C-49101-1A	Fresno	Freestanding Non-Certified Wood Stove	Gas Insert				TRUE	12/3/2016	12/19/2016	29.5	0	54%	68%	2.09	24%	59%	0.0115	0.0000	0.0115
C-49102-1A	Tulare	Freestanding Non-Certified Wood Stove	Gas Insert				TRUE	12/3/2016	3/7/2017	29.5	0	54%	68%	2.4	53%	43%	0.0291	0.0000	0.0291
C-49115-1A	San Joaquin	Open Hearth Fireplace	Gas Insert				FALSE	12/22/2016	3/8/2017	22.7	0	7%	68%	0.299465	100%	0%	0.0052	0.0000	0.0052
C-49122-1A	Fresno	Open Hearth Fireplace	Gas Insert				TRUE	1/9/2017	2/1/2017	22.7	0	7%	68%	0.299465	24%	59%	0.0013	0.0000	0.0013
C-49124-1A	Fresno	Open Hearth Fireplace	Gas Insert				TRUE	11/23/2016	2/23/2017	22.7	0	7%	68%	0.299465	24%	59%	0.0013	0.0000	0.0013
C-49126-1A	Kern	Open Hearth Fireplace	Gas Insert				FALSE	12/1/2016	1/9/2017	22.7	0	7%	68%	0.299465	100%	0%	0.0052	0.0000	0.0052
C-49127-1A	San Joaquin	Open Hearth Fireplace	Certified Pellet Insert	1.5		76 Non-Catalytic	FALSE	12/1/2016	1/24/2017	22.7	3	7%	76%	0.299465	100%	0%	0.0052	0.0001	0.0052
C-49128-1A	Kern	Open Hearth Fireplace	Gas Insert				FALSE	11/14/2016	2/13/2017	22.7	0	7%	68%	0.299465	100%	0%	0.0052	0.0000	0.0052
C-49129-1A	Kern	Open Hearth Fireplace	Gas Insert				FALSE	11/14/2016	2/6/2017	22.7	0	7%	68%	0.299465	100%	0%	0.0052	0.0000	0.0052
C-49132-1A	San Joaquin	Freestanding Non-Certified Pellet Stove	Freestanding Gas Stove				TRUE	1/19/2017	2/14/2017	2.9	0	68%	68%	1.15	61%	38%	0.0016	0.0000	0.0016
C-49133-1A	Fresno	Open Hearth Fireplace	Certified Wood Insert	2.6		Non-Catalytic	TRUE	11/29/2016	12/20/2016	22.7	5.2	7%	68%	0.299465	24%	59%	0.0013	0.0000	0.0012
C-49134-1A	Stanislaus	Open Hearth Fireplace	Gas Fireplace				TRUE	12/21/2016	2/14/2017	22.7	0	7%	68%	0.299465	54%	44%	0.0028	0.0000	0.0028
C-49136-1A	Madera	Open Hearth Fireplace	Gas Insert				TRUE	11/22/2016	3/1/2017	22.7	0	7%	68%	0.299465	33%	57%	0.0017	0.0000	0.0017
C-49139-1A	Kern	Open Hearth Fireplace	Gas Insert				TRUE	11/22/2016	2/10/2017	22.7	0	7%	68%	0.299465	31%	51%	0.0016	0.0000	0.0016
C-49142-1A	San Joaquin	Open Hearth Fireplace	Gas Insert				TRUE	12/28/2016	3/8/2017	22.7	0	7%	68%	0.299465	61%	38%	0.0032	0.0000	0.0032
C-49143-1A	Fresno	Open Hearth Fireplace	Gas Insert				TRUE	11/8/2016	2/23/2017	22.7	0	7%	68%	0.299465	24%	59%	0.0013	0.0000	0.0013
C-49144-1A	Kern	Open Hearth Fireplace	Gas Insert				TRUE	11/14/2016	1/13/2017	22.7	0	7%	68%	0.299465	31%	51%	0.0016	0.0000	0.0016
C-49146-1A	Tulare	Open Hearth Fireplace	Gas Insert				TRUE	8/28/2017	10/4/2017	22.7	0	7%	68%	0.299465	53%	43%	0.0028	0.0000	0.0028
C-49147-1A	San Joaquin	Freestanding Non-Certified Wood Stove	Gas Insert				FALSE	12/14/2016	1/24/2017	29.5	0	54%	68%	1.15	100%	0%	0.0261	0.0000	0.0261
C-49148-1A	Fresno	Open Hearth Fireplace	Gas Insert				TRUE	12/1/2016	12/20/2016	22.7	0	7%	68%	0.299465	24%	59%	0.0013	0.0000	0.0013
C-49149-1A	Madera	Open Hearth Fireplace	Gas Insert				TRUE	11/22/2016	12/14/2016	22.7	0	7%	68%	0.299465	33%	57%	0.0017	0.0000	0.0017
C-49150-1A	San Joaquin	Open Hearth Fireplace	Gas Insert				TRUE	12/6/2016	2/13/2017	22.7	0	7%	68%	0.299465	61%	38%	0.0032	0.0000	0.0032
C-49161-1A	San Joaquin	Open Hearth Fireplace	Gas Insert				FALSE	12/4/2016	2/6/2017	22.7	0	7%	68%	0.299465	100%	0%	0.0052	0.0000	0.0052
C-49162-1A	Madera	Open Hearth Fireplace	Certified Wood Insert	3.6		Non-Catalytic	FALSE	12/14/2016	4/19/2017	22.7	7.2	7%	68%	0.299465	100%	0%	0.0052	0.0002	0.0051
C-49163-1A	Fresno	Open Hearth Fireplace	Gas Insert				TRUE	12/1/2016	12/19/2016	22.7	0	7%	68%	0.299465	24%	59%	0.0013	0.0000	0.0013
C-49164-1A	San Joaquin	Freestanding Certified Pellet Stove	Freestanding Gas Stove				TRUE	11/30/2016	1/25/2017	2.9	0	68%	68%	1.15	61%	38%	0.0016	0.0000	0.0016
C-49166-1A	Tulare	Freestanding Non-Certified Wood Stove	Freestanding Gas Stove				TRUE	12/9/2016	12/20/2016	29.5	0	54%	68%	2.4	53%	43%	0.0291	0.0000	0.0291
C-49167-1A	Stanislaus	Non-Certified Wood Insert	Certified Pellet Insert	1.8		Non-Catalytic	TRUE	2/11/2017	5/16/2017	29.5	3.6	54%	68%	2.1	54%	44%	0.0258	0.0028	0.0230
C-49168-1A	Tulare	Open Hearth Fireplace	Gas Insert				TRUE	12/9/2016	1/24/2017	22.7	0	7%	68%	0.299465	53%	43%	0.0028	0.0000	0.0028
C-49169-1A	Merced	Open Hearth Fireplace	Gas Insert				TRUE	12/6/2016	2/23/2017	22.7	0	7%	68%	0.299465	68%	32%	0.0035	0.0000	0.0035
C-49170-1A	Fresno	Open Hearth Fireplace	Gas Insert				TRUE	12/11/2016	12/20/2016	22.7	0	7%	68%	0.299465	24%	59%	0.0013	0.0000	0.0013
C-49173-1A	Fresno	Open Hearth Fireplace	Gas Insert				TRUE	1/10/2017	3/8/2017	22.7	0	7%	68%	0.299465	24%	59%	0.0013	0.0000	0.0013
C-49175-1A	Stanislaus	Freestanding Non-Certified Wood Stove	Gas Insert				TRUE	11/29/2016	2/23/2017	29.5	0	54%	68%	1.55	54%	44%	0.0191	0.0000	0.0191
C-49176-1A	Tulare	Open Hearth Fireplace	Gas Insert				TRUE	12/14/2016	3/8/2017	22.7	0	7%	68%	0.299465	53%	43%	0.0028	0.0000	0.0028
C-49177-1A	Fresno	Open Hearth Fireplace	Gas Insert				TRUE	12/1/2016	12/19/2016	22.7	0	7%	68%	0.299465	24%	59%	0.0013	0.0000	0.0013
C-49178-1A	San Joaquin	Open Hearth Fireplace	Gas Fireplace				TRUE	2/2/2017	3/22/2017	22.7	0	7%	68%	0.299465	61%	38%	0.0032	0.0000	0.0032
C-49179-1A	Fresno	Open Hearth Fireplace	Gas Insert				TRUE	11/19/2016	2/13/2017	22.7	0	7%	68%	0.299465	24%	59%	0.0013	0.0000	0.0013
C-49180-1A	Stanislaus	Freestanding Non-Certified Wood Stove	Freestanding Gas Stove				FALSE	12/10/2016	3/1/2017	29.5	0	54%	68%	1.55	100%	0%	0.0352	0.0000	0.0352
C-49182-1A	Stanislaus	Open Hearth Fireplace	Gas Insert				TRUE	11/17/2016	1/24/2017	22.7	0	7%	68%	0.299465	54%	44%	0.0028	0.0000	0.0028
C-49185-1A	Merced	Open Hearth Fireplace	Gas Insert				TRUE	1/27/2017	4/19/2017	22.7	0	7%	68%	0.299465	68%	32%	0.0035	0.0000	0.0035
C-49186-1A	Fresno	Open Hearth Fireplace	Gas Insert				TRUE	11/28/2016	1/24/2017	22.7	0	7%	68%	0.299465	24%	59%	0.0013	0.0000	0.0013
C-49187-1A	Fresno	Open Hearth Fireplace	Gas Insert				TRUE	11/18/2016	12/29/2016	22.7	0	7%	68%	0.299465	24%	59%	0.0013	0.0000	0.0013
C-49188-1A	Fresno	Open Hearth Fireplace	Gas Insert				TRUE	12/5/2016	12/19/2016	22.7	0	7%	68%	0.299465	24%	59%	0.0013	0.0000	0.0013
C-49189-1A	Fresno	Open Hearth Fireplace	Gas Insert				TRUE	12/8/2016	2/9/2017	22.7	0	7%	68%	0.299465	24%	59%	0.0013	0.0000	0.0013
C-49190-1A	Fresno	Freestanding Non-Certified Wood Stove	Gas Insert				TRUE	12/8/2016	3/23/2017	29.5	0	54%	68%	2.09	24%	59%	0.0115	0.0000	0.0115
C-49191-1A	Madera	Non-Certified Wood Insert	Certified Wood Insert	4.1		Non-Catalytic	TRUE	12/6/2016	2/23/2017	29.5	8.2	54%	68%	2.1	33%	57%	0.0159	0.0043	0.0116
C-49192-1A	Fresno	Open Hearth Fireplace	Certified Wood Insert	4.1		Non-Catalytic	TRUE	1/11/2017	3/1/2017	22.7	8.2	7%	68%	0.299465	24%	59%	0.0013	0.0001	0.0012
C-49193-1A	Fresno	Open Hearth Fireplace	Gas Insert				TRUE	12/9/2016	2/7/2017	22.7	0	7%	68%	0.299465	24%	59%	0.0013	0.0000	0.0013
C-49203-1A	Fresno	Open Hearth Fireplace	Certified Wood Insert	2.6		Non-Catalytic	FALSE	11/28/2016	12/15/2016	22.7	5.2	7%	68%	0.299465	100%	0%	0.0052	0.0001	0.0051
C-49204-1A	Fresno	Open Hearth Fireplace	Certified Wood Insert	2.6		Non-Catalytic	TRUE	12/19/2016	4/19/2017	22.7	5.2	7%	68%	0.299465	24%	59%	0.0013	0.0000	0.0012
C-49205-1A	Tulare	Open Hearth Fireplace	Certified Wood Insert	4.5		71 Non-Catalytic	FALSE	12/12/2016	2/7/2017	22.7	9	7%	71%	0.299465	100%	0%	0.0052	0.0002	0.0050
C-49206-1A	Fresno	Open Hearth Fireplace	Gas Insert				TRUE	12/23/2016	1/24/2017	22.7	0	7%	68%	0.299465	24%	59%	0.0013	0.0000	0.0013
C-49225-1A	San Joaquin	Open Hearth Fireplace	Gas Insert				TRUE	12/3/2016	2/2/2017	22.7	0	7%	68%	0.299465	61%	38%	0.0032	0.0000	0.0032
C-49226-1A	Kings	Open Hearth Fireplace	Certified Wood Insert	2.6		Non-Catalytic	TRUE	11/17/2016	11/22/2016	22.7	5.2	7%	68%	0.299465	48%	48%	0.0025	0.0001	0.0024
C-49227-1A	Fresno	Open Hearth Fireplace	Gas Insert				TRUE	11/20/2016	12/15/2016	22.7	0	7%	68%	0.299465	24%	59%	0.0013	0.0000	0.0013
C-49228-1A	Kings	Open Hearth Fireplace	Certified Pellet Insert	2.1		Non-Catalytic	TRUE	11/18/2016	12/15/2016	22.7	4.2	7%	68%	0.299465	48%	48%	0.0025	0.0001	0.0024
C-49229-1A	Kings	Open Hearth Fireplace	Certified Wood Insert	2.6		Non-Catalytic	TRUE	12/29/2016	1/17/2017	22.7	5.2	7%	68%	0.299465	48%	48%	0.0025	0.0001	0.0024
C-49238-1A	Tulare	Open Hearth Fireplace	Gas Insert				TRUE	11/30/2016	1/24/2017	22.7	0	7%	68%	0.299465	53%	43%	0.0028	0.0000	0.0028
C-49240-1A	San Joaquin	Open Hearth Fireplace	Gas Insert				TRUE	11/17/2016	3/15/2017	22.7	0	7%	68%	0.299465	61%	38%	0.0032	0.0000	0.0032
C-49241-1A	Fresno	Freestanding Non-Certified Wood Stove	Gas Insert				TRUE	1/16/2017	3/8/2017	29.5	0	54%							

SAN JOAQUIN VALLEY UNIFIED AIR POLLUTION CONTROL DISTRICT

Contract#	County	OldDeviceType	NewDeviceType	EmissionRating	OverallEfficiency	DeviceSubtype	PipedNatGa	InstallDate	ClaimDate	Emission Factor		Efficiency		FuelUse	Non-Curtailment %		Emissions (tpy PM2.5)		
										EF_Old	EF_New	Eff_Old	Eff_New		B_all	B_reg	Before	After	Reduction
C-49283-1A	Fresno	Freestanding Non-Certified Wood Stove	Gas Insert				TRUE	12/3/2016	12/20/2016	29.5	0	54%	68%	2.09	24%	59%	0.0115	0.0000	0.0115
C-49285-1A	Tulare	Open Hearth Fireplace	Gas Insert				TRUE	11/18/2016	12/20/2016	22.7	0	7%	68%	0.299465	53%	43%	0.0028	0.0000	0.0028
C-49286-1A	Fresno	Open Hearth Fireplace	Certified Wood Insert	2.6		Non-Catalytic	FALSE	1/5/2017	1/24/2017	22.7	5.2	7%	68%	0.299465	100%	0%	0.0052	0.0001	0.0051
C-49288-1A	Kern	Non-Certified Wood Insert	Certified Wood Insert	3.5		Non-Catalytic	FALSE	1/30/2017	3/7/2017	29.5	7	54%	68%	2.1	100%	0%	0.0477	0.0090	0.0387
C-49289-1A	San Joaquin	Open Hearth Fireplace	Gas Insert				TRUE	12/15/2016	2/13/2017	22.7	0	7%	68%	0.299465	61%	38%	0.0032	0.0000	0.0032
C-49291-1A	Kern	Open Hearth Fireplace	Gas Insert				TRUE	2/13/2017	3/2/2017	22.7	0	7%	68%	0.299465	31%	51%	0.0016	0.0000	0.0016
C-49292-1A	Kern	Open Hearth Fireplace	Gas Fireplace				TRUE	11/25/2016	2/9/2017	22.7	0	7%	68%	0.299465	31%	51%	0.0016	0.0000	0.0016
C-49293-1A	Kern	Open Hearth Fireplace	Gas Insert				TRUE	3/7/2017	4/5/2017	22.7	0	7%	68%	0.299465	31%	51%	0.0016	0.0000	0.0016
C-49303-1A	Madera	Open Hearth Fireplace	Certified Wood Insert	1.9		Non-Catalytic	TRUE	12/2/2016	2/1/2017	22.7	3.8	7%	68%	0.299465	33%	57%	0.0017	0.0000	0.0017
C-49304-1A	Fresno	Open Hearth Fireplace	Gas Insert				TRUE	12/14/2016	4/5/2017	22.7	0	7%	68%	0.299465	24%	59%	0.0013	0.0000	0.0013
C-49310-1A	Kern	Open Hearth Fireplace	Gas Insert				TRUE	11/28/2016	2/6/2017	22.7	0	7%	68%	0.299465	31%	51%	0.0016	0.0000	0.0016
C-49311-1A	Kern	Open Hearth Fireplace	Gas Insert				TRUE	11/25/2016	2/13/2017	22.7	0	7%	68%	0.299465	31%	51%	0.0016	0.0000	0.0016
C-49312-1A	Kern	Open Hearth Fireplace	Gas Insert				TRUE	12/12/2016	2/13/2017	22.7	0	7%	68%	0.299465	31%	51%	0.0016	0.0000	0.0016
C-49313-1A	Fresno	Open Hearth Fireplace	Gas Insert				TRUE	2/10/2017	3/2/2017	22.7	0	7%	68%	0.299465	24%	59%	0.0013	0.0000	0.0013
C-49314-1A	Fresno	Open Hearth Fireplace	Gas Insert				TRUE	12/2/2016	12/19/2016	22.7	0	7%	68%	0.299465	24%	59%	0.0013	0.0000	0.0013
C-49319-1A	Fresno	Open Hearth Fireplace	Gas Insert				TRUE	12/22/2016	3/30/2017	22.7	0	7%	68%	0.299465	24%	59%	0.0013	0.0000	0.0013
C-49321-1A	Fresno	Open Hearth Fireplace	Certified Wood Insert	2.6		Non-Catalytic	TRUE	11/30/2016	12/15/2016	22.7	5.2	7%	68%	0.299465	24%	59%	0.0013	0.0000	0.0012
C-49322-1A	Fresno	Open Hearth Fireplace	Gas Insert				FALSE	1/6/2017	2/21/2017	22.7	0	7%	68%	0.299465	100%	0%	0.0052	0.0000	0.0052
C-49323-1A	San Joaquin	Freestanding Non-Certified Wood Stove	Gas Insert				TRUE	12/30/2016	3/15/2017	29.5	0	54%	68%	1.15	61%	38%	0.0159	0.0000	0.0159
C-49324-1A	Merced	Certified Wood Insert	Gas Insert				FALSE	12/20/2016	2/21/2017	14.5785	0	68%	68%	2.1	100%	0%	0.0236	0.0000	0.0236
C-49325-1A	Fresno	Open Hearth Fireplace	Gas Fireplace				FALSE	4/1/2017	5/16/2017	22.7	0	7%	68%	0.299465	100%	0%	0.0052	0.0000	0.0052
C-49326-1A	Kern	Wood-burning firebox	Gas Insert				TRUE	12/14/2016	3/15/2017	22.7	0	7%	68%	0.299465	31%	51%	0.0016	0.0000	0.0016
C-49327-1A	Fresno	Freestanding Non-Certified Wood Stove	Gas Insert				FALSE	12/12/2016	2/13/2017	29.5	0	54%	68%	2.09	100%	0%	0.0475	0.0000	0.0475
C-49333-1A	San Joaquin	Open Hearth Fireplace	Gas Insert				TRUE	1/13/2017	3/15/2017	22.7	0	7%	68%	0.299465	61%	38%	0.0032	0.0000	0.0032
C-49334-1A	Fresno	Open Hearth Fireplace	Certified Wood Insert	2.6		Non-Catalytic	TRUE	11/28/2016	12/15/2016	22.7	5.2	7%	68%	0.299465	24%	59%	0.0013	0.0000	0.0012
C-49335-1A	Fresno	Freestanding Non-Certified Wood Stove	Gas Insert				TRUE	12/10/2016	2/23/2017	29.5	0	54%	68%	2.09	24%	59%	0.0115	0.0000	0.0115
C-49336-1A	Fresno	Open Hearth Fireplace	Gas Insert				FALSE	11/29/2016	2/9/2017	22.7	0	7%	68%	0.299465	100%	0%	0.0052	0.0000	0.0052
C-49339-1A	San Joaquin	Open Hearth Fireplace	Gas Insert				TRUE	1/10/2017	4/18/2017	22.7	0	7%	68%	0.299465	61%	38%	0.0032	0.0000	0.0032
C-49344-1A	San Joaquin	Non-Certified Wood Insert	Certified Pellet Insert	1.5		76 Non-Catalytic	TRUE	12/16/2016	2/13/2017	29.5	3	54%	76%	2.1	61%	38%	0.0290	0.0023	0.0267
C-49347-1A	San Joaquin	Open Hearth Fireplace	Gas Insert				TRUE	12/12/2016	2/14/2017	22.7	0	7%	68%	0.299465	61%	38%	0.0032	0.0000	0.0032
C-49350-1A	San Joaquin	Open Hearth Fireplace	Gas Insert				TRUE	2/16/2017	3/15/2017	22.7	0	7%	68%	0.299465	61%	38%	0.0032	0.0000	0.0032
C-49351-1A	Fresno	Open Hearth Fireplace	Gas Insert				TRUE	12/5/2016	3/15/2017	22.7	0	7%	68%	0.299465	24%	59%	0.0013	0.0000	0.0013
C-49357-1A	Stanislaus	Non-Certified Wood Insert	Certified Wood Insert	3.6		Non-Catalytic	TRUE	12/14/2016	2/10/2017	29.5	7.2	54%	68%	2.1	54%	44%	0.0258	0.0056	0.0203
C-49360-1A	Kern	Open Hearth Fireplace	Gas Insert				TRUE	11/29/2016	1/24/2017	22.7	0	7%	68%	0.299465	31%	51%	0.0016	0.0000	0.0016
C-49362-1A	Stanislaus	Open Hearth Fireplace	Gas Insert				TRUE	11/23/2016	2/13/2017	22.7	0	7%	68%	0.299465	54%	44%	0.0028	0.0000	0.0028
C-49364-1A	Stanislaus	Open Hearth Fireplace	Gas Insert				TRUE	11/22/2016	12/14/2016	22.7	0	7%	68%	0.299465	54%	44%	0.0028	0.0000	0.0028
C-49366-1A	Fresno	Open Hearth Fireplace	Gas Insert				FALSE	12/22/2016	2/6/2017	22.7	0	7%	68%	0.299465	100%	0%	0.0052	0.0000	0.0052
C-49383-1A	Madera	Open Hearth Fireplace	Gas Insert				TRUE	3/6/2017	3/23/2017	22.7	0	7%	68%	0.299465	33%	57%	0.0017	0.0000	0.0017
C-49386-1A	Fresno	Open Hearth Fireplace	Gas Insert				TRUE	2/20/2017	5/23/2017	22.7	0	7%	68%	0.299465	24%	59%	0.0013	0.0000	0.0013
C-49387-1A	Madera	Open Hearth Fireplace	Certified Wood Insert	4.1		Non-Catalytic	TRUE	12/9/2016	2/6/2017	22.7	8.2	7%	68%	0.299465	33%	57%	0.0017	0.0001	0.0017
C-49388-1A	Fresno	Open Hearth Fireplace	Gas Insert				TRUE	12/13/2016	4/5/2017	22.7	0	7%	68%	0.299465	24%	59%	0.0013	0.0000	0.0013
C-49389-1A	Fresno	Freestanding Non-Certified Wood Stove	Gas Insert				TRUE	1/9/2017	2/23/2017	29.5	0	54%	68%	2.09	24%	59%	0.0115	0.0000	0.0115
C-49390-1A	Fresno	Freestanding Non-Certified Wood Stove	Freestanding Certified Pellet Stove	1.1		Non-Catalytic	TRUE	12/5/2016	2/15/2017	29.5	2.2	54%	68%	2.09	24%	59%	0.0115	0.0009	0.0106
C-49391-1A	Tulare	Open Hearth Fireplace	Certified Wood Insert	2.6		Non-Catalytic	TRUE	12/7/2016	1/4/2017	22.7	5.2	7%	68%	0.299465	53%	43%	0.0028	0.0001	0.0027
C-49393-1A	Tulare	Open Hearth Fireplace	Certified Wood Insert	2.6		Non-Catalytic	TRUE	11/30/2016	12/29/2016	22.7	5.2	7%	68%	0.299465	53%	43%	0.0028	0.0001	0.0027
C-49394-1A	Madera	Open Hearth Fireplace	Gas Insert				TRUE	12/10/2016	12/29/2016	22.7	0	7%	68%	0.299465	33%	57%	0.0017	0.0000	0.0017
C-49395-1A	Madera	Open Hearth Fireplace	Gas Insert				FALSE	12/3/2016	1/25/2017	22.7	0	7%	68%	0.299465	100%	0%	0.0052	0.0000	0.0052
C-49397-1A	Fresno	Non-Certified Wood Insert	Certified Wood Insert	3.9		Non-Catalytic	TRUE	12/30/2016	3/7/2017	29.5	7.8	54%	68%	2.1	24%	59%	0.0115	0.0033	0.0083
C-49399-1A	Fresno	Non-Certified Wood Insert	Certified Pellet Insert	2.1		Non-Catalytic	FALSE	2/3/2017	2/14/2017	29.5	4.2	54%	68%	2.1	100%	0%	0.0477	0.0054	0.0423
C-49402-1A	Tulare	Open Hearth Fireplace	Gas Insert				TRUE	1/31/2017	3/14/2017	22.7	0	7%	68%	0.299465	53%	43%	0.0028	0.0000	0.0028
C-49403-1A	Kern	Wood-burning firebox	Gas Insert				TRUE	2/2/2017	3/15/2017	22.7	0	7%	68%	0.299465	31%	51%	0.0016	0.0000	0.0016
C-49405-1A	Fresno	Open Hearth Fireplace	Gas Insert				TRUE	2/23/2017	5/23/2017	22.7	0	7%	68%	0.299465	24%	59%	0.0013	0.0000	0.0013
C-49406-2B	Fresno	Open Hearth Fireplace	Gas Insert				TRUE	1/26/2017	3/15/2017	22.7	0	7%	68%	0.299465	24%	59%	0.0013	0.0000	0.0013
C-49409-1A	Merced	Open Hearth Fireplace	Certified Wood Insert	2.6		Non-Catalytic	TRUE	12/23/2016	2/15/2017	22.7	5.2	7%	68%	0.299465	68%	32%	0.0035	0.0001	0.0034
C-49410-1A	Fresno	Open Hearth Fireplace	Gas Insert				TRUE	11/17/2016	3/15/2017	22.7	0	7%	68%	0.299465	24%	59%	0.0013	0.0000	0.0013
C-49411-1A	Fresno	Open Hearth Fireplace	Gas Insert				TRUE	12/13/2016	2/1/2017	22.7	0	7%	68%	0.299465	24%	59%	0.0013	0.0000	0.0013
C-49412-1A	Madera	Freestanding Non-Certified Wood Stove	Certified Wood Insert	2.6		Non-Catalytic	TRUE	12/1/2016	1/25/2017	29.5	5.2	54%	68%	2.61	33%	57%	0.0198	0.0034	0.0163
C-49413-1A	Tulare	Open Hearth Fireplace	Gas Insert				TRUE	12/3/2016	2/14/2017	22.7	0	7%	68%	0.299465	53%	43%	0.0028	0.0000	0.0028
C-49414-1A	Fresno	Open Hearth Fireplace	Certified Wood Insert	2.7		Non-Catalytic	FALSE	1/16/2017	2/7/2017	22.7	5.4	7%	68%	0.299465	100%	0%	0.0052	0.0001	0.0051
C-49415-1A	Stanislaus	Open Hearth Fireplace	Gas Fireplace				TRUE	1/9/2017	3/8/2017	22.7	0	7%	68%	0.299465	54%	44%	0.0028	0.0000	0.0028
C-49416-1A	Tulare	Open Hearth Fireplace	Gas Insert				TRUE	12/9/2016	2/21/2017	22.7	0	7%	68%	0.299465	53%	43%	0.0028	0.0000	0.0028
C-49417-1A	Fresno	Freestanding Non-Certified Wood Stove	Gas Insert				TRUE	1/11/2017	3/8/2017	29.5	0	54%	68%	2.09	24%	59%	0.0115	0.0000	0.0115
C-49426-1A	Fresno	Open Hearth Fireplace	Gas Insert				TRUE	12/27/2016	1/17/2017	22.7	0	7%	68%	0.299465	24%	59%	0.0013	0.0000	0.0013
C-49430-1A	Tulare	Open Hearth Fireplace	Gas Insert				FALSE	12/2/2016	2/1/2017	22.7	0	7%	68%	0.299465	100%	0%	0.0052	0.0000	0.0052
C-49432-1A	Stanislaus	Open Hearth Fireplace	Gas Insert				FALSE	12/21/2016	2/15/2017	22.7	0	7%	68%	0.299465	100%	0%	0.0052	0.0000	0.0052
C-49433-1A	Fresno	Open Hearth Fireplace	Gas Insert				TRUE	12/20/2016	3/29/2017	22.7	0	7%	68%	0.299465	24%	59%	0.0013	0.0000	0.0013
C-49434-1A	Fresno	Open Hearth Fireplace	Gas Insert				TRUE	12/16/2016	2/13/2017	22.7	0	7%	68%	0.299465					

SAN JOAQUIN VALLEY UNIFIED AIR POLLUTION CONTROL DISTRICT

Contract#	County	OldDeviceType	NewDeviceType	EmissionRating	OverallEfficiency	DeviceSubtype	PipedNatGa	InstallDate	ClaimDate	Emission Factor		Efficiency		FuelUse	Non-Curtailment %		Emissions (tpy PM2.5)		
										EF_Old	EF_New	Eff_Old	Eff_New		B_all	B_reg	Before	After	Reduction
C-49474-1A	Fresno	Open Hearth Fireplace	Gas Insert				TRUE	11/30/2016	12/20/2016	22.7	0	7%	68%	0.299465	24%	59%	0.0013	0.0000	0.0013
C-49476-1A	Fresno	Open Hearth Fireplace	Gas Insert				TRUE	1/4/2017	2/6/2017	22.7	0	7%	68%	0.299465	24%	59%	0.0013	0.0000	0.0013
C-49477-1A	San Joaquin	Certified Pellet Insert	Gas Fireplace				TRUE	12/5/2016	3/1/2017	2.9	0	68%	68%	2.1	61%	38%	0.0029	0.0000	0.0029
C-49479-1A	San Joaquin	Open Hearth Fireplace	Gas Insert				TRUE	12/20/2016	2/14/2017	22.7	0	7%	68%	0.299465	61%	38%	0.0032	0.0000	0.0032
C-49502-1A	Fresno	Freestanding Non-Certified Wood Stove	Freestanding Certified Wood Stove	3.6		Non-Catalytic	FALSE	12/2/2016	2/23/2017	29.5	7.2	54%	68%	2.09	100%	0%	0.0475	0.0092	0.0383
C-49503-1A	Merced	Freestanding Non-Certified Wood Stove	Gas Insert				FALSE	12/16/2016	3/29/2017	29.5	0	54%	68%	2.67	100%	0%	0.0606	0.0000	0.0606
C-49505-1A	Fresno	Open Hearth Fireplace	Gas Insert				TRUE	12/5/2016	12/20/2016	22.7	0	7%	68%	0.299465	24%	59%	0.0013	0.0000	0.0013
C-49508-1A	Stanislaus	Open Hearth Fireplace	Gas Insert				TRUE	12/19/2016	2/21/2017	22.7	0	7%	68%	0.299465	54%	44%	0.0028	0.0000	0.0028
C-49509-1A	Kings	Open Hearth Fireplace	Certified Wood Insert	4.2		Non-Catalytic	TRUE	12/16/2016	2/1/2017	22.7	8.4	7%	68%	0.299465	48%	48%	0.0025	0.0001	0.0024
C-49510-1A	Stanislaus	Open Hearth Fireplace	Certified Wood Insert	3.5		73 Non-Catalytic	TRUE	2/3/2017	3/8/2017	22.7	7	7%	73%	0.299465	54%	44%	0.0028	0.0001	0.0027
C-49512-2B	Fresno	Open Hearth Fireplace	Gas Insert				FALSE	12/27/2016	1/25/2017	22.7	0	7%	68%	0.299465	100%	0%	0.0052	0.0000	0.0052
C-49513-1A	San Joaquin	Open Hearth Fireplace	Certified Pellet Insert	2.7		Non-Catalytic	TRUE	1/12/2017	2/14/2017	22.7	5.4	7%	68%	0.299465	61%	38%	0.0032	0.0001	0.0031
C-49514-1A	San Joaquin	Freestanding Non-Certified Wood Stove	Gas Fireplace				TRUE	12/27/2016	6/14/2017	29.5	0	54%	68%	1.15	61%	38%	0.0159	0.0000	0.0159
C-49525-1A	Kern	Open Hearth Fireplace	Gas Insert				TRUE	11/28/2016	2/10/2017	22.7	0	7%	68%	0.299465	31%	51%	0.0016	0.0000	0.0016
C-49526-1A	San Joaquin	Open Hearth Fireplace	Gas Fireplace				FALSE	1/12/2017	3/15/2017	22.7	0	7%	68%	0.299465	100%	0%	0.0052	0.0000	0.0052
C-49530-1A	Fresno	Open Hearth Fireplace	Gas Insert				TRUE	12/21/2016	2/15/2017	22.7	0	7%	68%	0.299465	24%	59%	0.0013	0.0000	0.0013
C-49531-1A	Tulare	Non-Certified Wood Insert	Certified Wood Insert	4.5		71 Non-Catalytic	TRUE	12/8/2016	2/14/2017	29.5	9	54%	71%	2.1	53%	43%	0.0254	0.0066	0.0189
C-49532-1A	Fresno	Open Hearth Fireplace	Certified Wood Insert	2.6		Non-Catalytic	TRUE	12/12/2016	3/2/2017	22.7	5.2	7%	68%	0.299465	24%	59%	0.0013	0.0000	0.0012
C-49534-1A	Stanislaus	Freestanding Non-Certified Wood Stove	Gas Insert				TRUE	12/12/2016	2/14/2017	29.5	0	54%	68%	1.55	54%	44%	0.0191	0.0000	0.0191
C-49538-1A	Fresno	Open Hearth Fireplace	Gas Insert				FALSE	2/26/2017	4/18/2017	22.7	0	7%	68%	0.299465	100%	0%	0.0052	0.0000	0.0052
C-49539-1A	Madera	Open Hearth Fireplace	Certified Pellet Insert	1.5		76 Non-Catalytic	TRUE	12/13/2016	2/6/2017	22.7	3	7%	76%	0.299465	33%	57%	0.0017	0.0000	0.0017
C-49540-1A	Fresno	Open Hearth Fireplace	Gas Insert				TRUE	12/12/2016	1/25/2017	22.7	0	7%	68%	0.299465	24%	59%	0.0013	0.0000	0.0013
C-49541-2B	Fresno	Open Hearth Fireplace	Gas Insert				FALSE	1/30/2017	3/23/2017	22.7	0	7%	68%	0.299465	100%	0%	0.0052	0.0000	0.0052
C-49542-1A	Tulare	Open Hearth Fireplace	Gas Insert				FALSE	12/10/2016	1/25/2017	22.7	0	7%	68%	0.299465	100%	0%	0.0052	0.0000	0.0052
C-49543-1A	Stanislaus	Freestanding Non-Certified Wood Stove	Gas Insert				TRUE	2/8/2017	6/6/2017	29.5	0	54%	68%	1.55	54%	44%	0.0191	0.0000	0.0191
C-49546-1A	San Joaquin	Open Hearth Fireplace	Gas Insert				TRUE	12/15/2016	3/15/2017	22.7	0	7%	68%	0.299465	61%	38%	0.0032	0.0000	0.0032
C-49548-1A	Tulare	Open Hearth Fireplace	Gas Insert				TRUE	12/9/2016	2/6/2017	22.7	0	7%	68%	0.299465	53%	43%	0.0028	0.0000	0.0028
C-49549-1A	Tulare	Open Hearth Fireplace	Gas Insert				FALSE	12/20/2016	2/13/2017	22.7	0	7%	68%	0.299465	100%	0%	0.0052	0.0000	0.0052
C-49550-1A	Stanislaus	Open Hearth Fireplace	Gas Insert				TRUE	1/6/2017	3/8/2017	22.7	0	7%	68%	0.299465	54%	44%	0.0028	0.0000	0.0028
C-49555-1A	Tulare	Open Hearth Fireplace	Gas Insert				TRUE	12/17/2016	2/13/2017	22.7	0	7%	68%	0.299465	53%	43%	0.0028	0.0000	0.0028
C-49556-1A	Fresno	Open Hearth Fireplace	Gas Insert				TRUE	12/10/2016	3/1/2017	22.7	0	7%	68%	0.299465	24%	59%	0.0013	0.0000	0.0013
C-49557-1A	Fresno	Open Hearth Fireplace	Gas Insert				TRUE	12/3/2016	3/15/2017	22.7	0	7%	68%	0.299465	24%	59%	0.0013	0.0000	0.0013
C-49558-1A	Stanislaus	Open Hearth Fireplace	Gas Insert				TRUE	12/14/2016	3/1/2017	22.7	0	7%	68%	0.299465	54%	44%	0.0028	0.0000	0.0028
C-49559-1A	Fresno	Open Hearth Fireplace	Certified Wood Insert	2.9		Non-Catalytic	TRUE	12/27/2016	1/17/2017	22.7	5.8	7%	68%	0.299465	24%	59%	0.0013	0.0000	0.0012
C-49560-1A	Fresno	Open Hearth Fireplace	Gas Insert				FALSE	1/14/2017	3/29/2017	22.7	0	7%	68%	0.299465	100%	0%	0.0052	0.0000	0.0052
C-49561-1A	Stanislaus	Open Hearth Fireplace	Gas Insert				TRUE	1/9/2017	2/21/2017	22.7	0	7%	68%	0.299465	54%	44%	0.0028	0.0000	0.0028
C-49562-1A	Fresno	Open Hearth Fireplace	Certified Pellet Insert	2.1		Non-Catalytic	TRUE	1/7/2017	2/21/2017	22.7	4.2	7%	68%	0.299465	24%	59%	0.0013	0.0000	0.0012
C-49563-1A	Madera	Open Hearth Fireplace	Certified Wood Insert	2.6		Non-Catalytic	FALSE	3/13/2017	3/23/2017	22.7	5.2	7%	68%	0.299465	100%	0%	0.0052	0.0001	0.0051
C-49564-1A	Stanislaus	Open Hearth Fireplace	Gas Insert				TRUE	12/2/2016	12/19/2016	22.7	0	7%	68%	0.299465	54%	44%	0.0028	0.0000	0.0028
C-49565-1A	San Joaquin	Open Hearth Fireplace	Gas Insert				TRUE	12/15/2016	2/14/2017	22.7	0	7%	68%	0.299465	61%	38%	0.0032	0.0000	0.0032
C-49566-1A	Tulare	Open Hearth Fireplace	Gas Insert				TRUE	12/13/2016	2/6/2017	22.7	0	7%	68%	0.299465	53%	43%	0.0028	0.0000	0.0028
C-49567-1A	Merced	Non-Certified Wood Insert	Certified Wood Insert	1.9		Non-Catalytic	TRUE	1/10/2017	2/1/2017	29.5	3.8	54%	68%	2.1	68%	32%	0.0322	0.0035	0.0287
C-49568-1A	San Joaquin	Open Hearth Fireplace	Gas Insert				TRUE	1/19/2017	3/1/2017	22.7	0	7%	68%	0.299465	61%	38%	0.0032	0.0000	0.0032
C-49578-1A	San Joaquin	Open Hearth Fireplace	Gas Insert				TRUE	12/21/2016	3/1/2017	22.7	0	7%	68%	0.299465	61%	38%	0.0032	0.0000	0.0032
C-49597-1A	San Joaquin	Open Hearth Fireplace	Gas Insert				TRUE	12/28/2016	2/23/2017	22.7	0	7%	68%	0.299465	61%	38%	0.0032	0.0000	0.0032
C-49599-1A	San Joaquin	Open Hearth Fireplace	Gas Insert				TRUE	4/9/2017	5/23/2017	22.7	0	7%	68%	0.299465	61%	38%	0.0032	0.0000	0.0032
C-49600-1A	Fresno	Freestanding Non-Certified Wood Stove	Gas Insert				TRUE	12/6/2016	12/20/2016	29.5	0	54%	68%	2.09	24%	59%	0.0115	0.0000	0.0115
C-49603-1A	Kern	Wood-burning firebox	Gas Insert				TRUE	12/29/2016	2/1/2017	22.7	0	7%	68%	0.299465	31%	51%	0.0016	0.0000	0.0016
C-49604-1A	Fresno	Non-Certified Wood Insert	Certified Pellet Insert	1.1		70 Non-Catalytic	FALSE	12/15/2016	2/21/2017	29.5	2.2	54%	70%	2.1	100%	0%	0.0477	0.0027	0.0450
C-49607-1A	Fresno	Open Hearth Fireplace	Gas Insert				FALSE	8/11/2017	11/20/2017	22.7	0	7%	68%	0.299465	100%	0%	0.0052	0.0000	0.0052
C-49608-1A	Tulare	Non-Certified Wood Insert	Certified Wood Insert	3.5		Non-Catalytic	FALSE	12/12/2016	3/1/2017	29.5	7	54%	68%	2.1	100%	0%	0.0477	0.0090	0.0387
C-49611-1A	San Joaquin	Open Hearth Fireplace	Gas Fireplace				FALSE	12/29/2016	8/15/2017	22.7	0	7%	68%	0.299465	100%	0%	0.0052	0.0000	0.0052
C-49612-1A	Fresno	Open Hearth Fireplace	Gas Insert				TRUE	1/26/2017	2/14/2017	22.7	0	7%	68%	0.299465	24%	59%	0.0013	0.0000	0.0013
C-49613-1A	San Joaquin	Open Hearth Fireplace	Gas Insert				FALSE	11/28/2016	3/8/2017	22.7	0	7%	68%	0.299465	100%	0%	0.0052	0.0000	0.0052
C-49614-1A	Kern	Freestanding Non-Certified Wood Stove	Gas Insert				TRUE	12/8/2016	5/23/2017	29.5	0	54%	68%	1.57	31%	51%	0.0110	0.0000	0.0110
C-49616-1A	Kern	Open Hearth Fireplace	Gas Insert				TRUE	12/30/2016	3/29/2017	22.7	0	7%	68%	0.299465	31%	51%	0.0016	0.0000	0.0016
C-49617-1A	Tulare	Freestanding Non-Certified Wood Stove	Freestanding Certified Wood Stove	3.6		Non-Catalytic	TRUE	8/10/2017	9/5/2017	29.5	7.2	54%	68%	2.4	53%	43%	0.0291	0.0063	0.0228
C-49618-1A	Kern	Open Hearth Fireplace	Gas Insert				TRUE	12/30/2016	1/24/2017	22.7	0	7%	68%	0.299465	31%	51%	0.0016	0.0000	0.0016
C-49619-1A	Fresno	Open Hearth Fireplace	Gas Insert				TRUE	12/14/2016	2/23/2017	22.7	0	7%	68%	0.299465	24%	59%	0.0013	0.0000	0.0013
C-49620-1A	Fresno	Non-Certified Wood Insert	Certified Wood Insert	4.1		Non-Catalytic	TRUE	12/7/2016	1/25/2017	29.5	8.2	54%	68%	2.1	24%	59%	0.0115	0.0034	0.0081
C-49622-1A	Fresno	Open Hearth Fireplace	Certified Wood Insert	4.1		Non-Catalytic	TRUE	12/8/2016	2/7/2017	22.7	8.2	7%	68%	0.299465	24%	59%	0.0013	0.0001	0.0012
C-49623-1A	Fresno	Open Hearth Fireplace	Gas Insert				TRUE	12/7/2016	1/24/2017	22.7	0	7%	68%	0.299465	24%	59%	0.0013	0.0000	0.0013
C-49625-1A	Fresno	Freestanding Non-Certified Wood Stove	Freestanding Certified Wood Stove	4.1		Non-Catalytic	TRUE	2/20/2017	3/29/2017	29.5	8.2	54%	68%	2.09	24%	59%	0.0115	0.0034	0.0081
C-49626-2B	Kern	Open Hearth Fireplace	Gas Insert				TRUE	1/18/2017	2/7/2017	22.7	0	7%	68%	0.299465	31%	51%	0.0016	0.0000	0.0016
C-49627-1A	Fresno	Open Hearth Fireplace	Gas Insert				FALSE	12/17/2016	2/23/2017	22.7	0	7%	68%	0.299465	100%	0%	0.0052	0.0000	0.0052
C-49628-2B	Fresno	Freestanding Non-Certified Wood Stove	Gas Insert				TRUE	2/17/2017	3/15/2017	29.5	0	54%	68%	2.09	24%	59%	0.0115	0.0000	0.0115
C-49630-1A	Madera	Open Hearth Fireplace	Gas Insert				TRUE	12/22/2016	2/15/2017										

SAN JOAQUIN VALLEY UNIFIED AIR POLLUTION CONTROL DISTRICT

2021 Annual Demonstration Report

August 31, 2022

Contract#	County	OldDeviceType	NewDeviceType	EmissionRating	OverallEfficiency	DeviceSubtype	PipedNatGa	InstallDate	ClaimDate	Emission Factor		Efficiency		FuelUse	Non-Curtailment %		Emissions (tpy PM2.5)		
										EF_Old	EF_New	Eff_Old	Eff_New		B_all	B_reg	Before	After	Reduction
C-49674-1A	Fresno	Open Hearth Fireplace	Gas Insert				TRUE	12/9/2016	2/15/2017	22.7	0	7%	68%	0.299465	24%	59%	0.0013	0.0000	0.0013
C-49675-1A	Stanislaus	Open Hearth Fireplace	Gas Insert				TRUE	12/19/2016	2/21/2017	22.7	0	7%	68%	0.299465	54%	44%	0.0028	0.0000	0.0028
C-49681-1A	Fresno	Freestanding Non-Certified Wood Stove	Gas Insert				TRUE	1/17/2017	3/15/2017	29.5	0	54%	68%	2.09	24%	59%	0.0115	0.0000	0.0115
C-49687-1A	Kern	Open Hearth Fireplace	Gas Insert				TRUE	1/9/2017	3/7/2017	22.7	0	7%	68%	0.299465	31%	51%	0.0016	0.0000	0.0016
C-49688-1A	Tulare	Open Hearth Fireplace	Gas Insert				TRUE	12/31/2016	3/1/2017	22.7	0	7%	68%	0.299465	53%	43%	0.0028	0.0000	0.0028
C-49689-1A	Fresno	Open Hearth Fireplace	Gas Insert				TRUE	12/4/2016	2/10/2017	22.7	0	7%	68%	0.299465	24%	59%	0.0013	0.0000	0.0013
C-49690-1A	Fresno	Open Hearth Fireplace	Gas Insert				TRUE	12/20/2016	3/29/2017	22.7	0	7%	68%	0.299465	24%	59%	0.0013	0.0000	0.0013
C-49691-1A	Fresno	Certified Wood Insert	Gas Insert				TRUE	12/19/2016	3/7/2017	14.5785	0	68%	68%	2.1	24%	59%	0.0057	0.0000	0.0057
C-49692-1A	Kern	Open Hearth Fireplace	Gas Insert				TRUE	12/12/2016	3/1/2017	22.7	0	7%	68%	0.299465	31%	51%	0.0016	0.0000	0.0016
C-49694-2B	Fresno	Wood-burning firebox	Gas Insert				TRUE	12/27/2016	1/25/2017	22.7	0	7%	68%	0.299465	24%	59%	0.0013	0.0000	0.0013
C-49695-1A	Tulare	Non-Certified Wood Insert	Certified Pellet Insert	2.1		Non-Catalytic	TRUE	4/27/2017	5/16/2017	29.5	4.2	54%	68%	2.1	53%	43%	0.0254	0.0032	0.0222
C-49702-1A	Kern	Wood-burning firebox	Gas Insert				TRUE	2/27/2017	3/22/2017	22.7	0	7%	68%	0.299465	31%	51%	0.0016	0.0000	0.0016
C-49703-1A	Tulare	Wood-burning firebox	Gas Insert				TRUE	12/19/2016	2/6/2017	22.7	0	7%	68%	0.299465	53%	43%	0.0028	0.0000	0.0028
C-49704-1A	Fresno	Freestanding Non-Certified Wood Stove	Freestanding Certified Wood Stove	1.6		Non-Catalytic	TRUE	12/10/2016	2/13/2017	29.5	3.2	54%	68%	2.09	24%	59%	0.0115	0.0013	0.0101
C-49705-1A	Fresno	Freestanding Non-Certified Wood Stove	Gas Insert				TRUE	1/6/2017	2/21/2017	29.5	0	54%	68%	2.09	24%	59%	0.0115	0.0000	0.0115
C-49706-1A	Fresno	Freestanding Non-Certified Wood Stove	Gas Insert				TRUE	12/12/2016	2/6/2017	29.5	0	54%	68%	2.09	24%	59%	0.0115	0.0000	0.0115
C-49707-1A	Fresno	Freestanding Non-Certified Wood Stove	Gas Insert				TRUE	12/23/2016	2/14/2017	29.5	0	54%	68%	2.09	24%	59%	0.0115	0.0000	0.0115
C-49710-1A	San Joaquin	Wood-burning firebox	Gas Insert				TRUE	12/9/2016	2/21/2017	22.7	0	7%	68%	0.299465	61%	38%	0.0032	0.0000	0.0032
C-49711-1A	Kings	Open Hearth Fireplace	Gas Insert				TRUE	4/1/2017	4/12/2017	22.7	0	7%	68%	0.299465	48%	48%	0.0025	0.0000	0.0025
C-49712-1A	Fresno	Open Hearth Fireplace	Gas Insert				TRUE	12/20/2016	1/4/2017	22.7	0	7%	68%	0.299465	24%	59%	0.0013	0.0000	0.0013
C-49713-1A	San Joaquin	Open Hearth Fireplace	Gas Insert				TRUE	12/16/2016	2/6/2017	22.7	0	7%	68%	0.299465	61%	38%	0.0032	0.0000	0.0032
C-49716-1A	Kern	Wood-burning firebox	Gas Fireplace				TRUE	12/23/2016	3/1/2017	22.7	0	7%	68%	0.299465	31%	51%	0.0016	0.0000	0.0016
C-49717-1A	Stanislaus	Freestanding Non-Certified Wood Stove	Gas Insert				TRUE	1/17/2017	3/8/2017	29.5	0	54%	68%	1.55	54%	44%	0.0191	0.0000	0.0191
C-49718-1A	Stanislaus	Open Hearth Fireplace	Gas Insert				TRUE	1/14/2017	2/23/2017	22.7	0	7%	68%	0.299465	54%	44%	0.0028	0.0000	0.0028
C-49719-1A	San Joaquin	Wood-burning firebox	Gas Insert				TRUE	1/7/2017	3/1/2017	22.7	0	7%	68%	0.299465	61%	38%	0.0032	0.0000	0.0032
C-49720-1A	Merced	Non-Certified Wood Insert	Certified Wood Insert	3.6		Non-Catalytic	TRUE	2/14/2017	3/30/2017	29.5	7.2	54%	68%	2.1	68%	32%	0.0322	0.0067	0.0255
C-49721-1A	San Joaquin	Open Hearth Fireplace	Gas Insert				TRUE	12/15/2016	2/23/2017	22.7	0	7%	68%	0.299465	61%	38%	0.0032	0.0000	0.0032
C-49722-1A	Fresno	Open Hearth Fireplace	Gas Insert				TRUE	12/23/2016	2/23/2017	22.7	0	7%	68%	0.299465	24%	59%	0.0013	0.0000	0.0013
C-49723-1A	San Joaquin	Open Hearth Fireplace	Gas Fireplace				TRUE	1/7/2017	3/15/2017	22.7	0	7%	68%	0.299465	61%	38%	0.0032	0.0000	0.0032
C-49724-1A	San Joaquin	Certified Wood Insert	Gas Insert				FALSE	12/20/2016	3/8/2017	14.5785	0	68%	68%	2.1	100%	0%	0.0236	0.0000	0.0236
C-49725-1A	Tulare	Open Hearth Fireplace	Gas Insert				TRUE	12/17/2016	2/15/2017	22.7	0	7%	68%	0.299465	53%	43%	0.0028	0.0000	0.0028
C-49727-1A	Fresno	Open Hearth Fireplace	Gas Insert				TRUE	12/3/2016	12/19/2016	22.7	0	7%	68%	0.299465	24%	59%	0.0013	0.0000	0.0013
C-49728-1A	Fresno	Open Hearth Fireplace	Gas Insert				TRUE	12/16/2016	3/1/2017	22.7	0	7%	68%	0.299465	24%	59%	0.0013	0.0000	0.0013
C-49729-1A	Fresno	Open Hearth Fireplace	Gas Insert				TRUE	4/18/2017	5/16/2017	22.7	0	7%	68%	0.299465	24%	59%	0.0013	0.0000	0.0013
C-49730-1A	Kern	Wood-burning firebox	Gas Fireplace				TRUE	12/10/2016	1/24/2017	22.7	0	7%	68%	0.299465	31%	51%	0.0016	0.0000	0.0016
C-49731-1A	Fresno	Open Hearth Fireplace	Gas Insert				TRUE	12/9/2016	2/13/2017	22.7	0	7%	68%	0.299465	24%	59%	0.0013	0.0000	0.0013
C-49732-1A	Madera	Non-Certified Wood Insert	Certified Wood Insert	2.7		Non-Catalytic	FALSE	3/9/2017	5/10/2017	29.5	5.4	54%	68%	2.1	100%	0%	0.0477	0.0069	0.0408
C-49735-1A	Kern	Open Hearth Fireplace	Gas Insert				TRUE	12/20/2016	3/8/2017	22.7	0	7%	68%	0.299465	31%	51%	0.0016	0.0000	0.0016
C-49736-1A	Kern	Open Hearth Fireplace	Gas Insert				TRUE	12/6/2016	2/6/2017	22.7	0	7%	68%	0.299465	31%	51%	0.0016	0.0000	0.0016
C-49737-1A	Kern	Wood-burning firebox	Gas Insert				TRUE	12/16/2016	2/6/2017	22.7	0	7%	68%	0.299465	31%	51%	0.0016	0.0000	0.0016
C-49738-1A	Kern	Open Hearth Fireplace	Gas Insert				TRUE	12/13/2016	1/25/2017	22.7	0	7%	68%	0.299465	31%	51%	0.0016	0.0000	0.0016
C-49739-1A	Kern	Open Hearth Fireplace	Gas Insert				TRUE	12/15/2016	2/15/2017	22.7	0	7%	68%	0.299465	31%	51%	0.0016	0.0000	0.0016
C-49740-1A	Kern	Open Hearth Fireplace	Gas Insert				TRUE	12/16/2017	2/23/2017	22.7	0	7%	68%	0.299465	31%	51%	0.0016	0.0000	0.0016
C-49741-1A	Kern	Open Hearth Fireplace	Gas Insert				TRUE	1/27/2017	2/7/2017	22.7	0	7%	68%	0.299465	31%	51%	0.0016	0.0000	0.0016
C-49742-1A	Kern	Open Hearth Fireplace	Gas Insert				TRUE	12/7/2016	2/6/2017	22.7	0	7%	68%	0.299465	31%	51%	0.0016	0.0000	0.0016
C-49745-1A	Kern	Open Hearth Fireplace	Gas Insert				TRUE	12/26/2016	1/24/2017	22.7	0	7%	68%	0.299465	31%	51%	0.0016	0.0000	0.0016
C-49748-1A	Kern	Open Hearth Fireplace	Gas Insert				TRUE	12/9/2016	1/24/2017	22.7	0	7%	68%	0.299465	31%	51%	0.0016	0.0000	0.0016
C-49750-1A	Tulare	Open Hearth Fireplace	Certified Wood Insert	2.6		Non-Catalytic	TRUE	12/13/2016	1/4/2017	22.7	5.2	7%	68%	0.299465	53%	43%	0.0028	0.0001	0.0027
C-49752-1A	San Joaquin	Freestanding Non-Certified Wood Stove	Freestanding Gas Stove				TRUE	1/4/2017	2/21/2017	29.5	0	54%	68%	1.15	61%	38%	0.0159	0.0000	0.0159
C-49753-1A	Fresno	Open Hearth Fireplace	Gas Insert				TRUE	12/17/2016	2/13/2017	22.7	0	7%	68%	0.299465	24%	59%	0.0013	0.0000	0.0013
C-49755-1A	Kern	Wood-Burning Firebox	Certified Wood Insert	2.6		Non-Catalytic	FALSE	12/7/2016	3/7/2017	22.7	5.2	7%	68%	0.299465	100%	0%	0.0052	0.0001	0.0051
C-49756-1A	Fresno	Non-Certified Wood Insert	Certified Wood Insert	4.1		Non-Catalytic	TRUE	12/10/2016	3/15/2017	29.5	8.2	54%	68%	2.1	24%	59%	0.0115	0.0034	0.0081
C-49758-1A	Fresno	Wood-burning firebox	Gas Insert				TRUE	12/28/2016	2/15/2017	22.7	0	7%	68%	0.299465	24%	59%	0.0013	0.0000	0.0013
C-49759-1A	Fresno	Open Hearth Fireplace	Certified Wood Insert	3.6		Non-Catalytic	TRUE	2/13/2017	6/14/2017	22.7	7.2	7%	68%	0.299465	24%	59%	0.0013	0.0001	0.0012
C-49760-1A	Madera	Freestanding Non-Certified Wood Stove	Gas Insert				TRUE	3/22/2017	5/16/2017	29.5	0	54%	68%	2.61	33%	57%	0.0198	0.0000	0.0198
C-49764-1A	Fresno	Open Hearth Fireplace	Gas Insert				TRUE	12/16/2016	2/6/2017	22.7	0	7%	68%	0.299465	24%	59%	0.0013	0.0000	0.0013
C-49765-1A	Fresno	Open Hearth Fireplace	Gas Insert				TRUE	1/6/2017	2/21/2017	22.7	0	7%	68%	0.299465	24%	59%	0.0013	0.0000	0.0013
C-49773-1A	San Joaquin	Open Hearth Fireplace	Gas Insert				TRUE	12/9/2016	2/6/2017	22.7	0	7%	68%	0.299465	61%	38%	0.0032	0.0000	0.0032
C-49775-1A	Fresno	Certified Pellet Insert	Gas Insert				TRUE	12/21/2016	2/21/2017	2.9	0	68%	68%	2.1	24%	59%	0.0011	0.0000	0.0011
C-49777-1A	Fresno	Open Hearth Fireplace	Gas Insert				TRUE	12/27/2016	2/23/2017	22.7	0	7%	68%	0.299465	24%	59%	0.0013	0.0000	0.0013
C-49779-1A	Fresno	Open Hearth Fireplace	Certified Wood Insert	2.9		Non-Catalytic	FALSE	12/27/2016	1/25/2017	22.7	5.8	7%	68%	0.299465	100%	0%	0.0052	0.0001	0.0051
C-49781-1A	Tulare	Wood-burning firebox	Gas Insert				TRUE	12/31/2016	2/1/2017	22.7	0	7%	68%	0.299465	53%	43%	0.0028	0.0000	0.0028
C-49783-1A	Fresno	Freestanding Non-Certified Wood Stove	Gas Insert				FALSE	12/21/2016	2/15/2017	29.5	0	54%	68%	2.09	100%	0%	0.0475	0.0000	0.0475
C-49785-1A	San Joaquin	Wood-burning firebox	Certified Wood Insert	4		74 Non-Catalytic	TRUE	12/21/2016	2/21/2017	22.7	8	7%	74%	0.299465	61%	38%	0.0032	0.0001	0.0031
C-49786-1A	Fresno	Open Hearth Fireplace	Gas Insert				TRUE	12/12/2016	1/4/2017	22.7	0	7%	68%	0.299465	24%	59%	0.0013	0.0000	0.0013
C-49787-2B	Fresno	Open Hearth Fireplace	Gas Insert				FALSE	4/11/2017	5/10/2017	22.7	0	7%	68%	0.299465	100%	0%	0.0052	0.0000	0.0052
C-49788-1A	San Joaquin	Open Hearth Fireplace	Gas Insert				TRUE	12/14/2016	2/15/2017	22.7	0	7%	68%	0.299465	61%	38%	0.0032	0.0000	0.0032
C-49789-1A</																			

SAN JOAQUIN VALLEY UNIFIED AIR POLLUTION CONTROL DISTRICT

2021 Annual Demonstration Report

August 31, 2022

Contract#	County	OldDeviceType	NewDeviceType	EmissionRating	OverallEfficiency	DeviceSubtype	PipedNatGa	InstallDate	ClaimDate	Emission Factor		Efficiency		FuelUse	Non-Curtailment %		Emissions (tpy PM2.5)		
										EF_Old	EF_New	Eff_Old	Eff_New		B _{all}	B _{reg}	Before	After	Reduction
C-49835-1A	Merced	Freestanding Non-Certified Wood Stove	Freestanding Certified Wood Stove	3		71 Non-Catalytic	FALSE	11/29/2017	3/21/2018	29.5	6	54%	71%	2.67	100%	0%	0.0606	0.0094	0.0513
C-49872-1A	Merced	Wood-burning firebox	Gas Insert				TRUE	2/17/2017	5/10/2017	22.7	0	7%	68%	0.299465	68%	32%	0.0035	0.0000	0.0035
C-49879-1A	Fresno	Open Hearth Fireplace	Gas Insert				FALSE	12/19/2016	3/1/2017	22.7	0	7%	68%	0.299465	100%	0%	0.0052	0.0000	0.0052
C-49881-1A	Madera	Open Hearth Fireplace	Certified Pellet Insert	1.1		Non-Catalytic	TRUE	12/22/2016	2/14/2017	22.7	2.2	7%	68%	0.299465	33%	57%	0.0017	0.0000	0.0017
C-49882-1A	Fresno	Open Hearth Fireplace	Gas Insert				TRUE	12/16/2016	2/15/2017	22.7	0	7%	68%	0.299465	24%	59%	0.0013	0.0000	0.0013
C-49884-1A	Fresno	Freestanding Non-Certified Wood Stove	Gas Insert				TRUE	1/16/2017	3/7/2017	29.5	0	54%	68%	2.09	24%	59%	0.0115	0.0000	0.0115
C-49885-1A	Kern	Open Hearth Fireplace	Gas Insert				TRUE	12/15/2016	3/1/2017	22.7	0	7%	68%	0.299465	31%	51%	0.0016	0.0000	0.0016
C-49886-1A	Kern	Open Hearth Fireplace	Gas Insert				TRUE	12/17/2016	2/6/2017	22.7	0	7%	68%	0.299465	31%	51%	0.0016	0.0000	0.0016
C-49887-1A	San Joaquin	Open Hearth Fireplace	Freestanding Certified Wood Stove	3.5		Non-Catalytic	TRUE	6/3/2017	6/14/2017	22.7	7	7%	68%	0.299465	61%	38%	0.0032	0.0001	0.0031
C-49888-1A	Madera	Non-Certified Wood Insert	Certified Wood Insert	2.6			FALSE	12/9/2016	12/29/2016	29.5	5.2	54%	68%	2.1	100%	0%	0.0477	0.0067	0.0410
C-49889-1A	Madera	Freestanding Non-Certified Wood Stove	Freestanding Certified Wood Stove	1.9		Non-Catalytic	FALSE	2/1/2017	3/7/2017	29.5	3.8	54%	68%	2.61	100%	0%	0.0593	0.0061	0.0532
C-49890-1A	Fresno	Open Hearth Fireplace	Gas Insert				TRUE	12/21/2016	3/15/2017	22.7	0	7%	68%	0.299465	24%	59%	0.0013	0.0000	0.0013
C-49891-1A	Madera	Freestanding Non-Certified Wood Stove	Freestanding Certified Wood Stove	3.4		72 Non-Catalytic	FALSE	2/25/2017	3/15/2017	29.5	6.8	54%	72%	2.61	100%	0%	0.0593	0.0102	0.0490
C-49893-1A	Madera	Freestanding Non-Certified Wood Stove	Freestanding Certified Wood Stove	1.9		Non-Catalytic	TRUE	12/21/2016	2/15/2017	29.5	3.8	54%	68%	2.61	33%	57%	0.0198	0.0025	0.0173
C-49894-1A	Fresno	Wood-Burning Firebox	Certified Wood Insert	2.6		Non-Catalytic	TRUE	12/14/2016	1/4/2017	22.7	5.2	7%	68%	0.299465	24%	59%	0.0013	0.0000	0.0012
C-49895-1A	Fresno	Open Hearth Fireplace	Certified Wood Insert	2.6		Non-Catalytic	TRUE	1/9/2017	2/1/2017	22.7	5.2	7%	68%	0.299465	24%	59%	0.0013	0.0000	0.0012
C-49896-1A	Fresno	Open Hearth Fireplace	Certified Wood Insert	2.6		Non-Catalytic	FALSE	12/9/2016	1/4/2017	22.7	5.2	7%	68%	0.299465	100%	0%	0.0052	0.0001	0.0051
C-49898-1A	Madera	Open Hearth Fireplace	Gas Insert				TRUE	1/9/2017	2/21/2017	22.7	0	7%	68%	0.299465	33%	57%	0.0017	0.0000	0.0017
C-49900-1A	Fresno	Open Hearth Fireplace	Gas Insert				TRUE	12/27/2016	2/15/2017	22.7	0	7%	68%	0.299465	24%	59%	0.0013	0.0000	0.0013
C-49909-1A	Madera	Open Hearth Fireplace	Certified Wood Insert	3.5		Non-Catalytic	TRUE	12/30/2016	1/25/2017	22.7	7	7%	68%	0.299465	33%	57%	0.0017	0.0001	0.0017
C-49911-1A	Kern	Open Hearth Fireplace	Gas Insert				TRUE	12/20/2016	2/15/2017	22.7	0	7%	68%	0.299465	31%	51%	0.0016	0.0000	0.0016
C-49912-1A	Kern	Open Hearth Fireplace	Gas Insert				FALSE	12/28/2016	2/14/2017	22.7	0	7%	68%	0.299465	100%	0%	0.0052	0.0000	0.0052
C-49913-1A	Kern	Wood-burning firebox	Gas Insert				TRUE	12/19/2016	2/15/2017	22.7	0	7%	68%	0.299465	31%	51%	0.0016	0.0000	0.0016
C-49914-1A	Kern	Open Hearth Fireplace	Gas Insert				TRUE	12/14/2016	2/6/2017	22.7	0	7%	68%	0.299465	31%	51%	0.0016	0.0000	0.0016
C-49915-1A	Kern	Freestanding Non-Certified Wood Stove	Freestanding Certified Wood Stove	3.5		Non-Catalytic	FALSE	12/22/2016	2/15/2017	29.5	7	54%	68%	1.57	100%	0%	0.0357	0.0067	0.0289
C-49916-1A	Kern	Wood-burning firebox	Gas Insert				FALSE	12/19/2016	3/1/2017	22.7	0	7%	68%	0.299465	100%	0%	0.0052	0.0000	0.0052
C-49917-1A	Kern	Open Hearth Fireplace	Gas Insert				TRUE	12/30/2016	3/8/2017	22.7	0	7%	68%	0.299465	31%	51%	0.0016	0.0000	0.0016
C-49918-1A	Kern	Open Hearth Fireplace	Gas Insert				TRUE	12/14/2016	2/6/2017	22.7	0	7%	68%	0.299465	31%	51%	0.0016	0.0000	0.0016
C-49919-1A	Kern	Open Hearth Fireplace	Gas Insert				TRUE	12/21/2016	3/1/2017	22.7	0	7%	68%	0.299465	31%	51%	0.0016	0.0000	0.0016
C-49922-1A	Kern	Open Hearth Fireplace	Gas Insert				TRUE	12/27/2016	2/15/2017	22.7	0	7%	68%	0.299465	31%	51%	0.0016	0.0000	0.0016
C-49924-1A	Fresno	Open Hearth Fireplace	Gas Insert				FALSE	12/22/2016	1/24/2017	22.7	0	7%	68%	0.299465	100%	0%	0.0052	0.0000	0.0052
C-49925-1A	Kings	Open Hearth Fireplace	Certified Wood Insert	3.6		Non-Catalytic	FALSE	1/27/2017	2/14/2017	22.7	7.2	7%	68%	0.299465	100%	0%	0.0052	0.0002	0.0051
C-49926-1A	Fresno	Open Hearth Fireplace	Certified Wood Insert	2.6		Non-Catalytic	TRUE	12/18/2017	3/15/2017	22.7	5.2	7%	68%	0.299465	24%	59%	0.0013	0.0000	0.0012
C-49927-1A	Tulare	Open Hearth Fireplace	Gas Insert				TRUE	1/13/2017	3/7/2017	22.7	0	7%	68%	0.299465	53%	43%	0.0028	0.0000	0.0028
C-49928-1A	San Joaquin	Wood-burning firebox	Gas Fireplace				TRUE	3/14/2017	4/19/2017	22.7	0	7%	68%	0.299465	61%	38%	0.0032	0.0000	0.0032
C-49930-1A	Fresno	Open Hearth Fireplace	Certified Wood Insert	4.4		Non-Catalytic	FALSE	12/27/2016	2/1/2017	22.7	8.8	7%	68%	0.299465	100%	0%	0.0052	0.0002	0.0050
C-49931-1A	Fresno	Open Hearth Fireplace	Gas Insert				TRUE	12/15/2016	3/7/2017	22.7	0	7%	68%	0.299465	24%	59%	0.0013	0.0000	0.0013
C-49932-1A	San Joaquin	Open Hearth Fireplace	Certified Wood Insert	2.6		Non-Catalytic	FALSE	1/13/2017	2/14/2017	22.7	5.2	7%	68%	0.299465	100%	0%	0.0052	0.0001	0.0051
C-49933-1A	San Joaquin	Open Hearth Fireplace	Gas Insert				TRUE	1/7/2017	3/1/2017	22.7	0	7%	68%	0.299465	61%	38%	0.0032	0.0000	0.0032
C-49934-1A	Madera	Non-Certified Wood Insert	Certified Wood Insert	2.6		Non-Catalytic	TRUE	12/29/2016	2/14/2017	29.5	5.2	54%	68%	2.1	33%	57%	0.0159	0.0028	0.0131
C-49935-1A	Fresno	Open Hearth Fireplace	Certified Wood Insert	3.6		Non-Catalytic	TRUE	3/30/2017	7/11/2017	22.7	7.2	7%	68%	0.299465	24%	59%	0.0013	0.0001	0.0012
C-49936-1A	Madera	Freestanding Non-Certified Wood Stove	Freestanding Certified Wood Stove	3.5		Non-Catalytic	FALSE	2/1/2017	3/23/2017	29.5	7	54%	68%	2.61	100%	0%	0.0593	0.0112	0.0481
C-49946-1A	Fresno	Open Hearth Fireplace	Gas Insert				TRUE	1/2/2017	2/23/2017	22.7	0	7%	68%	0.299465	24%	59%	0.0013	0.0000	0.0013
C-49947-1A	Fresno	Open Hearth Fireplace	Gas Insert				TRUE	1/23/2017	3/15/2017	22.7	0	7%	68%	0.299465	24%	59%	0.0013	0.0000	0.0013
C-49949-1A	Fresno	Wood-burning firebox	Gas Insert				TRUE	1/9/2017	3/22/2017	22.7	0	7%	68%	0.299465	24%	59%	0.0013	0.0000	0.0013
C-49953-1A	Fresno	Wood-burning firebox	Gas Insert				TRUE	12/28/2016	2/15/2017	22.7	0	7%	68%	0.299465	24%	59%	0.0013	0.0000	0.0013
C-49954-1A	Kern	Wood-burning firebox	Gas Insert				TRUE	1/19/2017	3/15/2017	22.7	0	7%	68%	0.299465	31%	51%	0.0016	0.0000	0.0016
C-49956-1A	Fresno	Wood-burning firebox	Gas Insert				TRUE	2/24/2017	3/23/2017	22.7	0	7%	68%	0.299465	24%	59%	0.0013	0.0000	0.0013
C-49957-1A	Merced	Freestanding Non-Certified Wood Stove	Gas Insert				TRUE	12/30/2016	3/1/2017	29.5	0	54%	68%	2.67	68%	32%	0.0409	0.0000	0.0409
C-49958-1A	Fresno	Open Hearth Fireplace	Gas Insert				TRUE	12/10/2016	3/1/2017	22.7	0	7%	68%	0.299465	24%	59%	0.0013	0.0000	0.0013
C-49959-1A	Madera	Non-Certified Wood Insert	Certified Wood Insert	2.6		Non-Catalytic	TRUE	12/12/2016	1/25/2017	29.5	5.2	54%	68%	2.1	33%	57%	0.0159	0.0028	0.0131
C-49964-1A	Fresno	Freestanding Non-Certified Wood Stove	Freestanding Certified Wood Stove	1.6		Non-Catalytic	TRUE	2/2/2017	3/14/2017	29.5	3.2	54%	68%	2.09	24%	59%	0.0115	0.0013	0.0101
C-49966-1A	Tulare	Wood-burning firebox	Gas Insert				TRUE	1/18/2017	3/15/2017	22.7	0	7%	68%	0.299465	53%	43%	0.0028	0.0000	0.0028
C-49967-1A	Fresno	Certified Wood Insert	Gas Insert				TRUE	2/26/2017	3/23/2017	14.5785	0	68%	68%	2.1	24%	59%	0.0057	0.0000	0.0057
C-49968-1A	Kern	Wood-burning firebox	Gas Fireplace				TRUE	3/2/2017	4/18/2017	22.7	0	7%	68%	0.299465	31%	51%	0.0016	0.0000	0.0016
C-49969-1A	Fresno	Open Hearth Fireplace	Certified Wood Insert	2.6		Non-Catalytic	TRUE	1/20/2017	2/14/2017	22.7	5.2	7%	68%	0.299465	24%	59%	0.0013	0.0000	0.0012
C-49970-1A	San Joaquin	Open Hearth Fireplace	Gas Insert				TRUE	11/16/2017	12/11/2017	22.7	0	7%	68%	0.299465	61%	38%	0.0032	0.0000	0.0032
C-49971-1A	Fresno	Open Hearth Fireplace	Certified Wood Insert	4.4		Non-Catalytic	FALSE	1/26/2017	2/14/2017	22.7	8.8	7%	68%	0.299465	100%	0%	0.0052	0.0002	0.0050
C-49972-1A	Fresno	Open Hearth Fireplace	Gas Insert				TRUE	1/5/2017	2/21/2017	22.7	0	7%	68%	0.299465	24				

SAN JOAQUIN VALLEY UNIFIED AIR POLLUTION CONTROL DISTRICT

2021 Annual Demonstration Report

August 31, 2022

Contract#	County	OldDeviceType	NewDeviceType	EmissionRating	OverallEfficiency	DeviceSubtype	PipedNatGa	InstallDate	ClaimDate	Emission Factor		Efficiency		FuelUse	Non-Curtailment %		Emissions (tpy PM2.5)		
										EF_Old	EF_New	Eff_Old	Eff_New		B_all	B_reg	Before	After	Reduction
C-50036-1A	Madera	Open Hearth Fireplace	Gas Insert				TRUE	1/27/2017	3/15/2017	22.7	0	7%	68%	0.299465	33%	57%	0.0017	0.0000	0.0017
C-50037-1A	Fresno	Open Hearth Fireplace	Gas Insert				TRUE	1/19/2017	3/1/2017	22.7	0	7%	68%	0.299465	24%	59%	0.0013	0.0000	0.0013
C-50038-1A	Fresno	Open Hearth Fireplace	Gas Insert				TRUE	12/28/2016	2/14/2017	22.7	0	7%	68%	0.299465	24%	59%	0.0013	0.0000	0.0013
C-50039-1A	Fresno	Open Hearth Fireplace	Certified Pellet Insert	1.1		Non-Catalytic	TRUE	1/5/2017	2/21/2017	22.7	2.2	7%	68%	0.299465	24%	59%	0.0013	0.0000	0.0012
C-50051-1A	Fresno	Open Hearth Fireplace	Certified Wood Insert	3.4		75 Non-Catalytic	TRUE	12/15/2016	7/11/2017	22.7	6.8	7%	75%	0.299465	24%	59%	0.0013	0.0000	0.0012
C-50052-1A	Kern	Wood-burning firebox	Gas Insert				TRUE	12/19/2016	3/1/2017	22.7	0	7%	68%	0.299465	31%	51%	0.0016	0.0000	0.0016
C-50053-1A	Stanislaus	Non-Certified Wood Insert	Certified Pellet Insert	1.1		Non-Catalytic	FALSE	12/26/2016	2/9/2017	29.5	2.2	54%	68%	2.1	100%	0%	0.0477	0.0028	0.0449
C-50055-1A	Fresno	Wood-Burning Firebox	Certified Wood Insert	2.6		Non-Catalytic	TRUE	12/23/2016	2/1/2017	22.7	5.2	7%	68%	0.299465	24%	59%	0.0013	0.0000	0.0012
C-50057-1A	Fresno	Open Hearth Fireplace	Certified Wood Insert	2.6		Non-Catalytic	TRUE	12/29/2016	1/25/2017	22.7	5.2	7%	68%	0.299465	24%	59%	0.0013	0.0000	0.0012
C-50060-1A	Madera	Open Hearth Fireplace	Certified Wood Insert	2.6		Non-Catalytic	TRUE	2/3/2017	2/14/2017	22.7	5.2	7%	68%	0.299465	33%	57%	0.0017	0.0001	0.0017
C-50061-1A	Tulare	Open Hearth Fireplace	Gas Insert				TRUE	1/13/2017	4/12/2017	22.7	0	7%	68%	0.299465	53%	43%	0.0028	0.0000	0.0028
C-50062-1A	Merced	Open Hearth Fireplace	Gas Insert				FALSE	1/21/2017	3/15/2017	22.7	0	7%	68%	0.299465	100%	0%	0.0052	0.0000	0.0052
C-50063-1A	San Joaquin	Open Hearth Fireplace	Gas Insert				TRUE	12/28/2016	2/14/2017	22.7	0	7%	68%	0.299465	61%	38%	0.0032	0.0000	0.0032
C-50066-2B	Fresno	Open Hearth Fireplace	Gas Insert				FALSE	1/16/2017	2/14/2017	22.7	0	7%	68%	0.299465	100%	0%	0.0052	0.0000	0.0052
C-50067-1A	Kern	Open Hearth Fireplace	Gas Insert				TRUE	12/21/2016	3/7/2017	22.7	0	7%	68%	0.299465	31%	51%	0.0016	0.0000	0.0016
C-50069-1A	Fresno	Open Hearth Fireplace	Gas Insert				TRUE	2/2/2017	2/14/2017	22.7	0	7%	68%	0.299465	24%	59%	0.0013	0.0000	0.0013
C-50070-1A	Tulare	Freestanding Non-Certified Wood Stove	Gas Insert				TRUE	2/22/2017	3/15/2017	29.5	0	54%	68%	2.4	53%	43%	0.0291	0.0000	0.0291
C-50071-2B	Fresno	Open Hearth Fireplace	Gas Insert				TRUE	4/7/2017	6/6/2017	22.7	0	7%	68%	0.299465	24%	59%	0.0013	0.0000	0.0013
C-50072-1A	Kern	Open Hearth Fireplace	Gas Insert				TRUE	12/26/2016	2/13/2017	22.7	0	7%	68%	0.299465	31%	51%	0.0016	0.0000	0.0016
C-50073-1A	Kern	Freestanding Non-Certified Wood Stove	Gas Insert				TRUE	12/22/2016	2/13/2017	29.5	0	54%	68%	1.57	31%	51%	0.0110	0.0000	0.0110
C-50074-1A	Kern	Open Hearth Fireplace	Gas Insert				FALSE	12/19/2016	2/15/2017	22.7	0	7%	68%	0.299465	100%	0%	0.0052	0.0000	0.0052
C-50075-1A	Fresno	Open Hearth Fireplace	Gas Insert				TRUE	1/5/2017	2/21/2017	22.7	0	7%	68%	0.299465	24%	59%	0.0013	0.0000	0.0013
C-50077-1A	Stanislaus	Open Hearth Fireplace	Gas Insert				TRUE	1/5/2017	2/21/2017	22.7	0	7%	68%	0.299465	54%	44%	0.0028	0.0000	0.0028
C-50078-1A	Fresno	Open Hearth Fireplace	Gas Insert				TRUE	1/1/2017	1/17/2017	22.7	0	7%	68%	0.299465	24%	59%	0.0013	0.0000	0.0013
C-50092-1A	Fresno	Open Hearth Fireplace	Gas Insert				TRUE	2/15/2017	3/30/2017	22.7	0	7%	68%	0.299465	24%	59%	0.0013	0.0000	0.0013
C-50095-1A	Kern	Open Hearth Fireplace	Gas Insert				TRUE	1/17/2017	3/7/2017	22.7	0	7%	68%	0.299465	31%	51%	0.0016	0.0000	0.0016
C-50096-1A	San Joaquin	Freestanding Non-Certified Wood Stove	Gas Insert				TRUE	12/29/2016	2/21/2017	29.5	0	54%	68%	1.15	61%	38%	0.0159	0.0000	0.0159
C-50098-1A	Fresno	Wood-burning firebox	Gas Insert				TRUE	2/9/2017	2/21/2017	22.7	0	7%	68%	0.299465	24%	59%	0.0013	0.0000	0.0013
C-50099-1A	Fresno	Open Hearth Fireplace	Certified Wood Insert	1.6		Non-Catalytic	TRUE	12/20/2016	1/25/2017	22.7	3.2	7%	68%	0.299465	24%	59%	0.0013	0.0000	0.0012
C-50100-1A	Tulare	Freestanding Non-Certified Wood Stove	Gas Fireplace				TRUE	2/24/2017	6/6/2017	29.5	0	54%	68%	2.4	53%	43%	0.0291	0.0000	0.0291
C-50101-1A	Fresno	Open Hearth Fireplace	Gas Insert				TRUE	12/23/2016	2/14/2017	22.7	0	7%	68%	0.299465	24%	59%	0.0013	0.0000	0.0013
C-50102-2B	Kings	Open Hearth Fireplace	Gas Insert				TRUE	2/7/2017	3/15/2017	22.7	0	7%	68%	0.299465	48%	48%	0.0025	0.0000	0.0025
C-50103-1A	Fresno	Non-Certified Wood Insert	Certified Pellet Insert	0.98		76 Non-Catalytic	TRUE	12/18/2016	2/10/2017	29.5	1.96	54%	76%	2.1	24%	59%	0.0115	0.0007	0.0108
C-50104-1A	Fresno	Wood-burning firebox	Gas Insert				FALSE	1/23/2017	2/6/2017	22.7	0	7%	68%	0.299465	100%	0%	0.0052	0.0000	0.0052
C-50105-1A	Tulare	Open Hearth Fireplace	Certified Wood Insert	2.6		Non-Catalytic	TRUE	1/11/2017	2/1/2017	22.7	5.2	7%	68%	0.299465	53%	43%	0.0028	0.0001	0.0027
C-50106-2B	Tulare	Open Hearth Fireplace	Gas Insert				TRUE	1/27/2017	2/14/2017	22.7	0	7%	68%	0.299465	53%	43%	0.0028	0.0000	0.0028
C-50107-1A	Kern	Open Hearth Fireplace	Gas Insert				FALSE	12/23/2016	3/1/2017	22.7	0	7%	68%	0.299465	100%	0%	0.0052	0.0000	0.0052
C-50108-1A	Stanislaus	Open Hearth Fireplace	Gas Insert				TRUE	12/21/2016	2/15/2017	22.7	0	7%	68%	0.299465	54%	44%	0.0028	0.0000	0.0028
C-50109-1A	Stanislaus	Freestanding Non-Certified Wood Stove	Freestanding Gas Stove				TRUE	1/2/2017	3/1/2017	29.5	0	54%	68%	1.55	54%	44%	0.0191	0.0000	0.0191
C-50111-1A	San Joaquin	Open Hearth Fireplace	Gas Insert				TRUE	1/18/2017	3/29/2017	22.7	0	7%	68%	0.299465	61%	38%	0.0032	0.0000	0.0032
C-50113-1A	Fresno	Freestanding Non-Certified Wood Stove	Freestanding Certified Wood Stove	3.2		74 Non-Catalytic	TRUE	12/29/2016	2/21/2017	29.5	6.4	54%	74%	2.09	24%	59%	0.0115	0.0024	0.0090
C-50114-1A	Fresno	Open Hearth Fireplace	Gas Insert				TRUE	1/4/2017	2/23/2017	22.7	0	7%	68%	0.299465	24%	59%	0.0013	0.0000	0.0013
C-50115-1A	Kern	Open Hearth Fireplace	Gas Insert				TRUE	12/28/2016	1/24/2017	22.7	0	7%	68%	0.299465	31%	51%	0.0016	0.0000	0.0016
C-50116-1A	Merced	Freestanding Non-Certified Wood Stove	Gas Fireplace				TRUE	2/1/2017	4/12/2017	29.5	0	54%	68%	2.67	68%	32%	0.0409	0.0000	0.0409
C-50117-1A	Merced	Freestanding Non-Certified Wood Stove	Gas Insert				TRUE	1/12/2017	8/8/2017	29.5	0	54%	68%	2.67	68%	32%	0.0409	0.0000	0.0409
C-50141-1A	Fresno	Open Hearth Fireplace	Certified Wood Insert	2.5		Non-Catalytic	FALSE	1/27/2017	2/7/2017	22.7	5	7%	68%	0.299465	100%	0%	0.0052	0.0001	0.0051
C-50142-1A	San Joaquin	Freestanding Non-Certified Wood Stove	Freestanding Certified Pellet Stove	1.8		Non-Catalytic	TRUE	1/11/2017	2/14/2017	29.5	3.6	54%	68%	1.15	61%	38%	0.0159	0.0017	0.0142
C-50143-1A	Kern	Open Hearth Fireplace	Gas Insert				TRUE	12/27/2016	2/15/2017	22.7	0	7%	68%	0.299465	31%	51%	0.0016	0.0000	0.0016
C-50144-1A	Fresno	Open Hearth Fireplace	Gas Insert				TRUE	12/20/2016	3/2/2017	22.7	0	7%	68%	0.299465	24%	59%	0.0013	0.0000	0.0013
C-50145-2B	Tulare	Wood-burning firebox	Gas Insert				TRUE	3/20/2017	4/5/2017	22.7	0	7%	68%	0.299465	53%	43%	0.0028	0.0000	0.0028
C-50148-1A	Tulare	Open Hearth Fireplace	Certified Wood Insert	2.6		Non-Catalytic	TRUE	3/10/2017	3/28/2017	22.7	5.2	7%	68%	0.299465	53%	43%	0.0028	0.0001	0.0027
C-50149-1A	Tulare	Open Hearth Fireplace	Gas Insert				TRUE	1/2/2017	3/8/2017	22.7	0	7%	68%	0.299465	53%	43%	0.0028	0.0000	0.0028
C-50151-1A	Tulare	Wood-burning firebox	Certified Wood Insert	2.6		Non-Catalytic	TRUE	1/6/2017	1/24/2017	22.7	5.2	7%	68%	0.299465	53%	43%	0.0028	0.0001	0.0027
C-50156-1A	Stanislaus	Wood-burning firebox	Gas Insert				TRUE	1/4/2017	2/21/2017	22.7	0	7%	68%	0.299465	54%	44%	0.0028	0.0000	0.0028
C-50157-1A	Fresno	Non-Certified Wood Insert	Certified Wood Insert	1.9		Non-Catalytic	TRUE	12/20/2016	3/29/2017	29.5	3.8	54%	68%	2.1	24%	59%	0.0115	0.0016	0.0099
C-50158-1A	Tulare	Open Hearth Fireplace	Gas Insert				TRUE	1/10/2017	2/21/2017	22.7	0	7%	68%	0.299465	53%	43%	0.0028	0.0000	0.0028
C-50159-1A	Merced	Freestanding Non-Certified Wood Stove	Freestanding Certified Wood Stove	3.2		74 Non-Catalytic	TRUE	3/1/2017	4/5/2017	29.5	6.4	54%	74%	2.67	68%	32%	0.0409	0.0069	0.0340
C-50170-1A	Fresno	Wood-burning firebox	Gas Insert				TRUE	1/18/2017	2/14/2017	22.7	0	7%	68%	0.299465	24%	59%	0.0013	0.0000	0.0013
C-50172-1A	Madera	Wood-Burning Firebox	Certified Wood Insert	2.6		Non-Catalytic	TRUE	12/22/2016	1/17/2017	22.7	5.2	7%	68%	0.299465	33%	57%	0.0017	0.0001	0.0017
C-50176-1A	Kings	Open Hearth Fireplace	Gas Insert				TRUE	12/29/2016	2/1/2017	22.7	0	7%	68%	0.299465	48%	48%	0.0025	0.0000	0.0025
C-50177-1A	Kings	Open Hearth Fireplace	Certified Wood Insert	2.9		Non-Catalytic	FALSE	1/10/2017	1/24/2017	22.7	5.8	7%	68%	0.299465	100%	0%	0.0052	0.0001	0.0051
C-50182-1A	Fresno	Open Hearth Fireplace	Certified Wood Insert	4.4		Non-Catalytic	FALSE	1/14/2017	2/1/2017	22.7	8.8	7%	68%	0.299465	100%	0%	0.0052	0.0002	0.0050
C-50188-1A	Tulare	Open Hearth Fireplace	Certified Wood Insert	2.6		Non-Catalytic	TRUE	1/31/2017	2/14/2017	22.7	5.2	7%	68%	0.299465	53%	43%	0.0028	0.0001	0.0027
C-50189-1A	Stanislaus	Wood-burning firebox	Gas Insert				TRUE	1/21/2017	3/1/2017	22.7	0	7%	68%	0.299465	54%	44%	0.0028	0.0000	0.0028
C-50190-1A	Stanislaus	Freestanding Non-Certified Wood Stove	Gas Insert				TRUE	1/9/2017	3/15/2017	29.5	0	54%	68%	1.55	54%	44%	0.0191	0.0000	0.0191
C-50192-1A	San Joaquin	Wood-burning firebox	Gas Insert				TRUE	1/13/2017	3/15/2017	22.7	0	7%	68%	0.299465	61%	38%	0.0032	0.0000	0.0032
C-50193-1A	Stanislaus	Freestanding Non-Certified Wood Stove	Freestanding Certified Wood Stove	4.2															

SAN JOAQUIN VALLEY UNIFIED AIR POLLUTION CONTROL DISTRICT

2021 Annual Demonstration Report

August 31, 2022

Contract#	County	OldDeviceType	NewDeviceType	EmissionRating	OverallEfficiency	DeviceSubtype	PipedNatGa	InstallDate	ClaimDate	Emission Factor		Efficiency		FuelUse	Non-Curtailment %		Emissions (tpy PM2.5)		
										EF_Old	EF_New	Eff_Old	Eff_New		B_all	B_reg	Before	After	Reduction
C-50222-1A	Fresno	Freestanding Non-Certified Wood Stove	Freestanding Certified Wood Stove	1.6		Non-Catalytic	TRUE	1/13/2017	3/15/2017	29.5	3.2	54%	68%	2.09	24%	59%	0.0115	0.0013	0.0101
C-50223-1A	Fresno	Open Hearth Fireplace	Gas Insert				TRUE	1/17/2017	2/21/2017	22.7	0	7%	68%	0.299465	24%	59%	0.0013	0.0000	0.0013
C-50224-1A	Fresno	Wood-burning firebox	Gas Insert				TRUE	12/20/2016	2/15/2017	22.7	0	7%	68%	0.299465	24%	59%	0.0013	0.0000	0.0013
C-50225-1A	San Joaquin	Open Hearth Fireplace	Gas Insert				TRUE	2/1/2017	4/19/2017	22.7	0	7%	68%	0.299465	61%	38%	0.0032	0.0000	0.0032
C-50226-1A	Fresno	Open Hearth Fireplace	Gas Insert				TRUE	12/20/2016	2/15/2017	22.7	0	7%	68%	0.299465	24%	59%	0.0013	0.0000	0.0013
C-50228-1A	Fresno	Open Hearth Fireplace	Gas Insert				TRUE	2/8/2017	3/7/2017	22.7	0	7%	68%	0.299465	24%	59%	0.0013	0.0000	0.0013
C-50229-1A	San Joaquin	Open Hearth Fireplace	Gas Insert				TRUE	1/6/2017	2/23/2017	22.7	0	7%	68%	0.299465	61%	38%	0.0032	0.0000	0.0032
C-50231-1A	Madera	Freestanding Certified Pellet Stove	Freestanding Gas Stove				TRUE	2/9/2017	3/7/2017	2.9	0	68%	68%	2.61	33%	57%	0.0019	0.0000	0.0019
C-50233-1A	Fresno	Wood-Burning Firebox	Certified Wood Insert	1.9		Non-Catalytic	TRUE	2/13/2017	3/29/2017	22.7	3.8	7%	68%	0.299465	24%	59%	0.0013	0.0000	0.0012
C-50242-1A	Kern	Open Hearth Fireplace	Gas Insert				TRUE	12/28/2016	3/1/2017	22.7	0	7%	68%	0.299465	31%	51%	0.0016	0.0000	0.0016
C-50243-1A	San Joaquin	Open Hearth Fireplace	Gas Insert				TRUE	12/22/2016	2/15/2017	22.7	0	7%	68%	0.299465	61%	38%	0.0032	0.0000	0.0032
C-50244-1A	San Joaquin	Open Hearth Fireplace	Certified Pellet Insert	1		Non-Catalytic	FALSE	1/31/2017	3/29/2017	22.7	2	7%	68%	0.299465	100%	0%	0.0052	0.0000	0.0052
C-50246-1A	Kern	Open Hearth Fireplace	Gas Insert				TRUE	12/28/2016	2/13/2017	22.7	0	7%	68%	0.299465	31%	51%	0.0016	0.0000	0.0016
C-50247-1A	Fresno	Open Hearth Fireplace	Certified Wood Insert	2.6		Non-Catalytic	TRUE	2/2/2017	2/14/2017	22.7	5.2	7%	68%	0.299465	24%	59%	0.0013	0.0000	0.0012
C-50248-1A	Fresno	Wood-burning firebox	Gas Insert				TRUE	1/20/2017	4/5/2017	22.7	0	7%	68%	0.299465	24%	59%	0.0013	0.0000	0.0013
C-50252-1A	Fresno	Open Hearth Fireplace	Gas Insert				TRUE	1/20/2017	3/1/2017	22.7	0	7%	68%	0.299465	24%	59%	0.0013	0.0000	0.0013
C-50253-1A	San Joaquin	Freestanding Non-Certified Wood Stove	Gas Insert				FALSE	1/18/2017	3/16/2017	29.5	0	54%	68%	1.15	100%	0%	0.0261	0.0000	0.0261
C-50254-1A	Fresno	Open Hearth Fireplace	Certified Wood Insert	2.6		Non-Catalytic	TRUE	1/9/2017	2/1/2017	22.7	5.2	7%	68%	0.299465	24%	59%	0.0013	0.0000	0.0012
C-50266-1A	Fresno	Wood-burning firebox	Gas Insert				TRUE	2/8/2017	3/7/2017	22.7	0	7%	68%	0.299465	24%	59%	0.0013	0.0000	0.0013
C-50267-1A	Tulare	Open Hearth Fireplace	Certified Wood Insert	2.6		Non-Catalytic	TRUE	1/12/2017	2/1/2017	22.7	5.2	7%	68%	0.299465	53%	43%	0.0028	0.0001	0.0027
C-50270-1A	Tulare	Open Hearth Fireplace	Certified Wood Insert	2.6		Non-Catalytic	TRUE	1/3/2017	1/24/2017	22.7	5.2	7%	68%	0.299465	53%	43%	0.0028	0.0001	0.0027
C-50272-1A	Fresno	Open Hearth Fireplace	Gas Insert				FALSE	4/6/2017	4/19/2017	22.7	0	7%	68%	0.299465	100%	0%	0.0052	0.0000	0.0052
C-50274-1A	Fresno	Open Hearth Fireplace	Gas Insert				FALSE	2/1/2017	3/15/2017	22.7	0	7%	68%	0.299465	100%	0%	0.0052	0.0000	0.0052
C-50275-1A	Fresno	Open Hearth Fireplace	Gas Insert				TRUE	12/29/2016	2/21/2017	22.7	0	7%	68%	0.299465	24%	59%	0.0013	0.0000	0.0013
C-50276-1A	Fresno	Open Hearth Fireplace	Gas Insert				TRUE	2/10/2017	3/28/2017	22.7	0	7%	68%	0.299465	24%	59%	0.0013	0.0000	0.0013
C-50278-1A	Stanislaus	Open Hearth Fireplace	Gas Insert				TRUE	12/22/2016	2/23/2017	22.7	0	7%	68%	0.299465	54%	44%	0.0028	0.0000	0.0028
C-50279-1A	Madera	Non-Certified Wood Insert	Certified Pellet Insert	1.1		Non-Catalytic	TRUE	1/9/2017	3/7/2017	29.5	2.2	54%	68%	2.1	33%	57%	0.0159	0.0012	0.0147
C-50282-1A	Fresno	Wood-burning firebox	Gas Insert				TRUE	1/11/2017	3/8/2017	22.7	0	7%	68%	0.299465	24%	59%	0.0013	0.0000	0.0013
C-50283-1A	San Joaquin	Wood-burning firebox	Gas Insert				TRUE	1/8/2017	3/7/2017	22.7	0	7%	68%	0.299465	61%	38%	0.0032	0.0000	0.0032
C-50284-1A	Kings	Open Hearth Fireplace	Certified Wood Insert	3.4		Non-Catalytic	FALSE	1/14/2017	3/7/2017	22.7	6.8	7%	68%	0.299465	100%	0%	0.0052	0.0002	0.0051
C-50288-1A	San Joaquin	Wood-burning firebox	Gas Insert				TRUE	1/18/2017	2/7/2017	22.7	0	7%	68%	0.299465	61%	38%	0.0032	0.0000	0.0032
C-50290-1A	Madera	Freestanding Non-Certified Wood Stove	Freestanding Certified Wood Stove	1.9		68 Non-Catalytic	FALSE	2/22/2017	3/23/2017	29.5	3.8	54%	68%	2.61	100%	0%	0.0593	0.0061	0.0532
C-50291-1A	Fresno	Open Hearth Fireplace	Gas Insert				TRUE	1/19/2017	2/21/2017	22.7	0	7%	68%	0.299465	24%	59%	0.0013	0.0000	0.0013
C-50307-1A	Fresno	Open Hearth Fireplace	Gas Insert				TRUE	2/19/2017	3/22/2017	22.7	0	7%	68%	0.299465	24%	59%	0.0013	0.0000	0.0013
C-50310-1A	Stanislaus	Non-Certified Pellet Insert	Gas Insert				TRUE	1/6/2017	2/21/2017	2.9	0	68%	68%	2.1	54%	44%	0.0025	0.0000	0.0025
C-50311-1A	Kern	Open Hearth Fireplace	Gas Insert				TRUE	5/3/2017	7/19/2017	22.7	0	7%	68%	0.299465	31%	51%	0.0016	0.0000	0.0016
C-50312-1A	Stanislaus	Open Hearth Fireplace	Certified Pellet Insert	1.4		Non-Catalytic	TRUE	12/20/2016	2/21/2017	22.7	2.8	7%	68%	0.299465	54%	44%	0.0028	0.0000	0.0028
C-50313-1A	Kern	Freestanding Non-Certified Wood Stove	Gas Insert				TRUE	1/17/2017	3/22/2017	29.5	0	54%	68%	1.57	31%	51%	0.0110	0.0000	0.0110
C-50314-1A	Fresno	Open Hearth Fireplace	Gas Insert				TRUE	2/23/2017	5/16/2017	22.7	0	7%	68%	0.299465	24%	59%	0.0013	0.0000	0.0013
C-50315-1A	San Joaquin	Open Hearth Fireplace	Gas Insert				TRUE	12/29/2016	3/1/2017	22.7	0	7%	68%	0.299465	61%	38%	0.0032	0.0000	0.0032
C-50316-1A	Merced	Open Hearth Fireplace	Gas Insert				TRUE	12/23/2016	2/15/2017	22.7	0	7%	68%	0.299465	68%	32%	0.0035	0.0000	0.0035
C-50318-1A	San Joaquin	Freestanding Non-Certified Wood Stove	Gas Insert				TRUE	3/19/2017	4/19/2017	29.5	0	54%	68%	1.15	61%	38%	0.0159	0.0000	0.0159
C-50327-1A	Stanislaus	Non-Certified Wood Insert	Certified Pellet Insert	0.66		Non-Catalytic	FALSE	12/30/2016	3/15/2017	29.5	1.32	54%	68%	2.1	100%	0%	0.0477	0.0017	0.0460
C-50333-1A	Kern	Open Hearth Fireplace	Gas Insert				TRUE	12/28/2016	2/23/2017	22.7	0	7%	68%	0.299465	31%	51%	0.0016	0.0000	0.0016
C-50334-1A	San Joaquin	Open Hearth Fireplace	Gas Insert				FALSE	1/11/2017	2/23/2017	22.7	0	7%	68%	0.299465	100%	0%	0.0052	0.0000	0.0052
C-50336-1A	Tulare	Freestanding Non-Certified Wood Stove	Freestanding Certified Wood Stove	3.6		Non-Catalytic	TRUE	1/19/2017	3/1/2017	29.5	7.2	54%	68%	2.4	53%	43%	0.0291	0.0063	0.0228
C-50337-1A	Kern	Wood-burning firebox	Gas Fireplace				TRUE	1/16/2017	3/1/2017	22.7	0	7%	68%	0.299465	31%	51%	0.0016	0.0000	0.0016
C-50345-1A	Fresno	Wood-burning firebox	Gas Fireplace				TRUE	1/12/2017	3/8/2017	22.7	0	7%	68%	0.299465	24%	59%	0.0013	0.0000	0.0013
C-50351-1A	Madera	Certified Pellet Insert	Gas Insert				TRUE	12/23/2016	3/23/2017	2.9	0	68%	68%	2.1	33%	57%	0.0016	0.0000	0.0016
C-50358-1A	Fresno	Non-Certified Wood Insert	Certified Pellet Insert	1.5		76 Non-Catalytic	FALSE	1/30/2017	3/7/2017	29.5	3	54%	76%	2.1	100%	0%	0.0477	0.0034	0.0443
C-50359-1A	Tulare	Open Hearth Fireplace	Gas Insert				TRUE	1/7/2017	2/21/2017	22.7	0	7%	68%	0.299465	53%	43%	0.0028	0.0000	0.0028
C-50360-1A	Tulare	Open Hearth Fireplace	Gas Insert				TRUE	6/15/2017	7/18/2017	22.7	0	7%	68%	0.299465	53%	43%	0.0028	0.0000	0.0028
C-50361-1A	San Joaquin	Open Hearth Fireplace	Certified Pellet Insert	1.5		70 Non-Catalytic	TRUE	1/16/2017	3/15/2017	22.7	3	7%	70%	0.299465	61%	38%	0.0032	0.0000	0.0031
C-50363-1A	San Joaquin	Open Hearth Fireplace	Gas Insert				TRUE	1/27/2017	3/7/2017	22.7	0	7%	68%	0.299465	61%	38%	0.0032	0.0000	0.0032
C-50364-1A	Fresno	Open Hearth Fireplace	Gas Insert				TRUE	12/27/2016	2/15/2017	22.7	0	7%	68%	0.299465	24%	59%	0.0013	0.0000	0.0013
C-50366-1A	San Joaquin	Open Hearth Fireplace	Gas Insert				FALSE	12/27/2016	2/21/2017	22.7	0	7%	68%	0.299465	100%	0%	0.0052	0.0000	0.0052
C-50368-1A	Tulare	Open Hearth Fireplace	Gas Insert				TRUE	1/12/2017	2/23/2017	22.7	0	7%	68%	0.299465	53%	43%	0.0028	0.0000	0.0028
C-50373-1A	Tulare	Freestanding Non-Certified Wood Stove	Freestanding Certified Wood Stove	3.6		Non-Catalytic	TRUE	3/21/2017	5/2/2017	29.5	7.2	54%	68%	2.4	53%	43%	0.0291	0.0063	0.0228
C-50374-1A	Merced	Non-Certified Pellet Insert	Certified Pellet Insert	1.5		76 Non-Catalytic	FALSE	1/16/2017	5/16/2017	2.9	3	68%	76%	2.1	100%	0%	0.0047	0.0043	0.0003
C-50377-1A	Fresno	Open Hearth Fireplace	Gas Insert				TRUE	2/23/2017	3/22/2017	22.7	0	7%	68%	0.299465	24%	59%	0.0013	0.0000	0.0013
C-50378-1A	Madera	Wood-Burning Firebox	Certified Pellet Insert	1.5		76 Non-Catalytic	TRUE	1/18/2017	3/1/2017	22.7	3	7%	76%	0.299465	33%	57%	0.0017	0.0000	0.0017
C-50379-1A	Merced	Freestanding Non-Certified Wood Stove	Gas Insert				FALSE	3/1/2017	3/29/2017	29.5	0	54%	68%	2.67	100%	0%	0.0606	0.0000	0.0606
C-50381-1A	Fresno	Non-Certified Wood Insert	Certified Wood Insert	4.2		Non-Catalytic	TRUE	1/24/2017	2/23/2017	29.5	8.4	54%	68%	2.1	24%	59%	0.0115	0.0035	0.0080
C-50382-1A	Fresno	Open Hearth Fireplace	Gas Insert				TRUE	12/26/2016	2/15/2017	22.7	0	7%	68%	0.299465	24%	59%	0.0013	0.0000	0.0013
C-50383-2B	Fresno	Open Hearth Fireplace	Gas Insert				TRUE	1/26/2017	2/14/2017	22.7	0	7%	68%	0.299465	24%	59%	0.0013	0.0000	0.0013
C-50385-1A	Fresno	Freestanding Non-Certified Wood Stove	Freestanding Certified Wood Stove	1.9		Non-Catalytic	TRUE	1/10/2017	3/1/2017	29.5	3.8	54%	68%	2.09	24%	59%	0.0115	0.0016	0.0099
C-50387-1A	San Joaquin	Open Hearth Fireplace	Gas Insert				FALSE	1											

SAN JOAQUIN VALLEY UNIFIED AIR POLLUTION CONTROL DISTRICT

2021 Annual Demonstration Report

August 31, 2022

Contract#	County	OldDeviceType	NewDeviceType	EmissionRating	OverallEfficiency	DeviceSubtype	PipedNatGa	InstallDate	ClaimDate	Emission Factor		Efficiency		FuelUse	Non-Curtailment %		Emissions (tpy PM2.5)		
										EF_Old	EF_New	Eff_Old	Eff_New		B_all	B_reg	Before	After	Reduction
C-50484-1A	Kern	Open Hearth Fireplace	Gas Insert				TRUE	1/23/2017	3/7/2017	22.7	0	7%	68%	0.299465	31%	51%	0.0016	0.0000	0.0016
C-50485-1A	Stanislaus	Open Hearth Fireplace	Certified Pellet Insert	1.5		76 Non-Catalytic	TRUE	1/6/2017	2/23/2017	22.7	3	7%	76%	0.299465	54%	44%	0.0028	0.0000	0.0028
C-50486-1A	Fresno	Open Hearth Fireplace	Gas Insert				TRUE	1/27/2017	3/8/2017	22.7	0	7%	68%	0.299465	24%	59%	0.0013	0.0000	0.0013
C-50487-1A	Stanislaus	Open Hearth Fireplace	Gas Insert				TRUE	2/13/2017	5/10/2017	22.7	0	7%	68%	0.299465	54%	44%	0.0028	0.0000	0.0028
C-50488-1A	San Joaquin	Open Hearth Fireplace	Gas Insert				TRUE	1/24/2017	3/8/2017	22.7	0	7%	68%	0.299465	61%	38%	0.0032	0.0000	0.0032
C-50489-1A	Madera	Non-Certified Wood Insert	Certified Pellet Insert	1.5		76 Non-Catalytic	FALSE	1/14/2017	2/9/2017	29.5	3	54%	76%	2.1	100%	0%	0.0477	0.0034	0.0443
C-50490-1A	Tulare	Open Hearth Fireplace	Certified Wood Insert	3.5		Non-Catalytic	FALSE	1/17/2017	2/21/2017	22.7	7	7%	68%	0.299465	100%	0%	0.0052	0.0002	0.0051
C-50492-1A	Fresno	Freestanding Non-Certified Wood Stove	Gas Insert				TRUE	1/16/2017	3/7/2017	29.5	0	54%	68%	2.09	24%	59%	0.0115	0.0000	0.0115
C-50493-1A	San Joaquin	Wood-burning firebox	Gas Insert				FALSE	1/3/2017	11/8/2017	22.7	0	7%	68%	0.299465	100%	0%	0.0052	0.0000	0.0052
C-50494-1A	Fresno	Open Hearth Fireplace	Gas Insert				TRUE	1/27/2017	3/14/2017	22.7	0	7%	68%	0.299465	24%	59%	0.0013	0.0000	0.0013
C-50495-1A	Kern	Wood-burning firebox	Gas Fireplace				TRUE	1/19/2017	3/15/2017	22.7	0	7%	68%	0.299465	31%	51%	0.0016	0.0000	0.0016
C-50496-1A	Tulare	Freestanding Non-Certified Wood Stove	Freestanding Certified Wood Stove	4.2		Hybrid	FALSE	2/3/2017	3/15/2017	29.5	8.4	54%	68%	2.4	100%	0%	0.0545	0.0123	0.0422
C-50497-1A	Stanislaus	Wood-burning firebox	Gas Fireplace				TRUE	2/17/2017	3/22/2017	22.7	0	7%	68%	0.299465	54%	44%	0.0028	0.0000	0.0028
C-50499-1A	Tulare	Open Hearth Fireplace	Gas Insert				TRUE	2/10/2017	2/23/2017	22.7	0	7%	68%	0.299465	53%	43%	0.0028	0.0000	0.0028
C-50510-1A	Fresno	Open Hearth Fireplace	Certified Wood Insert	4.4		Non-Catalytic	FALSE	2/17/2017	3/8/2017	22.7	8.8	7%	68%	0.299465	100%	0%	0.0052	0.0002	0.0050
C-50511-1A	Kern	Open Hearth Fireplace	Gas Insert				FALSE	5/10/2017	6/6/2017	22.7	0	7%	68%	0.299465	100%	0%	0.0052	0.0000	0.0052
C-50512-1A	Fresno	Open Hearth Fireplace	Certified Wood Insert	1.8		80 Catalytic	TRUE	1/8/2017	2/1/2017	22.7	3.6	7%	80%	0.299465	24%	59%	0.0013	0.0000	0.0012
C-50513-1A	Kings	Open Hearth Fireplace	Certified Wood Insert	2.6		Non-Catalytic	TRUE	1/31/2017	2/14/2017	22.7	5.2	7%	68%	0.299465	48%	48%	0.0025	0.0001	0.0024
C-50514-1A	Fresno	Open Hearth Fireplace	Gas Insert				TRUE	1/19/2017	3/1/2017	22.7	0	7%	68%	0.299465	24%	59%	0.0013	0.0000	0.0013
C-50515-1A	Fresno	Open Hearth Fireplace	Gas Insert				TRUE	1/26/2017	3/8/2017	22.7	0	7%	68%	0.299465	24%	59%	0.0013	0.0000	0.0013
C-50517-1A	Fresno	Freestanding Non-Certified Wood Stove	Freestanding Certified Wood Stove	1.6		Non-Catalytic	FALSE	2/2/2017	3/7/2017	29.5	3.2	54%	68%	2.09	100%	0%	0.0475	0.0041	0.0434
C-50518-1A	San Joaquin	Open Hearth Fireplace	Gas Insert				TRUE	2/6/2017	3/22/2017	22.7	0	7%	68%	0.299465	61%	38%	0.0032	0.0000	0.0032
C-50520-1A	Kern	Open Hearth Fireplace	Gas Insert				TRUE	1/3/2017	2/21/2017	22.7	0	7%	68%	0.299465	31%	51%	0.0016	0.0000	0.0016
C-50521-1A	Kern	Open Hearth Fireplace	Gas Insert				TRUE	1/2/2017	2/14/2017	22.7	0	7%	68%	0.299465	31%	51%	0.0016	0.0000	0.0016
C-50522-1A	Kern	Open Hearth Fireplace	Gas Insert				FALSE	1/2/2017	3/22/2017	22.7	0	7%	68%	0.299465	100%	0%	0.0052	0.0000	0.0052
C-50523-1A	Fresno	Open Hearth Fireplace	Gas Insert				TRUE	2/23/2017	4/12/2017	22.7	0	7%	68%	0.299465	24%	59%	0.0013	0.0000	0.0013
C-50524-1A	Fresno	Open Hearth Fireplace	Gas Insert				TRUE	1/18/2017	3/1/2017	22.7	0	7%	68%	0.299465	24%	59%	0.0013	0.0000	0.0013
C-50525-1A	San Joaquin	Open Hearth Fireplace	Gas Insert				TRUE	1/17/2017	2/21/2017	22.7	0	7%	68%	0.299465	61%	38%	0.0032	0.0000	0.0032
C-50526-1A	Fresno	Open Hearth Fireplace	Gas Insert				TRUE	6/14/2017	7/11/2017	22.7	0	7%	68%	0.299465	24%	59%	0.0013	0.0000	0.0013
C-50527-1A	San Joaquin	Open Hearth Fireplace	Gas Insert				TRUE	1/11/2017	2/23/2017	22.7	0	7%	68%	0.299465	61%	38%	0.0032	0.0000	0.0032
C-50528-1A	Fresno	Open Hearth Fireplace	Certified Wood Insert	2.6		Non-Catalytic	TRUE	2/7/2017	2/21/2017	22.7	5.2	7%	68%	0.299465	24%	59%	0.0013	0.0000	0.0012
C-50529-1A	Madera	Open Hearth Fireplace	Gas Insert				TRUE	2/3/2017	3/22/2017	22.7	0	7%	68%	0.299465	33%	57%	0.0017	0.0000	0.0017
C-50530-2B	Fresno	Open Hearth Fireplace	Gas Insert				TRUE	2/11/2017	3/2/2017	22.7	0	7%	68%	0.299465	24%	59%	0.0013	0.0000	0.0013
C-50555-1A	Kern	Open Hearth Fireplace	Gas Insert				TRUE	1/16/2017	2/21/2017	22.7	0	7%	68%	0.299465	31%	51%	0.0016	0.0000	0.0016
C-50556-1A	Stanislaus	Open Hearth Fireplace	Gas Insert				TRUE	2/21/2017	3/22/2017	22.7	0	7%	68%	0.299465	54%	44%	0.0028	0.0000	0.0028
C-50557-1A	Stanislaus	Open Hearth Fireplace	Gas Insert				FALSE	2/13/2017	3/2/2017	22.7	0	7%	68%	0.299465	100%	0%	0.0052	0.0000	0.0052
C-50558-1A	Fresno	Open Hearth Fireplace	Gas Insert				TRUE	1/31/2017	3/8/2017	22.7	0	7%	68%	0.299465	24%	59%	0.0013	0.0000	0.0013
C-50567-1A	Kings	Open Hearth Fireplace	Gas Insert				TRUE	1/16/2017	3/2/2017	22.7	0	7%	68%	0.299465	48%	48%	0.0025	0.0000	0.0025
C-50591-1A	San Joaquin	Open Hearth Fireplace	Gas Insert				TRUE	3/3/2017	3/30/2017	22.7	0	7%	68%	0.299465	61%	38%	0.0032	0.0000	0.0032
C-50592-1A	San Joaquin	Open Hearth Fireplace	Gas Insert				FALSE	6/12/2017	7/18/2017	22.7	0	7%	68%	0.299465	100%	0%	0.0052	0.0000	0.0052
C-50594-1A	Kern	Open Hearth Fireplace	Gas Insert				TRUE	2/8/2017	3/15/2017	22.7	0	7%	68%	0.299465	31%	51%	0.0016	0.0000	0.0016
C-50595-1A	Madera	Freestanding Non-Certified Wood Stove	Freestanding Certified Pellet Stove	1		Non-Catalytic	TRUE	2/28/2017	3/15/2017	29.5	2	54%	68%	2.61	33%	57%	0.0198	0.0013	0.0184
C-50603-1A	San Joaquin	Non-Certified Wood Insert	Certified Pellet Insert	1.5		70 Non-Catalytic	FALSE	3/20/2017	5/24/2017	29.5	3	54%	70%	2.1	100%	0%	0.0477	0.0037	0.0440
C-50605-1A	Fresno	Open Hearth Fireplace	Gas Insert				TRUE	1/19/2017	3/22/2017	22.7	0	7%	68%	0.299465	24%	59%	0.0013	0.0000	0.0013
C-50606-1A	San Joaquin	Freestanding Non-Certified Wood Stove	Gas Insert				TRUE	2/27/2017	5/16/2017	29.5	0	54%	68%	1.15	61%	38%	0.0159	0.0000	0.0159
C-50607-1A	Kern	Open Hearth Fireplace	Gas Insert				TRUE	2/8/2017	3/23/2017	22.7	0	7%	68%	0.299465	31%	51%	0.0016	0.0000	0.0016
C-50608-1A	Kern	Open Hearth Fireplace	Gas Insert				TRUE	1/12/2017	2/23/2017	22.7	0	7%	68%	0.299465	31%	51%	0.0016	0.0000	0.0016
C-50609-1A	Fresno	Open Hearth Fireplace	Gas Insert				TRUE	2/11/2017	3/22/2017	22.7	0	7%	68%	0.299465	24%	59%	0.0013	0.0000	0.0013
C-50610-1A	San Joaquin	Open Hearth Fireplace	Gas Insert				FALSE	2/3/2017	4/12/2017	22.7	0	7%	68%	0.299465	100%	0%	0.0052	0.0000	0.0052
C-50611-1A	Madera	Freestanding Non-Certified Wood Stove	Freestanding Certified Pellet Stove	0.89		70 Non-Catalytic	TRUE	1/18/2017	3/22/2017	29.5	1.78	54%	70%	2.61	33%	57%	0.0198	0.0011	0.0186
C-50612-1A	Stanislaus	Open Hearth Fireplace	Certified Pellet Insert	1.1		Non-Catalytic	FALSE	2/23/2017	4/18/2017	22.7	2.2	7%	68%	0.299465	100%	0%	0.0052	0.0001	0.0052
C-50613-1A	San Joaquin	Open Hearth Fireplace	Gas Insert				TRUE	3/1/2017	3/23/2017	22.7	0	7%	68%	0.299465	61%	38%	0.0032	0.0000	0.0032
C-50614-1A	Fresno	Open Hearth Fireplace	Gas Insert				TRUE	1/18/2017	3/8/2017	22.7	0	7%	68%	0.299465	24%	59%	0.0013	0.0000	0.0013
C-50615-1A	Stanislaus	Non-Certified Pellet Insert	Gas Insert				FALSE	2/2/2017	3/15/2017	2.9	0	68%	68%	2.1	100%	0%	0.0047	0.0000	0.0047
C-50616-1A	Stanislaus	Open Hearth Fireplace	Certified Wood Insert	3.2		Non-Catalytic	TRUE	3/16/2017	5/30/2017	22.7	6.4	7%	68%	0.299465	54%	44%	0.0028	0.0001	0.0027
C-50618-1A	Stanislaus	Open Hearth Fireplace	Certified Pellet Insert	1.1		Non-Catalytic	TRUE	1/27/2017	5/23/2017	22.7	2.2	7%	68%	0.299465	54%	44%	0.0028	0.0000	0.0028
C-50619-1A	San Joaquin	Wood-burning firebox	Gas Insert				TRUE	1/23/2017	3/15/2017	22.7	0	7%	68%	0.299465	61%	38%	0.0032	0.0000	0.0032
C-50621-1A	San Joaquin	Open Hearth Fireplace	Gas Insert				TRUE	1/11/2017	3/7/2017	22.7	0	7%	68%	0.299465	61%	38%	0.0032	0.0000	0.0032
C-50623-1A	San Joaquin	Open Hearth Fireplace	Gas Insert				TRUE	3/14/2017	5/23/2017	22.7	0	7%	68%	0.299465	61%	38%	0.0032	0.0000	0.0032
C-50624-1A	Tulare	Open Hearth Fireplace	Gas Insert				TRUE	1/17/2017	3/8/2017	22.7	0	7%	68%	0.299465	53%	43%	0.0028	0.0000	0.0028
C-50626-1A	Tulare	Freestanding Non-Certified Wood Stove	Gas Insert				TRUE	1/16/2017	2/23/2017	29.5	0	54%	68%	2.4	53%	43%	0.0291	0.0000	0.0291
C-50630-1A	Merced	Freestanding Non-Certified Pellet Stove	Freestanding Certified Wood Stove	1.9		Non-Catalytic	FALSE	2/6/2017	3/15/2017	2.9	3.8	68%	68%	2.67	100%	0%	0.0060	0.0078	-0.0019
C-50633-1A	San Joaquin	Non-Certified Pellet Insert	Gas Insert				TRUE	1/3/2017	3/1/2017	2.9	0	68%	68%	2.1	61%	38%	0.0029	0.0000	0.0029
C-50634-1A	Kern	Open Hearth Fireplace	Gas Insert				TRUE	1/5/2017	2/1/2017	22.7	0	7%	68%	0.299465	31%	51%	0.0016	0.0000	0.0016
C-50656-1A	Fresno	Freestanding Non-Certified Wood Stove	Freestanding Gas Stove				TRUE	2/9/2017	3/15/2017	29.5	0	54%	68%	2.09	24%	59%	0.0115	0.0000	0.0115
C-50658-1A	Fresno	Open Hearth Fireplace	Gas Insert				TRUE	5/9/2017	6/6/2017	22.7	0	7%	68%	0.299465	24%	59%	0.0013	0.0000	0.0013
C-50660-1A	Fresno	Open Hearth Fireplace	Gas Insert				TRUE	1/27/2017	3/7/2017	22.7	0	7%	68%	0.299465	24%	59%	0.		

SAN JOAQUIN VALLEY UNIFIED AIR POLLUTION CONTROL DISTRICT

2021 Annual Demonstration Report

August 31, 2022

Contract#	County	OldDeviceType	NewDeviceType	EmissionRating	OverallEfficiency	DeviceSubtype	PipedNatGa	InstallDate	ClaimDate	Emission Factor		Efficiency		FuelUse	Non-Curtailment %		Emissions (tpy PM2.5)		
										EF_Old	EF_New	Eff_Old	Eff_New		B_all	B_reg	Before	After	Reduction
C-50715-1A	Stanislaus	Open Hearth Fireplace	Gas Insert				TRUE	3/5/2017	3/30/2017	22.7	0	7%	68%	0.299465	54%	44%	0.0028	0.0000	0.0028
C-50716-1A	Madera	Open Hearth Fireplace	Certified Wood Insert	2.6		Non-Catalytic	TRUE	3/1/2017	3/15/2017	22.7	5.2	7%	68%	0.299465	33%	57%	0.0017	0.0001	0.0017
C-50717-1A	Fresno	Freestanding Non-Certified Wood Stove	Gas Insert				FALSE	1/16/2017	3/8/2017	29.5	0	54%	68%	2.09	100%	0%	0.0475	0.0000	0.0475
C-50721-1A	Stanislaus	Wood-burning firebox	Gas Fireplace				TRUE	1/13/2017	3/8/2017	22.7	0	7%	68%	0.299465	54%	44%	0.0028	0.0000	0.0028
C-50723-1A	Stanislaus	Freestanding Non-Certified Wood Stove	Freestanding Certified Wood Stove	1.2		Non-Catalytic	FALSE	2/22/2017	4/19/2017	29.5	2.4	54%	68%	1.55	100%	0%	0.0352	0.0023	0.0329
C-50725-1A	Fresno	Open Hearth Fireplace	Gas Insert				FALSE	4/7/2017	5/9/2017	22.7	0	7%	68%	0.299465	100%	0%	0.0052	0.0000	0.0052
C-50726-1A	Kern	Open Hearth Fireplace	Gas Insert				TRUE	1/23/2017	3/15/2017	22.7	0	7%	68%	0.299465	31%	51%	0.0016	0.0000	0.0016
C-50727-1A	Stanislaus	Freestanding Non-Certified Wood Stove	Freestanding Certified Wood Stove	2.3		74 Non-Catalytic	FALSE	1/25/2017	5/16/2017	29.5	4.6	54%	74%	1.55	100%	0%	0.0352	0.0040	0.0312
C-50728-1A	Fresno	Open Hearth Fireplace	Gas Insert				TRUE	2/8/2017	4/25/2017	22.7	0	7%	68%	0.299465	24%	59%	0.0013	0.0000	0.0013
C-50729-1A	Tulare	Open Hearth Fireplace	Certified Wood Insert	2.6		Non-Catalytic	TRUE	3/2/2017	3/15/2017	22.7	5.2	7%	68%	0.299465	53%	43%	0.0028	0.0001	0.0027
C-50731-1A	Tulare	Open Hearth Fireplace	Certified Wood Insert	2.6		Non-Catalytic	TRUE	1/23/2017	2/14/2017	22.7	5.2	7%	68%	0.299465	53%	43%	0.0028	0.0001	0.0027
C-50735-1A	Tulare	Open Hearth Fireplace	Certified Wood Insert	2.6		Non-Catalytic	TRUE	1/11/2017	2/1/2017	22.7	5.2	7%	68%	0.299465	53%	43%	0.0028	0.0001	0.0027
C-50739-1A	Fresno	Open Hearth Fireplace	Certified Wood Insert	2.6		Non-Catalytic	TRUE	1/26/2017	2/7/2017	22.7	5.2	7%	68%	0.299465	24%	59%	0.0013	0.0000	0.0012
C-50741-1A	Fresno	Open Hearth Fireplace	Certified Wood Insert	2.6		Non-Catalytic	TRUE	1/12/2017	2/1/2017	22.7	5.2	7%	68%	0.299465	24%	59%	0.0013	0.0000	0.0012
C-50745-1A	Fresno	Open Hearth Fireplace	Certified Wood Insert	2.6		Non-Catalytic	TRUE	1/27/2017	2/7/2017	22.7	5.2	7%	68%	0.299465	24%	59%	0.0013	0.0000	0.0012
C-50748-1A	Fresno	Open Hearth Fireplace	Certified Wood Insert	2.6		Non-Catalytic	TRUE	1/25/2017	2/6/2017	22.7	5.2	7%	68%	0.299465	24%	59%	0.0013	0.0000	0.0012
C-50751-1A	Fresno	Certified Pellet Insert	Gas Insert				TRUE	1/31/2017	3/8/2017	2.9	0	68%	68%	2.1	24%	59%	0.0011	0.0000	0.0011
C-50755-1A	Tulare	Open Hearth Fireplace	Gas Insert				TRUE	2/18/2017	3/30/2017	22.7	0	7%	68%	0.299465	53%	43%	0.0028	0.0000	0.0028
C-50757-1A	Fresno	Open Hearth Fireplace	Gas Insert				TRUE	2/1/2017	2/14/2017	22.7	0	7%	68%	0.299465	24%	59%	0.0013	0.0000	0.0013
C-50758-1A	Fresno	Freestanding Non-Certified Wood Stove	Gas Insert				TRUE	3/13/2017	5/9/2017	29.5	0	54%	68%	2.09	24%	59%	0.0115	0.0000	0.0115
C-50760-1A	Fresno	Open Hearth Fireplace	Gas Insert				TRUE	2/11/2017	3/2/2017	22.7	0	7%	68%	0.299465	24%	59%	0.0013	0.0000	0.0013
C-50761-1A	Fresno	Non-Certified Wood Insert	Certified Wood Insert	3.5		Non-Catalytic	TRUE	2/1/2017	3/22/2017	29.5	7	54%	68%	2.1	24%	59%	0.0115	0.0029	0.0086
C-50767-1A	San Joaquin	Certified Pellet Insert	Gas Insert				TRUE	2/13/2017	3/22/2017	2.9	0	68%	68%	2.1	61%	38%	0.0029	0.0000	0.0029
C-50770-1A	Fresno	Open Hearth Fireplace	Gas Insert				TRUE	2/28/2017	3/29/2017	22.7	0	7%	68%	0.299465	24%	59%	0.0013	0.0000	0.0013
C-50771-1A	Fresno	Open Hearth Fireplace	Certified Pellet Insert	2.1		Non-Catalytic	TRUE	1/14/2017	2/1/2017	22.7	4.2	7%	68%	0.299465	24%	59%	0.0013	0.0000	0.0012
C-50772-1A	Fresno	Open Hearth Fireplace	Gas Insert				TRUE	1/28/2017	2/7/2017	22.7	0	7%	68%	0.299465	24%	59%	0.0013	0.0000	0.0013
C-50773-1A	Tulare	Open Hearth Fireplace	Certified Wood Insert	2.6		Non-Catalytic	TRUE	2/6/2017	2/21/2017	22.7	5.2	7%	68%	0.299465	53%	43%	0.0028	0.0001	0.0027
C-50774-1A	Stanislaus	Open Hearth Fireplace	Gas Insert				FALSE	2/23/2017	5/23/2017	22.7	0	7%	68%	0.299465	100%	0%	0.0052	0.0000	0.0052
C-50775-1A	Fresno	Open Hearth Fireplace	Gas Insert				TRUE	2/1/2017	3/15/2017	22.7	0	7%	68%	0.299465	24%	59%	0.0013	0.0000	0.0013
C-50788-1A	Fresno	Freestanding Non-Certified Wood Stove	Gas Insert				FALSE	5/10/2017	6/21/2017	29.5	0	54%	68%	2.09	100%	0%	0.0475	0.0000	0.0475
C-50791-1A	Fresno	Freestanding Non-Certified Wood Stove	Gas Insert				TRUE	1/24/2017	4/12/2017	29.5	0	54%	68%	2.09	24%	59%	0.0115	0.0000	0.0115
C-50793-1A	Kern	Open Hearth Fireplace	Gas Insert				TRUE	1/11/2017	2/21/2017	22.7	0	7%	68%	0.299465	31%	51%	0.0016	0.0000	0.0016
C-50794-1A	Kern	Freestanding Non-Certified Wood Stove	Freestanding Gas Stove				TRUE	2/1/2017	3/22/2017	29.5	0	54%	68%	1.57	31%	51%	0.0110	0.0000	0.0110
C-50796-1A	Stanislaus	Non-Certified Pellet Insert	Gas Insert				TRUE	1/25/2017	3/15/2017	2.9	0	68%	68%	2.1	54%	44%	0.0025	0.0000	0.0025
C-50826-1A	Fresno	Wood-burning firebox	Gas Insert				TRUE	2/4/2017	3/29/2017	22.7	0	7%	68%	0.299465	24%	59%	0.0013	0.0000	0.0013
C-50828-1A	Fresno	Open Hearth Fireplace	Gas Insert				TRUE	1/20/2017	3/22/2017	22.7	0	7%	68%	0.299465	24%	59%	0.0013	0.0000	0.0013
C-50839-1A	San Joaquin	Open Hearth Fireplace	Gas Fireplace				FALSE	2/7/2017	3/8/2017	22.7	0	7%	68%	0.299465	100%	0%	0.0052	0.0000	0.0052
C-50841-1A	Fresno	Certified Wood Insert	Gas Insert				TRUE	2/15/2017	4/5/2017	14.5785	0	68%	68%	2.1	24%	59%	0.0057	0.0000	0.0057
C-50844-1A	Kern	Open Hearth Fireplace	Gas Insert				TRUE	1/13/2017	3/7/2017	22.7	0	7%	68%	0.299465	31%	51%	0.0016	0.0000	0.0016
C-50845-1A	Kern	Freestanding Non-Certified Wood Stove	Gas Insert				FALSE	1/19/2017	3/1/2017	29.5	0	54%	68%	1.57	100%	0%	0.0357	0.0000	0.0357
C-50846-1A	Kern	Open Hearth Fireplace	Gas Fireplace				FALSE	5/1/2017	7/18/2017	22.7	0	7%	68%	0.299465	100%	0%	0.0052	0.0000	0.0052
C-50847-1A	San Joaquin	Open Hearth Fireplace	Gas Fireplace				TRUE	2/6/2017	3/30/2017	22.7	0	7%	68%	0.299465	61%	38%	0.0032	0.0000	0.0032
C-50848-1A	Fresno	Open Hearth Fireplace	Gas Insert				TRUE	2/8/2017	3/22/2017	22.7	0	7%	68%	0.299465	24%	59%	0.0013	0.0000	0.0013
C-50849-1A	San Joaquin	Open Hearth Fireplace	Gas Insert				TRUE	2/1/2017	3/15/2017	22.7	0	7%	68%	0.299465	61%	38%	0.0032	0.0000	0.0032
C-50850-1A	San Joaquin	Open Hearth Fireplace	Gas Insert				TRUE	2/1/2017	4/12/2017	22.7	0	7%	68%	0.299465	61%	38%	0.0032	0.0000	0.0032
C-50851-1A	Fresno	Open Hearth Fireplace	Gas Insert				TRUE	1/17/2017	3/7/2017	22.7	0	7%	68%	0.299465	24%	59%	0.0013	0.0000	0.0013
C-50853-1A	Stanislaus	Wood-burning firebox	Gas Insert				TRUE	1/17/2017	3/15/2017	22.7	0	7%	68%	0.299465	54%	44%	0.0028	0.0000	0.0028
C-50854-1A	Fresno	Open Hearth Fireplace	Gas Fireplace				TRUE	2/23/2017	4/5/2017	22.7	0	7%	68%	0.299465	24%	59%	0.0013	0.0000	0.0013
C-50855-1A	San Joaquin	Open Hearth Fireplace	Certified Wood Insert	3.9		Non-Catalytic	FALSE	1/27/2017	3/1/2017	22.7	7.8	7%	68%	0.299465	100%	0%	0.0052	0.0002	0.0050
C-50857-1A	Madera	Open Hearth Fireplace	Certified Wood Insert	4		Non-Catalytic	TRUE	2/16/2017	3/29/2017	22.7	8	7%	68%	0.299465	33%	57%	0.0017	0.0001	0.0017
C-50858-1A	Fresno	Open Hearth Fireplace	Certified Wood Insert	2.7		Non-Catalytic	FALSE	2/28/2017	3/23/2017	22.7	5.4	7%	68%	0.299465	100%	0%	0.0052	0.0001	0.0051
C-50859-1A	Fresno	Open Hearth Fireplace	Gas Insert				FALSE	3/24/2017	4/19/2017	22.7	0	7%	68%	0.299465	100%	0%	0.0052	0.0000	0.0052
C-50860-1A	Merced	Open Hearth Fireplace	Gas Insert				TRUE	1/23/2017	3/7/2017	22.7	0	7%	68%	0.299465	68%	32%	0.0035	0.0000	0.0035
C-50861-1A	Fresno	Open Hearth Fireplace	Gas Insert				TRUE	1/30/2017	2/21/2017	22.7	0	7%	68%	0.299465	24%	59%	0.0013	0.0000	0.0013
C-50862-1A	Tulare	Open Hearth Fireplace	Certified Pellet Insert	1.5		76 Non-Catalytic	TRUE	2/8/2017	3/29/2017	22.7	3	7%	76%	0.299465	53%	43%	0.0028	0.0000	0.0028
C-50863-1A	Fresno	Non-Certified Pellet Insert	Gas Insert				TRUE	1/24/2017	3/1/2017	2.9	0	68%	68%	2.1	24%	59%	0.0011	0.0000	0.0011
C-50864-1A	Stanislaus	Open Hearth Fireplace	Gas Insert				TRUE	1/31/2017	3/15/2017	22.7	0	7%	68%	0.299465	54%	44%	0.0028	0.0000	0.0028
C-50865-1A	Fresno	Open Hearth Fireplace	Certified Wood Insert	2.9		Non-Catalytic	FALSE	3/6/2017	4/12/2017	22.7	5.8	7%	68%	0.299465	100%	0%	0.0052	0.0001	0.0051
C-50866-1A	Tulare	Open Hearth Fireplace	Gas Insert				FALSE	1/17/2017	3/7/2017	22.7	0	7%	68%	0.299465	100%	0%	0.0052	0.0000	0.0052
C-50867-1A	Kern	Open Hearth Fireplace	Gas Insert				TRUE	1/29/2017	3/15/2017	22.7	0	7%	68%	0.299465	31%	51%	0.0016	0.0000	0.0016
C-50868-1A	Fresno	Freestanding Non-Certified Wood Stove	Gas Fireplace				TRUE	6/2/2017	7/18/2017	29.5	0	54%	68%	2.09	24%	59%	0.0115	0.0000	0.0115
C-50889-1A	Fresno	Wood-burning firebox	Gas Insert				TRUE	3/15/2017	3/29/2017	22.7	0	7%	68%	0.299465	24%	59%	0.0013	0.0000	0.0013
C-50890-1A	San Joaquin	Open Hearth Fireplace	Gas Insert				TRUE	1/25/2017	3/30/2017	22.7	0	7%	68%	0.299465	61%	38%	0.0032	0.0000	0.0032
C-50892-1A	Merced	Non-Certified Wood Insert	Certified Wood Insert	4.2		Non-Catalytic	TRUE	2/22/2017	3/30/2017	29.5	8.4	54%	68%	2.1	68%	32%	0.0322	0.0078	0.0244
C-50893-1A	Fresno	Open Hearth Fireplace	Certified Wood Insert	2.9		Non-Catalytic	FALSE	2/7/2017	3/2/2017	22.7	5.8	7%	68%	0.299465	100%	0%	0.0052	0.0001	0.0051
C-50894-1A	San Joaquin	Open Hearth Fireplace	Gas Insert				TRUE	9/30/2017	10/18/2017	22.7	0	7%	68%	0.299465	61%	38%	0.0032	0.0000	0.0032
C-50896-1A	Madera	Non-Certified Wood Insert	Certified Wood Insert	0.66		Non-Catalytic	FALSE	5/2/2017	5/16/2017	29.5	1.32								

SAN JOAQUIN VALLEY UNIFIED AIR POLLUTION CONTROL DISTRICT

2021 Annual Demonstration Report

August 31, 2022

Contract#	County	OldDeviceType	NewDeviceType	EmissionRating	OverallEfficiency	DeviceSubtype	PipedNatGa	InstallDate	ClaimDate	Emission Factor		Efficiency		FuelUse	Non-Curtailment %		Emissions (tpy PM2.5)		
										EF_Old	EF_New	Eff_Old	Eff_New		B_all	B_reg	Before	After	Reduction
C-50994-1A	Merced	Open Hearth Fireplace	Gas Insert				TRUE	2/24/2017	3/16/2017	22.7	0	7%	68%	0.299465	68%	32%	0.0035	0.0000	0.0035
C-50995-1A	Fresno	Open Hearth Fireplace	Certified Pellet Insert	2.1		Non-Catalytic	FALSE	3/22/2017	3/30/2017	22.7	4.2	7%	68%	0.299465	100%	0%	0.0052	0.0001	0.0051
C-50996-2B	Fresno	Freestanding Non-Certified Wood Stove	Gas Insert				FALSE	2/20/2017	3/16/2017	29.5	0	54%	68%	2.09	100%	0%	0.0475	0.0000	0.0475
C-50997-1A	Tulare	Freestanding Non-Certified Wood Stove	Freestanding Certified Wood Stove	3.2		74 Non-Catalytic	TRUE	1/30/2017	3/7/2017	29.5	6.4	54%	74%	2.4	53%	43%	0.0291	0.0051	0.0239
C-50998-1A	Fresno	Wood-burning firebox	Gas Insert				TRUE	1/26/2017	3/8/2017	22.7	0	7%	68%	0.299465	24%	59%	0.0013	0.0000	0.0013
C-50999-1A	Fresno	Open Hearth Fireplace	Gas Insert				TRUE	1/31/2017	3/8/2017	22.7	0	7%	68%	0.299465	24%	59%	0.0013	0.0000	0.0013
C-51000-1A	Fresno	Open Hearth Fireplace	Gas Insert				TRUE	1/19/2017	3/8/2017	22.7	0	7%	68%	0.299465	24%	59%	0.0013	0.0000	0.0013
C-51001-1A	San Joaquin	Freestanding Non-Certified Wood Stove	Freestanding Certified Wood Stove	2.8		72 Non-Catalytic	FALSE	3/18/2017	5/10/2017	29.5	5.6	54%	72%	1.15	100%	0%	0.0261	0.0037	0.0224
C-51003-1A	Tulare	Wood-Burning Firebox	Gas Insert				FALSE	8/28/2017	9/14/2017	22.7	0	7%	68%	0.299465	100%	0%	0.0052	0.0000	0.0052
C-51013-1A	Tulare	Freestanding Non-Certified Wood Stove	Freestanding Certified Wood Stove	4.2		Non-Catalytic	TRUE	1/16/2017	3/7/2017	29.5	8.4	54%	68%	2.4	53%	43%	0.0291	0.0073	0.0218
C-51020-1A	Merced	Open Hearth Fireplace	Gas Insert				TRUE	2/16/2017	3/22/2017	22.7	0	7%	68%	0.299465	68%	32%	0.0035	0.0000	0.0035
C-51021-1A	Fresno	Open Hearth Fireplace	Gas Insert				TRUE	1/25/2017	3/8/2017	22.7	0	7%	68%	0.299465	24%	59%	0.0013	0.0000	0.0013
C-51027-1A	Fresno	Open Hearth Fireplace	Certified Wood Insert	2.6		Non-Catalytic	TRUE	1/27/2017	2/7/2017	22.7	5.2	7%	68%	0.299465	24%	59%	0.0013	0.0000	0.0012
C-51028-1A	Stanislaus	Open Hearth Fireplace	Gas Insert				FALSE	2/15/2017	3/15/2017	22.7	0	7%	68%	0.299465	100%	0%	0.0052	0.0000	0.0052
C-51029-1A	Fresno	Open Hearth Fireplace	Certified Wood Insert	2.6		Non-Catalytic	TRUE	2/21/2017	3/8/2017	22.7	5.2	7%	68%	0.299465	24%	59%	0.0013	0.0000	0.0012
C-51030-2B	Fresno	Open Hearth Fireplace	Gas Insert				TRUE	4/11/2017	5/23/2017	22.7	0	7%	68%	0.299465	24%	59%	0.0013	0.0000	0.0013
C-51032-1A	Fresno	Wood-burning firebox	Gas Insert				TRUE	2/22/2017	5/16/2017	22.7	0	7%	68%	0.299465	24%	59%	0.0013	0.0000	0.0013
C-51035-1A	Tulare	Open Hearth Fireplace	Gas Insert				TRUE	12/21/2016	4/18/2017	22.7	0	7%	68%	0.299465	53%	43%	0.0028	0.0000	0.0028
C-51040-1A	Stanislaus	Open Hearth Fireplace	Gas Insert				TRUE	1/30/2017	3/15/2017	22.7	0	7%	68%	0.299465	54%	44%	0.0028	0.0000	0.0028
C-51041-1A	Stanislaus	Open Hearth Fireplace	Certified Pellet Insert	1.3		Non-Catalytic	TRUE	1/29/2017	3/15/2017	22.7	2.6	7%	68%	0.299465	54%	44%	0.0028	0.0000	0.0028
C-51042-1A	Tulare	Freestanding Non-Certified Wood Stove	Gas Insert				TRUE	3/18/2017	3/30/2017	29.5	0	54%	68%	2.4	53%	43%	0.0291	0.0000	0.0291
C-51043-1A	Fresno	Open Hearth Fireplace	Certified Wood Insert	4.4		Non-Catalytic	TRUE	2/21/2017	3/15/2017	22.7	8.8	7%	68%	0.299465	24%	59%	0.0013	0.0001	0.0012
C-51077-1A	Tulare	Freestanding Non-Certified Wood Stove	Freestanding Certified Pellet Stove	2.1		Non-Catalytic	FALSE	2/7/2017	2/21/2017	29.5	4.2	54%	68%	2.4	100%	0%	0.0545	0.0062	0.0484
C-51080-1A	Stanislaus	Open Hearth Fireplace	Gas Insert				TRUE	2/3/2017	3/15/2017	22.7	0	7%	68%	0.299465	54%	44%	0.0028	0.0000	0.0028
C-51082-1A	San Joaquin	Freestanding Non-Certified Wood Stove	Freestanding Certified Wood Stove	2.8		72 Non-Catalytic	FALSE	3/18/2017	4/5/2017	29.5	5.6	54%	72%	1.15	100%	0%	0.0261	0.0037	0.0224
C-51083-1A	Fresno	Open Hearth Fireplace	Gas Insert				TRUE	2/22/2017	3/29/2017	22.7	0	7%	68%	0.299465	24%	59%	0.0013	0.0000	0.0013
C-51084-1A	Fresno	Open Hearth Fireplace	Gas Insert				FALSE	2/7/2017	5/8/2018	22.7	0	7%	68%	0.299465	100%	0%	0.0052	0.0000	0.0052
C-51085-1A	Fresno	Open Hearth Fireplace	Certified Wood Insert	2.6		Non-Catalytic	TRUE	2/1/2017	2/23/2017	22.7	5.2	7%	68%	0.299465	24%	59%	0.0013	0.0000	0.0012
C-51137-1A	San Joaquin	Open Hearth Fireplace	Gas Insert				TRUE	2/10/2017	3/30/2017	22.7	0	7%	68%	0.299465	61%	38%	0.0032	0.0000	0.0032
C-51138-1A	San Joaquin	Open Hearth Fireplace	Gas Insert				TRUE	2/10/2017	3/29/2017	22.7	0	7%	68%	0.299465	61%	38%	0.0032	0.0000	0.0032
C-51139-1A	San Joaquin	Freestanding Non-Certified Wood Stove	Gas Insert				TRUE	2/11/2017	3/15/2017	29.5	0	54%	68%	1.15	61%	38%	0.0159	0.0000	0.0159
C-51140-1A	Fresno	Non-Certified Pellet Insert	Certified Pellet Insert	1.5		76 Non-Catalytic	TRUE	1/31/2017	3/15/2017	2.9	3	68%	76%	2.1	24%	59%	0.0011	0.0014	-0.0003
C-51141-1A	Kings	Wood-burning firebox	Gas Insert				FALSE	11/4/2017	11/28/2017	22.7	0	7%	68%	0.299465	100%	0%	0.0052	0.0000	0.0052
C-51143-1A	Stanislaus	Freestanding Non-Certified Wood Stove	Gas Insert				TRUE	2/6/2017	3/15/2017	29.5	0	54%	68%	1.55	54%	44%	0.0191	0.0000	0.0191
C-51145-1A	Tulare	Wood-burning firebox	Gas Insert				TRUE	2/10/2017	3/29/2017	22.7	0	7%	68%	0.299465	53%	43%	0.0028	0.0000	0.0028
C-51146-1A	Fresno	Non-Certified Wood Insert	Certified Pellet Insert	1		Non-Catalytic	TRUE	1/28/2017	3/15/2017	29.5	2	54%	68%	2.1	24%	59%	0.0115	0.0008	0.0107
C-51147-1A	Fresno	Wood-burning firebox	Gas Fireplace				TRUE	2/1/2017	3/8/2017	22.7	0	7%	68%	0.299465	24%	59%	0.0013	0.0000	0.0013
C-51150-1A	Tulare	Open Hearth Fireplace	Certified Wood Insert	3.5		Non-Catalytic	TRUE	3/1/2017	3/28/2017	22.7	7	7%	68%	0.299465	53%	43%	0.0028	0.0001	0.0027
C-51151-1A	Fresno	Open Hearth Fireplace	Certified Wood Insert	2.6		Non-Catalytic	TRUE	1/27/2017	2/7/2017	22.7	5.2	7%	68%	0.299465	24%	59%	0.0013	0.0000	0.0012
C-51154-1A	Fresno	Wood-burning firebox	Gas Insert				TRUE	5/25/2017	7/19/2017	22.7	0	7%	68%	0.299465	24%	59%	0.0013	0.0000	0.0013
C-51157-1A	Fresno	Open Hearth Fireplace	Certified Wood Insert	2.6		Non-Catalytic	TRUE	3/7/2017	3/22/2017	22.7	5.2	7%	68%	0.299465	24%	59%	0.0013	0.0000	0.0012
C-51158-1A	Fresno	Open Hearth Fireplace	Certified Wood Insert	2.6		Non-Catalytic	TRUE	1/27/2017	3/2/2017	22.7	5.2	7%	68%	0.299465	24%	59%	0.0013	0.0000	0.0012
C-51161-1A	Kern	Open Hearth Fireplace	Gas Insert				TRUE	4/6/2017	6/14/2017	22.7	0	7%	68%	0.299465	31%	51%	0.0016	0.0000	0.0016
C-51162-1A	Stanislaus	Open Hearth Fireplace	Gas Insert				TRUE	2/7/2017	3/15/2017	22.7	0	7%	68%	0.299465	54%	44%	0.0028	0.0000	0.0028
C-51164-1A	Fresno	Open Hearth Fireplace	Certified Wood Insert	4.4		Non-Catalytic	TRUE	1/25/2017	2/14/2017	22.7	8.8	7%	68%	0.299465	24%	59%	0.0013	0.0001	0.0012
C-51165-1A	Madera	Wood-burning firebox	Gas Insert				TRUE	3/3/2017	3/30/2017	22.7	0	7%	68%	0.299465	33%	57%	0.0017	0.0000	0.0017
C-51166-1A	Fresno	Open Hearth Fireplace	Gas Insert				TRUE	3/9/2017	3/22/2017	22.7	0	7%	68%	0.299465	24%	59%	0.0013	0.0000	0.0013
C-51167-1A	Fresno	Open Hearth Fireplace	Gas Insert				FALSE	2/9/2017	4/18/2017	22.7	0	7%	68%	0.299465	100%	0%	0.0052	0.0000	0.0052
C-51193-1A	Fresno	Open Hearth Fireplace	Gas Insert				TRUE	2/8/2017	3/15/2017	22.7	0	7%	68%	0.299465	24%	59%	0.0013	0.0000	0.0013
C-51194-1A	Fresno	Open Hearth Fireplace	Gas Insert				TRUE	2/22/2017	3/22/2017	22.7	0	7%	68%	0.299465	24%	59%	0.0013	0.0000	0.0013
C-51195-1A	Fresno	Open Hearth Fireplace	Certified Pellet Insert	2.1		Non-Catalytic	TRUE	2/18/2017	3/15/2017	22.7	4.2	7%	68%	0.299465	24%	59%	0.0013	0.0000	0.0012
C-51196-1A	Kern	Open Hearth Fireplace	Gas Insert				TRUE	2/1/2017	3/15/2017	22.7	0	7%	68%	0.299465	31%	51%	0.0016	0.0000	0.0016
C-51197-1A	Tulare	Open Hearth Fireplace	Gas Insert				TRUE	2/16/2017	5/23/2017	22.7	0	7%	68%	0.299465	53%	43%	0.0028	0.0000	0.0028
C-51198-1A	Tulare	Open Hearth Fireplace	Certified Pellet Insert	1.5		76 Non-Catalytic	FALSE	3/22/2017	4/19/2017	22.7	3	7%	76%	0.299465	100%	0%	0.0052	0.0001	0.0052
C-51199-1A	Stanislaus	Open Hearth Fireplace	Gas Insert				TRUE	2/8/2017	3/15/2017	22.7	0	7%	68%	0.299465	54%	44%	0.0028	0.0000	0.0028
C-51200-1A	San Joaquin	Open Hearth Fireplace	Gas Insert				TRUE	3/17/2017	4/12/2017	22.7	0	7%	68%	0.299465	61%	38%	0.0032	0.0000	0.0032
C-51201-1A	San Joaquin	Open Hearth Fireplace	Gas Insert				TRUE	2/26/2017	4/12/2017	22.7	0	7%	68%	0.299465	61%	38%	0.0032	0.0000	0.0032
C-51202-1A	Tulare	Open Hearth Fireplace	Certified Wood Insert	3.6		Non-Catalytic	TRUE	3/1/2017	4/4/2017	22.7	7.2	7%	68%	0.299465	53%	43%	0.0028	0.0001	0.0027
C-51204-1A	Fresno	Open Hearth Fireplace	Gas Insert				FALSE	4/14/2017	7/18/2017	22.7	0	7%	68%	0.299465	100%	0%	0.0052	0.0000	0.0052
C-51205-1A	Merced	Wood-burning firebox	Gas Insert				TRUE	3/8/2017	3/22/2017	22.7	0	7%	68%	0.299465	68%	32%	0.0035	0.0000	0.0035
C-51206-1A	Fresno	Non-Certified Wood Insert	Certified Pellet Insert	2.1		Non-Catalytic	FALSE	2/18/2017	3/23/2017	29.5	4.2	54%	68%	2.1	100%	0%	0.0477	0.0054	0.0423
C-51207-1A	Fresno	Open Hearth Fireplace	Gas Insert				TRUE	1/30/2017	3/7/2017	22.7	0	7%	68%	0.299465	24%	59%	0.0013	0.0000	0.0013
C-51210-1A	Tulare	Wood-burning firebox	Gas Insert				TRUE	2/1/2017	2/14/2017	22.7	0	7%	68%	0.299465	53%	43%	0.0028	0.0000	0.0028
C-51211-1A	San Joaquin	Open Hearth Fireplace	Gas Insert				TRUE	3/4/2017	3/22/2017	22.7	0	7%	68%	0.299465	61%	38%	0.0032	0.0000	0.0032
C-51213-1A	Tulare	Freestanding Non-Certified Wood Stove	Freestanding Certified Wood Stove	2.6		Non-Catalytic	FALSE	3/3/2017	3/28/2017	29.5	5.2	54%	68%	2.4	100%	0%	0.0545	0.0076	0.0469
C-51214-1A	Fresno	Open Hearth Fireplace	Certified Wood Insert	2.6		Non-Catalytic	TRUE	3/1/2017	3/14/2017	22.7	5.2	7%	68%	0.299465	24%	59%	0.0013	0.0000	0.0012
C-51215-1A	Merced																		

SAN JOAQUIN VALLEY UNIFIED AIR POLLUTION CONTROL DISTRICT

2021 Annual Demonstration Report

August 31, 2022

Contract#	County	OldDeviceType	NewDeviceType	EmissionRating	OverallEfficiency	DeviceSubtype	PipedNatG	InstallDate	ClaimDate	Emission Factor		Efficiency		FuelUse	Non-Curtailment %		Emissions (tpy PM2.5)		
										EF_Old	EF_New	Eff_Old	Eff_New		B_all	B_reg	Before	After	Reduction
C-51315-1A	San Joaquin	Freestanding Non-Certified Wood Stove	Gas Insert				TRUE	2/12/2017	3/15/2017	29.5	0	54%	68%	1.15	61%	38%	0.0159	0.0000	0.0159
C-51317-1A	Merced	Freestanding Non-Certified Wood Stove	Gas Insert				FALSE	8/12/2017	8/22/2017	29.5	0	54%	68%	2.67	100%	0%	0.0606	0.0000	0.0606
C-51320-1A	San Joaquin	Freestanding Non-Certified Wood Stove	Gas Insert				TRUE	2/15/2017	3/22/2017	29.5	0	54%	68%	1.15	61%	38%	0.0159	0.0000	0.0159
C-51322-1A	San Joaquin	Wood-burning firebox	Gas Fireplace				TRUE	2/24/2017	7/12/2017	22.7	0	7%	68%	0.299465	61%	38%	0.0032	0.0000	0.0032
C-51324-1A	San Joaquin	Open Hearth Fireplace	Gas Insert				TRUE	2/21/2017	3/22/2017	22.7	0	7%	68%	0.299465	61%	38%	0.0032	0.0000	0.0032
C-51325-1A	Fresno	Wood-burning firebox	Gas Insert				FALSE	2/24/2017	3/28/2017	22.7	0	7%	68%	0.299465	100%	0%	0.0052	0.0000	0.0052
C-51327-1A	Kern	Wood-burning firebox	Gas Insert				TRUE	2/13/2017	3/15/2017	22.7	0	7%	68%	0.299465	31%	51%	0.0016	0.0000	0.0016
C-51329-1A	Fresno	Open Hearth Fireplace	Gas Insert				TRUE	2/7/2017	3/23/2017	22.7	0	7%	68%	0.299465	24%	59%	0.0013	0.0000	0.0013
C-51336-1A	Fresno	Freestanding Non-Certified Wood Stove	Freestanding Certified Pellet Stove	1.1		Non-Catalytic	TRUE	3/8/2017	3/23/2017	29.5	2.2	54%	68%	2.09	24%	59%	0.0115	0.0009	0.0106
C-51337-1A	Fresno	Open Hearth Fireplace	Gas Insert				TRUE	2/23/2017	3/22/2017	22.7	0	7%	68%	0.299465	24%	59%	0.0013	0.0000	0.0013
C-51338-1A	Madera	Open Hearth Fireplace	Gas Insert				FALSE	2/15/2017	5/2/2017	22.7	0	7%	68%	0.299465	100%	0%	0.0052	0.0000	0.0052
C-51340-1A	Fresno	Open Hearth Fireplace	Gas Insert				FALSE	2/24/2017	3/22/2017	22.7	0	7%	68%	0.299465	100%	0%	0.0052	0.0000	0.0052
C-51367-1A	Fresno	Wood-burning firebox	Gas Insert				TRUE	3/17/2017	4/19/2017	22.7	0	7%	68%	0.299465	24%	59%	0.0013	0.0000	0.0013
C-51368-1A	Madera	Non-Certified Wood Insert	Certified Pellet Insert	1.5		76 Non-Catalytic	FALSE	2/4/2017	3/29/2017	29.5	3	54%	76%	2.1	100%	0%	0.0477	0.0034	0.0443
C-51369-1A	Fresno	Wood-burning firebox	Gas Insert				TRUE	3/10/2017	3/29/2017	22.7	0	7%	68%	0.299465	24%	59%	0.0013	0.0000	0.0013
C-51371-1A	San Joaquin	Open Hearth Fireplace	Gas Insert				TRUE	2/7/2017	3/15/2017	22.7	0	7%	68%	0.299465	61%	38%	0.0032	0.0000	0.0032
C-51374-1A	San Joaquin	Open Hearth Fireplace	Gas Insert				TRUE	2/28/2017	3/22/2017	22.7	0	7%	68%	0.299465	61%	38%	0.0032	0.0000	0.0032
C-51377-1A	Fresno	Open Hearth Fireplace	Certified Wood Insert	3.5		Non-Catalytic	FALSE	4/27/2017	5/23/2017	22.7	7	7%	68%	0.299465	100%	0%	0.0052	0.0002	0.0051
C-51378-1A	Fresno	Freestanding Non-Certified Wood Stove	Freestanding Gas Stove				TRUE	4/14/2017	6/6/2017	29.5	0	54%	68%	2.09	24%	59%	0.0115	0.0000	0.0115
C-51379-1A	Madera	Open Hearth Fireplace	Certified Wood Insert	3.5		Non-Catalytic	TRUE	3/14/2017	4/5/2017	22.7	7	7%	68%	0.299465	33%	57%	0.0017	0.0001	0.0017
C-51380-1A	Stanislaus	Open Hearth Fireplace	Gas Insert				TRUE	2/23/2017	4/25/2017	22.7	0	7%	68%	0.299465	54%	44%	0.0028	0.0000	0.0028
C-51382-1A	San Joaquin	Open Hearth Fireplace	Gas Insert				TRUE	2/21/2017	3/23/2017	22.7	0	7%	68%	0.299465	61%	38%	0.0032	0.0000	0.0032
C-51383-1A	Stanislaus	Freestanding Non-Certified Wood Stove	Freestanding Certified Wood Stove	2.1		75 Non-Catalytic	FALSE	6/1/2017	6/7/2017	29.5	4.2	54%	75%	1.55	100%	0%	0.0352	0.0036	0.0316
C-51387-1A	Tulare	Open Hearth Fireplace	Gas Insert				TRUE	4/12/2017	4/25/2017	22.7	0	7%	68%	0.299465	53%	43%	0.0028	0.0000	0.0028
C-51389-1A	San Joaquin	Open Hearth Fireplace	Gas Insert				FALSE	5/1/2017	6/14/2017	22.7	0	7%	68%	0.299465	100%	0%	0.0052	0.0000	0.0052
C-51390-1A	San Joaquin	Certified Wood Insert	Gas Insert				TRUE	2/27/2017	3/30/2017	14.5785	0	68%	68%	2.1	61%	38%	0.0143	0.0000	0.0143
C-51422-1A	San Joaquin	Freestanding Non-Certified Pellet Stove	Freestanding Gas Stove				TRUE	2/6/2017	3/15/2017	2.9	0	68%	68%	1.15	61%	38%	0.0016	0.0000	0.0016
C-51423-1A	San Joaquin	Open Hearth Fireplace	Gas Insert				TRUE	1/31/2017	3/15/2017	22.7	0	7%	68%	0.299465	61%	38%	0.0032	0.0000	0.0032
C-51424-1A	San Joaquin	Open Hearth Fireplace	Gas Insert				TRUE	2/13/2017	3/15/2017	22.7	0	7%	68%	0.299465	61%	38%	0.0032	0.0000	0.0032
C-51425-1A	Fresno	Open Hearth Fireplace	Certified Wood Insert	2.6		Non-Catalytic	TRUE	2/3/2017	2/14/2017	22.7	5.2	7%	68%	0.299465	24%	59%	0.0013	0.0000	0.0012
C-51426-1A	Kings	Open Hearth Fireplace	Certified Wood Insert	2.6		Non-Catalytic	FALSE	2/4/2017	2/14/2017	22.7	5.2	7%	68%	0.299465	100%	0%	0.0052	0.0001	0.0051
C-51428-1A	Kings	Open Hearth Fireplace	Certified Wood Insert	2.6		Non-Catalytic	FALSE	2/13/2016	3/8/2017	22.7	5.2	7%	68%	0.299465	100%	0%	0.0052	0.0001	0.0051
C-51430-1A	Tulare	Open Hearth Fireplace	Certified Wood Insert	2.6		Non-Catalytic	FALSE	2/28/2017	3/14/2017	22.7	5.2	7%	68%	0.299465	100%	0%	0.0052	0.0001	0.0051
C-51432-1A	Fresno	Wood-burning firebox	Gas Insert				FALSE	2/16/2017	3/22/2017	22.7	0	7%	68%	0.299465	100%	0%	0.0052	0.0000	0.0052
C-51434-1A	Tulare	Non-Certified Wood Insert	Certified Wood Insert	2.6		Non-Catalytic	FALSE	4/7/2017	5/17/2017	29.5	5.2	54%	68%	2.1	100%	0%	0.0477	0.0067	0.0410
C-51438-1A	Stanislaus	Open Hearth Fireplace	Gas Insert				FALSE	2/24/2017	3/23/2017	22.7	0	7%	68%	0.299465	100%	0%	0.0052	0.0000	0.0052
C-51439-1A	San Joaquin	Open Hearth Fireplace	Gas Insert				TRUE	3/3/2017	4/18/2017	22.7	0	7%	68%	0.299465	61%	38%	0.0032	0.0000	0.0032
C-51442-1A	Fresno	Wood-burning firebox	Gas Insert				FALSE	3/6/2017	3/30/2017	22.7	0	7%	68%	0.299465	100%	0%	0.0052	0.0000	0.0052
C-51444-1A	Stanislaus	Open Hearth Fireplace	Gas Insert				FALSE	2/23/2017	3/22/2017	22.7	0	7%	68%	0.299465	100%	0%	0.0052	0.0000	0.0052
C-51448-1A	Kern	Open Hearth Fireplace	Certified Wood Insert	1.9		65 Non-Catalytic	TRUE	2/17/2017	3/15/2017	22.7	3.8	7%	65%	0.299465	31%	51%	0.0016	0.0000	0.0016
C-51450-1A	Stanislaus	Wood-burning firebox	Gas Fireplace				TRUE	3/24/2017	5/16/2017	22.7	0	7%	68%	0.299465	54%	44%	0.0028	0.0000	0.0028
C-51453-1A	Merced	Freestanding Non-Certified Wood Stove	Freestanding Certified Wood Stove	1.9		Non-Catalytic	FALSE	3/15/2017	3/29/2017	29.5	3.8	54%	68%	2.67	100%	0%	0.0606	0.0062	0.0544
C-51454-1A	San Joaquin	Freestanding Non-Certified Wood Stove	Freestanding Gas Stove				TRUE	3/15/2017	4/4/2017	29.5	0	54%	68%	1.15	61%	38%	0.0159	0.0000	0.0159
C-51466-1A	Stanislaus	Wood-burning firebox	Gas Fireplace				TRUE	3/8/2017	3/15/2017	22.7	0	7%	68%	0.299465	54%	44%	0.0028	0.0000	0.0028
C-51467-1A	Fresno	Open Hearth Fireplace	Gas Insert				TRUE	2/17/2017	3/30/2017	22.7	0	7%	68%	0.299465	24%	59%	0.0013	0.0000	0.0013
C-51468-1A	Madera	Wood-Burning Firebox	Certified Wood Insert	2.6		Non-Catalytic	FALSE	2/8/2017	2/21/2017	22.7	5.2	7%	68%	0.299465	100%	0%	0.0052	0.0001	0.0051
C-51469-1A	Merced	Open Hearth Fireplace	Certified Wood Insert	2.6		Non-Catalytic	FALSE	2/10/2017	3/2/2017	22.7	5.2	7%	68%	0.299465	100%	0%	0.0052	0.0001	0.0051
C-51470-2B	Tulare	Open Hearth Fireplace	Gas Insert				FALSE	3/20/2017	4/18/2017	22.7	0	7%	68%	0.299465	100%	0%	0.0052	0.0000	0.0052
C-51471-1A	Tulare	Open Hearth Fireplace	Certified Wood Insert	2.6		Non-Catalytic	TRUE	2/17/2017	3/2/2017	22.7	5.2	7%	68%	0.299465	53%	43%	0.0028	0.0001	0.0027
C-51472-1A	Fresno	Certified Pellet Insert	Gas Insert				TRUE	2/1/2017	3/22/2017	2.9	0	68%	68%	2.1	24%	59%	0.0011	0.0000	0.0011
C-51474-1A	Tulare	Open Hearth Fireplace	Certified Wood Insert	2.6		Non-Catalytic	TRUE	2/8/2017	2/21/2017	22.7	5.2	7%	68%	0.299465	53%	43%	0.0028	0.0001	0.0027
C-51475-2B	Tulare	Wood-burning firebox	Gas Insert				TRUE	6/27/2017	7/10/2017	22.7	0	7%	68%	0.299465	53%	43%	0.0028	0.0000	0.0028
C-51476-1A	Fresno	Open Hearth Fireplace	Gas Insert				TRUE	3/15/2017	5/2/2017	22.7	0	7%	68%	0.299465	24%	59%	0.0013	0.0000	0.0013
C-51477-1A	San Joaquin	Open Hearth Fireplace	Gas Insert				TRUE	3/21/2017	5/23/2017	22.7	0	7%	68%	0.299465	61%	38%	0.0032	0.0000	0.0032
C-51480-1A	Stanislaus	Open Hearth Fireplace	Gas Insert				TRUE	3/29/2017	4/19/2017	22.7	0	7%	68%	0.299465	54%	44%	0.0028	0.0000	0.0028
C-51483-1A	Fresno	Open Hearth Fireplace	Certified Wood Insert	2.6		Non-Catalytic	FALSE	2/23/2017	3/2/2017	22.7	5.2	7%	68%	0.299465	100%	0%	0.0052	0.0001	0.0051
C-51485-1A	Tulare	Open Hearth Fireplace	Gas Insert				FALSE	4/11/2017	5/30/2017	22.7	0	7%	68%	0.299465	100%	0%	0.0052	0.0000	0.0052
C-51486-1A	Tulare	Open Hearth Fireplace	Certified Wood Insert	2.6		Non-Catalytic	TRUE	3/13/2017	3/29/2017	22.7	5.2	7%	68%	0.299465	53%	43%	0.0028	0.0001	0.0027
C-51487-1A	Tulare	Open Hearth Fireplace	Certified Wood Insert	2.6		Non-Catalytic	TRUE	3/16/2017	4/5/2017	22.7	5.2	7%	68%	0.299465	53%	43%	0.0028	0.0001	0.0027
C-51505-1A	Fresno	Wood-burning firebox	Gas Insert				TRUE	3/10/2017	4/12/2017	22.7	0	7%	68%	0.299465	24%	59%	0.0013	0.0000	0.0013
C-51506-1A	San Joaquin	Non-Certified Wood Insert	Certified Wood Insert	4.1		Non-Catalytic	FALSE	2/14/2017	4/6/2017	29.5	8.2	54%	68%	2.1	100%	0%	0.0477	0.0105	0.0372
C-51508-1A	Kern	Wood-burning firebox	Gas Insert				FALSE	12/10/2017	3/15/2017	22.7	0	7%	68%	0.299465	100%	0%	0.0052	0.0000	0.0052
C-51510-1A	Fresno	Open Hearth Fireplace	Gas Insert				FALSE	3/14/2017	4/19/2017	22.7	0	7%	68%	0.299465	100%	0%	0.0052	0.0000	0.0052
C-51511-1A	Tulare	Open Hearth Fireplace	Certified Wood Insert	4.2		Non-Catalytic	FALSE	4/28/2017	5/10/2017	22.7	8.4	7%	68%	0.299465	100%	0%	0.0052	0.0002	0.0050
C-51512-1A	Madera	Certified Wood Insert	Gas Insert				TRUE	2/28/2017	6/6/2017	14.5785	0	68%	68%	2.1	33%	57%	0.0079	0.0000	0.0079
C-51514-1A	San Joaquin	Freestanding Non-Certified Wood Stove	Gas Insert				TRUE	3/23/2017	5/2/2017	29.5	0	54%	68%	1.15	61%	38%	0.0159	0.0000	0.0159
C-51515-1A	Fresno	Non-Certified Pellet Insert																	

SAN JOAQUIN VALLEY UNIFIED AIR POLLUTION CONTROL DISTRICT

2021 Annual Demonstration Report

August 31, 2022

Contract#	County	OldDeviceType	NewDeviceType	EmissionRating	OverallEfficiency	DeviceSubtype	PipedNatGa	InstallDate	ClaimDate	Emission Factor		Efficiency		FuelUse	Non-Curtailment %		Emissions (tpy PM2.5)		
										EF_Old	EF_New	Eff_Old	Eff_New		B_all	B_reg	Before	After	Reduction
C-51594-1A	Merced	Non-Certified Wood Insert	Certified Wood Insert	2.6		Non-Catalytic	TRUE	3/3/2017	3/15/2017	29.5	5.2	54%	68%	2.1	68%	32%	0.0322	0.0048	0.0274
C-51595-1A	San Joaquin	Freestanding Non-Certified Wood Stove	Gas Fireplace				TRUE	11/16/2017	1/10/2018	29.5	0	54%	68%	1.15	61%	38%	0.0159	0.0000	0.0159
C-51596-1A	San Joaquin	Open Hearth Fireplace	Gas Fireplace				TRUE	3/6/2017	5/4/2017	22.7	0	7%	68%	0.299465	61%	38%	0.0032	0.0000	0.0032
C-51597-1A	Tulare	Open Hearth Fireplace	Gas Insert				TRUE	2/23/2017	3/15/2017	22.7	0	7%	68%	0.299465	53%	43%	0.0028	0.0000	0.0028
C-51598-1A	Stanislaus	Open Hearth Fireplace	Gas Insert				FALSE	2/10/2017	3/15/2017	22.7	0	7%	68%	0.299465	100%	0%	0.0052	0.0000	0.0052
C-51599-1A	San Joaquin	Freestanding Non-Certified Wood Stove	Gas Insert				TRUE	5/12/2017	7/11/2017	29.5	0	54%	68%	1.15	61%	38%	0.0159	0.0000	0.0159
C-51601-1A	Madera	Open Hearth Fireplace	Gas Insert				TRUE	3/21/2017	3/30/2017	22.7	0	7%	68%	0.299465	33%	57%	0.0017	0.0000	0.0017
C-51602-1A	Fresno	Open Hearth Fireplace	Certified Wood Insert	2.6		Non-Catalytic	TRUE	2/21/2017	3/8/2017	22.7	5.2	7%	68%	0.299465	24%	59%	0.0013	0.0000	0.0012
C-51603-1A	Fresno	Open Hearth Fireplace	Certified Wood Insert	2.6		Non-Catalytic	TRUE	2/13/2017	3/14/2017	22.7	5.2	7%	68%	0.299465	24%	59%	0.0013	0.0000	0.0012
C-51604-1A	Tulare	Open Hearth Fireplace	Gas Insert				TRUE	3/18/2017	4/12/2017	22.7	0	7%	68%	0.299465	53%	43%	0.0028	0.0000	0.0028
C-51605-1A	Madera	Open Hearth Fireplace	Certified Wood Insert	2.6		Non-Catalytic	TRUE	3/31/2017	4/18/2017	22.7	5.2	7%	68%	0.299465	33%	57%	0.0017	0.0001	0.0017
C-51606-1A	Tulare	Open Hearth Fireplace	Gas Insert				TRUE	2/24/2017	3/22/2017	22.7	0	7%	68%	0.299465	53%	43%	0.0028	0.0000	0.0028
C-51607-1A	Fresno	Open Hearth Fireplace	Gas Insert				TRUE	3/3/2017	6/6/2017	22.7	0	7%	68%	0.299465	24%	59%	0.0013	0.0000	0.0013
C-51610-1A	Tulare	Freestanding Non-Certified Wood Stove	Freestanding Certified Wood Stove	3.1		Non-Catalytic	FALSE	3/9/2017	3/23/2017	29.5	6.2	54%	68%	2.4	100%	0%	0.0545	0.0091	0.0454
C-51614-1A	Fresno	Open Hearth Fireplace	Gas Insert				TRUE	2/14/2017	3/15/2017	22.7	0	7%	68%	0.299465	24%	59%	0.0013	0.0000	0.0013
C-51627-1A	Kern	Wood-burning firebox	Certified Pellet Insert	1.4		Non-Catalytic	TRUE	9/15/2017	10/4/2017	22.7	2.8	7%	68%	0.299465	31%	51%	0.0016	0.0000	0.0016
C-51629-1A	Fresno	Open Hearth Fireplace	Certified Wood Insert	4.1		Non-Catalytic	TRUE	5/5/2017	6/6/2017	22.7	8.2	7%	68%	0.299465	24%	59%	0.0013	0.0001	0.0012
C-51630-1A	Fresno	Open Hearth Fireplace	Certified Wood Insert	3		Non-Catalytic	TRUE	3/21/2017	3/29/2017	22.7	6	7%	68%	0.299465	24%	59%	0.0013	0.0000	0.0012
C-51631-1A	Tulare	Freestanding Non-Certified Wood Stove	Gas Insert				TRUE	3/2/2017	5/16/2017	29.5	0	54%	68%	2.4	53%	43%	0.0291	0.0000	0.0291
C-51632-1A	Tulare	Non-Certified Wood Insert	Certified Wood Insert	3.5		Non-Catalytic	TRUE	3/15/2017	3/29/2017	29.5	7	54%	68%	2.1	53%	43%	0.0254	0.0053	0.0201
C-51633-1A	Fresno	Freestanding Non-Certified Wood Stove	Gas Insert				TRUE	7/26/2017	8/15/2017	29.5	0	54%	68%	2.09	24%	59%	0.0115	0.0000	0.0115
C-51634-1A	Fresno	Wood-burning firebox	Gas Insert				FALSE	3/22/2017	4/5/2017	22.7	0	7%	68%	0.299465	100%	0%	0.0052	0.0000	0.0052
C-51635-1A	San Joaquin	Open Hearth Fireplace	Gas Insert				TRUE	4/12/2017	5/16/2017	22.7	0	7%	68%	0.299465	61%	38%	0.0032	0.0000	0.0032
C-51660-1A	Fresno	Open Hearth Fireplace	Certified Wood Insert	4.1		Non-Catalytic	FALSE	11/29/2017	2/26/2018	22.7	8.2	7%	68%	0.299465	100%	0%	0.0052	0.0002	0.0050
C-51661-1A	Fresno	Open Hearth Fireplace	Certified Pellet Insert	2.1		Non-Catalytic	TRUE	2/11/2017	2/21/2017	22.7	4.2	7%	68%	0.299465	24%	59%	0.0013	0.0000	0.0012
C-51662-1A	San Joaquin	Non-Certified Pellet Insert	Gas Insert				FALSE	2/23/2017	3/30/2017	2.9	0	68%	68%	2.1	100%	0%	0.0047	0.0000	0.0047
C-51663-1A	Stanislaus	Freestanding Non-Certified Wood Stove	Freestanding Certified Pellet Stove	1.1		70 Non-Catalytic	TRUE	4/4/2017	5/23/2017	29.5	2.2	54%	70%	1.55	54%	44%	0.0191	0.0012	0.0178
C-51665-1A	Kings	Non-Certified Wood Insert	Certified Wood Insert	4.1		Non-Catalytic	TRUE	2/18/2017	3/15/2017	29.5	8.2	54%	68%	2.1	48%	48%	0.0227	0.0057	0.0170
C-51666-1A	Fresno	Non-Certified Wood Insert	Certified Wood Insert	2.6		Non-Catalytic	FALSE	3/8/2017	3/28/2017	29.5	5.2	54%	68%	2.1	100%	0%	0.0477	0.0067	0.0410
C-51667-1A	San Joaquin	Open Hearth Fireplace	Certified Wood Insert	1.8		80 Catalytic	FALSE	3/25/2017	5/16/2017	22.7	3.6	7%	80%	0.299465	100%	0%	0.0052	0.0001	0.0052
C-51668-1A	Madera	Freestanding Non-Certified Pellet Stove	Freestanding Certified Pellet Stove	2.1		Non-Catalytic	TRUE	5/6/2017	5/23/2017	2.9	4.2	68%	68%	2.61	33%	57%	0.0019	0.0035	-0.0015
C-51669-1A	Stanislaus	Open Hearth Fireplace	Gas Insert				TRUE	3/8/2017	3/22/2017	22.7	0	7%	68%	0.299465	54%	44%	0.0028	0.0000	0.0028
C-51683-1A	Tulare	Open Hearth Fireplace	Gas Insert				TRUE	2/28/2017	4/18/2017	22.7	0	7%	68%	0.299465	53%	43%	0.0028	0.0000	0.0028
C-51690-1A	Kern	Open Hearth Fireplace	Gas Insert				TRUE	5/4/2017	6/6/2017	22.7	0	7%	68%	0.299465	31%	51%	0.0016	0.0000	0.0016
C-51691-2B	Tulare	Open Hearth Fireplace	Gas Insert				FALSE	12/6/2017	1/24/2018	22.7	0	7%	68%	0.299465	100%	0%	0.0052	0.0000	0.0052
C-51692-1A	Fresno	Open Hearth Fireplace	Gas Insert				TRUE	3/22/2017	4/25/2017	22.7	0	7%	68%	0.299465	24%	59%	0.0013	0.0000	0.0013
C-51693-2B	Fresno	Open Hearth Fireplace	Gas Insert				FALSE	4/14/2017	4/25/2017	22.7	0	7%	68%	0.299465	100%	0%	0.0052	0.0000	0.0052
C-51694-1A	Tulare	Open Hearth Fireplace	Certified Wood Insert	2.6		Non-Catalytic	TRUE	2/14/2017	3/2/2017	22.7	5.2	7%	68%	0.299465	53%	43%	0.0028	0.0001	0.0027
C-51697-1A	Tulare	Open Hearth Fireplace	Certified Wood Insert	2.6		Non-Catalytic	FALSE	2/27/2017	3/30/2017	22.7	5.2	7%	68%	0.299465	100%	0%	0.0052	0.0001	0.0051
C-51698-1A	Kern	Open Hearth Fireplace	Gas Insert				FALSE	2/14/2017	3/15/2017	22.7	0	7%	68%	0.299465	100%	0%	0.0052	0.0000	0.0052
C-51699-1A	Kern	Non-Certified Pellet Insert	Gas Insert				FALSE	2/28/2017	3/23/2017	2.9	0	68%	68%	2.1	100%	0%	0.0047	0.0000	0.0047
C-51700-1A	Stanislaus	Open Hearth Fireplace	Gas Insert				TRUE	3/9/2017	3/22/2017	22.7	0	7%	68%	0.299465	54%	44%	0.0028	0.0000	0.0028
C-51702-1A	Stanislaus	Freestanding Non-Certified Wood Stove	Freestanding Certified Pellet Stove	2.7		Non-Catalytic	FALSE	5/30/2017	6/14/2017	29.5	5.4	54%	68%	1.55	100%	0%	0.0352	0.0051	0.0301
C-51703-1A	Fresno	Open Hearth Fireplace	Gas Insert				TRUE	3/22/2017	4/5/2017	22.7	0	7%	68%	0.299465	24%	59%	0.0013	0.0000	0.0013
C-51726-1A	Fresno	Open Hearth Fireplace	Gas Insert				TRUE	3/6/2017	3/23/2017	22.7	0	7%	68%	0.299465	24%	59%	0.0013	0.0000	0.0013
C-51727-1A	Stanislaus	Open Hearth Fireplace	Gas Insert				TRUE	2/27/2017	3/23/2017	22.7	0	7%	68%	0.299465	54%	44%	0.0028	0.0000	0.0028
C-51728-1A	San Joaquin	Open Hearth Fireplace	Gas Insert				TRUE	3/8/2017	5/16/2017	22.7	0	7%	68%	0.299465	61%	38%	0.0032	0.0000	0.0032
C-51729-1A	Merced	Wood-burning firebox	Gas Fireplace				TRUE	4/19/2017	5/16/2017	22.7	0	7%	68%	0.299465	68%	32%	0.0035	0.0000	0.0035
C-51733-1A	Tulare	Open Hearth Fireplace	Certified Wood Insert	2.6		Non-Catalytic	TRUE	3/15/2017	3/28/2017	22.7	5.2	7%	68%	0.299465	53%	43%	0.0028	0.0001	0.0027
C-51743-1A	San Joaquin	Open Hearth Fireplace	Gas Insert				TRUE	3/14/2017	5/16/2017	22.7	0	7%	68%	0.299465	61%	38%	0.0032	0.0000	0.0032
C-51745-1A	San Joaquin	Open Hearth Fireplace	Gas Insert				TRUE	3/17/2017	4/5/2017	22.7	0	7%	68%	0.299465	61%	38%	0.0032	0.0000	0.0032
C-51746-1A	Fresno	Freestanding Non-Certified Wood Stove	Gas Fireplace				TRUE	2/24/2017	5/23/2017	29.5	0	54%	68%	2.09	24%	59%	0.0115	0.0000	0.0115
C-51747-1A	Fresno	Open Hearth Fireplace	Gas Insert				FALSE	3/7/2017	3/23/2017	22.7	0	7%	68%	0.299465	100%	0%	0.0052	0.0000	0.0052
C-51753-1A	San Joaquin	Wood-burning firebox	Gas Fireplace				TRUE	2/22/2017	5/4/2017	22.7	0	7%	68%	0.299465	61%	38%	0.0032	0.0000	0.0032
C-51758-1A	Kern	Wood-burning firebox	Gas Insert				FALSE	2/16/2017	3/15/2017	22.7	0	7%	68%	0.299465	100%	0%	0.0052	0.0000	0.0052
C-51759-1A	Kern	Open Hearth Fireplace	Gas Insert				TRUE	2/21/2017	3/15/2017	22.7	0	7%	68%	0.299465	31%	51%	0.0016	0.0000	0.0016
C-51762-1A	Kern	Wood-burning firebox	Gas Insert				TRUE	3/1/2017	3/23/2017	22.7	0	7%	68%	0.299465	31%	51%	0.0016	0.0000	0.0016
C-51763-1A	Fresno	Open Hearth Fireplace	Certified Wood Insert	2.6		Non-Catalytic	TRUE	2/24/2017	3/8/2017	22.7	5.2	7%	68%	0.299465	24%	59%	0.0013	0.0000	0.0012
C-51764-1A	Fresno	Open Hearth Fireplace	Gas Insert				TRUE	2/22/2017	3/22/2017	22.7	0	7%	68%	0.299465	24%	59%	0.0013	0.0000	0.0013
C-51765-1A	Fresno	Open Hearth Fireplace	Gas Insert				FALSE	3/10/2017	4/19/2017	22.7	0	7%	68%	0.299465	100%	0%	0.0052	0.0000	0.0052
C-51767-1A	Fresno	Wood-burning firebox	Gas Insert				TRUE	3/16/2017	4/5/2017	22.7	0	7%	68%	0.299465	24%	59%	0.0013	0.0000	0.0013
C-51768-1A	Madera	Non-Certified Wood Insert	Certified Wood Insert	2.6		Non-Catalytic	TRUE	3/16/2017	4/4/2017	29.5	5.2	54%	68%	2.1	33%	57%	0.0159	0.0028	0.0131
C-51769-1A	San Joaquin	Wood-burning firebox	Gas Insert				TRUE	5/9/2017	6/6/2017	22.7	0	7%	68%	0.299465	61%	38%	0.0032	0.0000	0.0032
C-51793-1A	Fresno	Non-Certified Wood Insert	Certified Pellet Insert	1.1		Non-Catalytic	FALSE	3/29/2017	5/4/2017	29.5	2.2	54%	68%	2.1	100%	0%	0.0477	0.0028	0.0449
C-51814-1A	Fresno	Non-Certified Wood Insert	Certified Wood Insert	2.6		Non-Catalytic	TRUE	3/14/2017	3/29/2017	29.5	5.2	54%	68%	2.1	24%	59%	0.0115	0.0022	0.0094
C-51819-1A	Kern	Open Hearth Fireplace	Gas Insert				TRUE	2/17/2017	4/5/2017	22.7	0	7%	68%	0.299465	31%	51%	0.0016	0.0000	0.0016
C-51821-1A	Fresno	Wood-burning firebox	Gas Insert																

SAN JOAQUIN VALLEY UNIFIED AIR POLLUTION CONTROL DISTRICT

2021 Annual Demonstration Report

August 31, 2022

Contract#	County	OldDeviceType	NewDeviceType	EmissionRating	OverallEfficiency	DeviceSubtype	PipedNatGa	InstallDate	ClaimDate	Emission Factor		Efficiency		FuelUse	Non-Curtailment %		Emissions (tpy PM2.5)		
										EF_Old	EF_New	Eff_Old	Eff_New		B_all	B_reg	Before	After	Reduction
C-51884-1A	San Joaquin	Wood-burning firebox	Gas Fireplace				TRUE	5/9/2017	6/7/2017	22.7	0	7%	68%	0.299465	61%	38%	0.0032	0.0000	0.0032
C-51886-1A	Fresno	Open Hearth Fireplace	Gas Insert				TRUE	3/6/2017	4/12/2017	22.7	0	7%	68%	0.299465	24%	59%	0.0013	0.0000	0.0013
C-51913-1A	San Joaquin	Open Hearth Fireplace	Gas Insert				TRUE	2/18/2017	3/22/2017	22.7	0	7%	68%	0.299465	61%	38%	0.0032	0.0000	0.0032
C-51914-1A	Kern	Wood-burning firebox	Gas Insert				FALSE	2/23/2017	4/25/2017	22.7	0	7%	68%	0.299465	100%	0%	0.0052	0.0000	0.0052
C-51915-1A	Kern	Wood-burning firebox	Gas Insert				TRUE	3/13/2017	3/29/2017	22.7	0	7%	68%	0.299465	31%	51%	0.0016	0.0000	0.0016
C-51916-1A	Stanislaus	Open Hearth Fireplace	Gas Insert				FALSE	3/13/2017	3/22/2017	22.7	0	7%	68%	0.299465	100%	0%	0.0052	0.0000	0.0052
C-51917-1A	Tulare	Wood-burning firebox	Gas Insert				TRUE	3/14/2017	3/29/2017	22.7	0	7%	68%	0.299465	53%	43%	0.0028	0.0000	0.0028
C-51918-1A	Kern	Open Hearth Fireplace	Gas Insert				TRUE	2/22/2017	3/22/2017	22.7	0	7%	68%	0.299465	31%	51%	0.0016	0.0000	0.0016
C-51919-1A	Tulare	Freestanding Non-Certified Wood Stove	Freestanding Gas Stove				TRUE	3/30/2017	4/12/2017	29.5	0	54%	68%	2.4	53%	43%	0.0291	0.0000	0.0291
C-51920-1A	Fresno	Non-Certified Wood Insert	Certified Pellet Insert	1		Non-Catalytic	FALSE	2/26/2017	3/22/2017	29.5	2	54%	68%	2.1	100%	0%	0.0477	0.0026	0.0451
C-51922-1A	Tulare	Open Hearth Fireplace	Gas Insert				TRUE	2/23/2017	3/15/2017	22.7	0	7%	68%	0.299465	53%	43%	0.0028	0.0000	0.0028
C-51926-1A	San Joaquin	Wood-burning firebox	Gas Insert				FALSE	4/12/2017	5/23/2017	22.7	0	7%	68%	0.299465	100%	0%	0.0052	0.0000	0.0052
C-51929-1A	Fresno	Open Hearth Fireplace	Gas Insert				TRUE	3/17/2017	4/5/2017	22.7	0	7%	68%	0.299465	24%	59%	0.0013	0.0000	0.0013
C-51954-1A	Fresno	Wood-Burning Firebox	Certified Pellet Insert	0.66		Non-Catalytic	FALSE	4/8/2017	8/1/2017	22.7	1.32	7%	68%	0.299465	100%	0%	0.0052	0.0000	0.0052
C-51955-1A	Fresno	Open Hearth Fireplace	Freestanding Certified Wood Stove	2.6		Non-Catalytic	FALSE	2/24/2017	3/14/2017	22.7	5.2	7%	68%	0.299465	100%	0%	0.0052	0.0001	0.0051
C-51956-1A	Fresno	Wood-burning firebox	Gas Insert				TRUE	3/30/2017	5/24/2017	22.7	0	7%	68%	0.299465	24%	59%	0.0013	0.0000	0.0013
C-51958-1A	Stanislaus	Open Hearth Fireplace	Gas Insert				TRUE	3/1/2017	5/16/2017	22.7	0	7%	68%	0.299465	54%	44%	0.0028	0.0000	0.0028
C-51961-1A	Tulare	Open Hearth Fireplace	Gas Insert				TRUE	2/24/2017	3/23/2017	22.7	0	7%	68%	0.299465	53%	43%	0.0028	0.0000	0.0028
C-51963-1A	Kern	Open Hearth Fireplace	Gas Insert				TRUE	3/22/2017	5/17/2017	22.7	0	7%	68%	0.299465	31%	51%	0.0016	0.0000	0.0016
C-51965-1A	Fresno	Non-Certified Pellet Insert	Gas Insert				TRUE	4/11/2017	5/17/2017	2.9	0	68%	68%	2.1	24%	59%	0.0011	0.0000	0.0011
C-51967-1A	Madera	Open Hearth Fireplace	Certified Wood Insert	4.1		Non-Catalytic	TRUE	5/16/2017	5/30/2017	22.7	8.2	7%	68%	0.299465	33%	57%	0.0017	0.0001	0.0017
C-51968-1A	Kern	Freestanding Non-Certified Wood Stove	Freestanding Certified Wood Stove	2.6		Non-Catalytic	FALSE	2/23/2017	5/2/2017	29.5	5.2	54%	68%	1.57	100%	0%	0.0357	0.0050	0.0307
C-51969-1A	San Joaquin	Open Hearth Fireplace	Gas Insert				TRUE	2/28/2017	3/23/2017	22.7	0	7%	68%	0.299465	61%	38%	0.0032	0.0000	0.0032
C-51971-1A	San Joaquin	Open Hearth Fireplace	Certified Wood Insert	3.5		Non-Catalytic	TRUE	5/4/2017	5/23/2017	22.7	7	7%	68%	0.299465	61%	38%	0.0032	0.0001	0.0031
C-51984-1A	Stanislaus	Open Hearth Fireplace	Gas Insert				TRUE	3/24/2017	4/18/2017	22.7	0	7%	68%	0.299465	54%	44%	0.0028	0.0000	0.0028
C-51985-1A	Fresno	Non-Certified Wood Insert	Certified Pellet Insert	1.5		70 Non-Catalytic	TRUE	3/27/2017	5/2/2017	29.5	3	54%	70%	2.1	24%	59%	0.0115	0.0012	0.0103
C-51986-1A	Tulare	Open Hearth Fireplace	Gas Insert				TRUE	2/28/2017	3/23/2017	22.7	0	7%	68%	0.299465	53%	43%	0.0028	0.0000	0.0028
C-51987-1A	Fresno	Open Hearth Fireplace	Gas Insert				TRUE	6/19/2017	8/24/2017	22.7	0	7%	68%	0.299465	24%	59%	0.0013	0.0000	0.0013
C-51988-1A	Tulare	Open Hearth Fireplace	Gas Insert				TRUE	3/17/2017	4/12/2017	22.7	0	7%	68%	0.299465	53%	43%	0.0028	0.0000	0.0028
C-51989-1A	Merced	Open Hearth Fireplace	Certified Wood Insert	4.1		Non-Catalytic	TRUE	4/12/2017	4/25/2017	22.7	8.2	7%	68%	0.299465	68%	32%	0.0035	0.0001	0.0034
C-51990-1A	Fresno	Open Hearth Fireplace	Certified Wood Insert	4.1		Non-Catalytic	TRUE	3/31/2017	4/18/2017	22.7	8.2	7%	68%	0.299465	24%	59%	0.0013	0.0001	0.0012
C-51991-1A	Madera	Open Hearth Fireplace	Certified Wood Insert	4.1		Non-Catalytic	TRUE	4/18/2017	5/10/2017	22.7	8.2	7%	68%	0.299465	33%	57%	0.0017	0.0001	0.0017
C-51992-1A	Madera	Wood-Burning Firebox	Certified Wood Insert	2.6		Non-Catalytic	TRUE	4/25/2017	5/17/2017	22.7	5.2	7%	68%	0.299465	33%	57%	0.0017	0.0001	0.0017
C-51993-1A	Fresno	Open Hearth Fireplace	Certified Wood Insert	2.6		Non-Catalytic	TRUE	2/27/2017	3/15/2017	22.7	5.2	7%	68%	0.299465	24%	59%	0.0013	0.0000	0.0012
C-51999-1A	Tulare	Open Hearth Fireplace	Certified Wood Insert	2.6		Non-Catalytic	TRUE	3/3/2017	3/22/2017	22.7	5.2	7%	68%	0.299465	53%	43%	0.0028	0.0001	0.0027
C-52000-1A	Kings	Non-Certified Wood Insert	Certified Wood Insert	2.6		Non-Catalytic	FALSE	3/28/2017	4/19/2017	29.5	5.2	54%	68%	2.1	100%	0%	0.0477	0.0067	0.0410
C-52001-1A	San Joaquin	Freestanding Non-Certified Wood Stove	Freestanding Gas Stove				FALSE	6/1/2017	6/7/2017	29.5	0	54%	68%	1.15	100%	0%	0.0261	0.0000	0.0261
C-52002-1A	Kern	Open Hearth Fireplace	Gas Insert				FALSE	2/23/2017	3/23/2017	22.7	0	7%	68%	0.299465	100%	0%	0.0052	0.0000	0.0052
C-52003-1A	Tulare	Open Hearth Fireplace	Certified Wood Insert	1.6		Non-Catalytic	FALSE	8/12/2017	9/8/2017	22.7	3.2	7%	68%	0.299465	100%	0%	0.0052	0.0001	0.0052
C-52004-1A	Tulare	Open Hearth Fireplace	Certified Wood Insert	2.6		Non-Catalytic	TRUE	3/2/2017	3/15/2017	22.7	5.2	7%	68%	0.299465	53%	43%	0.0028	0.0001	0.0027
C-52005-1A	Tulare	Open Hearth Fireplace	Gas Insert				TRUE	4/21/2017	5/9/2017	22.7	0	7%	68%	0.299465	53%	43%	0.0028	0.0000	0.0028
C-52008-1A	Kern	Open Hearth Fireplace	Gas Insert				TRUE	7/17/2017	8/9/2017	22.7	0	7%	68%	0.299465	31%	51%	0.0016	0.0000	0.0016
C-52009-2B	Stanislaus	Non-Certified Wood Insert	Gas Insert				FALSE	3/14/2017	3/28/2017	29.5	0	54%	68%	2.1	100%	0%	0.0477	0.0000	0.0477
C-52010-1A	Stanislaus	Open Hearth Fireplace	Gas Insert				TRUE	3/1/2017	5/2/2017	22.7	0	7%	68%	0.299465	54%	44%	0.0028	0.0000	0.0028
C-52012-1A	Stanislaus	Open Hearth Fireplace	Certified Wood Insert	4.3		Non-Catalytic	TRUE	3/6/2017	4/12/2017	22.7	8.6	7%	68%	0.299465	54%	44%	0.0028	0.0001	0.0027
C-52013-1A	Stanislaus	Open Hearth Fireplace	Gas Insert				FALSE	2/27/2017	4/18/2017	22.7	0	7%	68%	0.299465	100%	0%	0.0052	0.0000	0.0052
C-52015-1A	Kings	Open Hearth Fireplace	Gas Insert				TRUE	5/19/2017	7/18/2017	22.7	0	7%	68%	0.299465	48%	48%	0.0025	0.0000	0.0025
C-52018-1A	Madera	Non-Certified Wood Insert	Certified Pellet Insert	1.1		Non-Catalytic	FALSE	3/28/2017	4/19/2017	29.5	2.2	54%	68%	2.1	100%	0%	0.0477	0.0028	0.0449
C-52019-1A	Tulare	Open Hearth Fireplace	Gas Insert				TRUE	4/24/2017	8/24/2017	22.7	0	7%	68%	0.299465	53%	43%	0.0028	0.0000	0.0028
C-52020-1A	Fresno	Open Hearth Fireplace	Gas Insert				TRUE	3/15/2017	4/12/2017	22.7	0	7%	68%	0.299465	24%	59%	0.0013	0.0000	0.0013
C-52021-1A	Tulare	Wood-burning firebox	Gas Insert				TRUE	3/11/2017	3/16/2017	22.7	0	7%	68%	0.299465	53%	43%	0.0028	0.0000	0.0028
C-52022-1A	Kern	Open Hearth Fireplace	Gas Insert				TRUE	4/17/2017	5/9/2017	22.7	0	7%	68%	0.299465	31%	51%	0.0016	0.0000	0.0016
C-52050-1A	Fresno	Wood-burning firebox	Gas Insert				TRUE	4/20/2017	7/24/2017	22.7	0	7%	68%	0.299465	24%	59%	0.0013	0.0000	0.0013
C-52052-1A	Fresno	Open Hearth Fireplace	Gas Fireplace				FALSE	4/4/2017	5/24/2017	22.7	0	7%	68%	0.299465	100%	0%	0.0052	0.0000	0.0052
C-52053-1A	Stanislaus	Wood-burning firebox	Gas Fireplace				TRUE	3/10/2017	5/15/2017	22.7	0	7%	68%	0.299465	54%	44%	0.0028	0.0000	0.0028
C-52055-1A	Tulare	Open Hearth Fireplace	Gas Insert				TRUE	3/18/2017	4/12/2017	22.7	0	7%	68%	0.299465	53%	43%	0.0028	0.0000	0.0028
C-52057-1A	Stanislaus	Open Hearth Fireplace	Gas Insert				TRUE	4/11/2017	6/22/2017	22.7	0	7%	68%	0.299465	54%	44%	0.0028	0.0000	0.0028
C-52058-1A	San Joaquin	Open Hearth Fireplace	Gas Insert				FALSE	3/5/2017	5/16/2017	22.7	0	7%	68%	0.299465	100%	0%	0.0052	0.0000	0.0052
C-52062-1A	Fresno	Freestanding Non-Certified Wood Stove	Freestanding Certified Wood Stove	4.1		Non-Catalytic	TRUE	3/9/2017	3/23/2017	29.5	8.2	54%	68%	2.09	24%	59%	0.0115	0.0034	0.0081
C-52065-1A	Fresno	Open Hearth Fireplace	Gas Insert				TRUE	3/22/2017	4/5/2017	22.7	0	7%	68%	0.299465	24%	59%	0.0013	0.0000	0.0013
C-52067-1A	Fresno	Open Hearth Fireplace	Gas Insert				TRUE	3/6/2017	4/5/2017	22.7	0	7%	68%	0.299465	24%	59%	0.0013	0.0000	0.0013
C-52068-1A	Fresno	Open Hearth Fireplace	Gas Insert				TRUE	3/17/2017	4/5/2017	22.7	0	7%	68%	0.299465	24%	59%	0.0013	0.0000	0.0013
C-52084-1A	Kern	Freestanding Non-Certified Wood Stove	Freestanding Certified Wood Stove	1.6		Non-Catalytic	FALSE	4/21/2017	5/9/2017	29.5	3.2	54%	68%	1.57	100%	0%	0.0357	0.0031	0.0326
C-52088-1A	Fresno	Open Hearth Fireplace	Gas Insert				TRUE	3/8/2017	3/29/2017	22.7	0	7%	68%	0.299465	24%	59%	0.0013	0.0000	0.0013
C-52089-1A	Tulare	Wood-Burning Firebox	Certified Wood Insert	2.6		Non-Catalytic	TRUE	3/13/2017	3/28/2017	22.7	5.2	7%	68%	0.299465	53%	43%	0.0028	0.0001	0.0027
C-52090-1A	Tulare	Open Hearth Fireplace	Gas Insert				FALSE	3/18/2017	4/18/2017	22.7	0	7%	68%	0.299465	100%	0%	0.0052	0.0000	0.0052
C-52091-1A	Tulare	Open Hearth Fireplace	Certified Wood Insert	2.6		Non-Catalytic	TRUE	2/28/2017	3/15/201										

SAN JOAQUIN VALLEY UNIFIED AIR POLLUTION CONTROL DISTRICT

2021 Annual Demonstration Report

August 31, 2022

Contract#	County	OldDeviceType	NewDeviceType	EmissionRating	OverallEfficiency	DeviceSubtype	PipedNatGa	InstallDate	ClaimDate	Emission Factor		Efficiency		FuelUse	Non-Curtailment %		Emissions (tpy PM2.5)		
										EF_Old	EF_New	Eff_Old	Eff_New		B _{all}	B _{reg}	Before	After	Reduction
C-52182-1A	Kings	Open Hearth Fireplace	Certified Wood Insert	2.6		Non-Catalytic	TRUE	3/10/2017	3/28/2017	22.7	5.2	7%	68%	0.299465	48%	48%	0.0025	0.0001	0.0024
C-52183-1A	Fresno	Freestanding Non-Certified Wood Stove	Gas Insert				FALSE	3/20/2017	5/24/2017	29.5	0	54%	68%	2.09	100%	0%	0.0475	0.0000	0.0475
C-52184-1A	Fresno	Open Hearth Fireplace	Gas Insert				FALSE	3/31/2017	5/24/2017	22.7	0	7%	68%	0.299465	100%	0%	0.0052	0.0000	0.0052
C-52185-1A	Fresno	Open Hearth Fireplace	Certified Wood Insert	4.1		Non-Catalytic	TRUE	3/23/2017	4/18/2017	22.7	8.2	7%	68%	0.299465	24%	59%	0.0013	0.0001	0.0012
C-52187-1A	Fresno	Open Hearth Fireplace	Gas Insert				TRUE	5/1/2017	6/6/2017	22.7	0	7%	68%	0.299465	24%	59%	0.0013	0.0000	0.0013
C-52188-1A	Stanislaus	Open Hearth Fireplace	Gas Insert				TRUE	3/15/2017	5/24/2017	22.7	0	7%	68%	0.299465	54%	44%	0.0028	0.0000	0.0028
C-52189-1A	Stanislaus	Open Hearth Fireplace	Gas Insert				TRUE	3/15/2017	4/5/2017	22.7	0	7%	68%	0.299465	54%	44%	0.0028	0.0000	0.0028
C-52190-1A	Tulare	Freestanding Non-Certified Wood Stove	Freestanding Gas Stove				TRUE	4/3/2017	4/18/2017	29.5	0	54%	68%	2.4	53%	43%	0.0291	0.0000	0.0291
C-52191-1A	Kern	Open Hearth Fireplace	Gas Insert				FALSE	9/20/2017	10/11/2017	22.7	0	7%	68%	0.299465	100%	0%	0.0052	0.0000	0.0052
C-52192-1A	Fresno	Open Hearth Fireplace	Certified Wood Insert	2.6		Non-Catalytic	FALSE	4/20/2017	5/9/2017	22.7	5.2	7%	68%	0.299465	100%	0%	0.0052	0.0001	0.0051
C-52194-1A	Kern	Wood-burning firebox	Gas Insert				TRUE	3/9/2017	3/29/2017	22.7	0	7%	68%	0.299465	31%	51%	0.0016	0.0000	0.0016
C-52195-1A	Stanislaus	Freestanding Non-Certified Wood Stove	Gas Insert				TRUE	3/29/2017	4/19/2017	29.5	0	54%	68%	1.55	54%	44%	0.0191	0.0000	0.0191
C-52217-1A	Fresno	Open Hearth Fireplace	Gas Insert				FALSE	3/30/2017	5/16/2017	22.7	0	7%	68%	0.299465	100%	0%	0.0052	0.0000	0.0052
C-52218-1A	Fresno	Open Hearth Fireplace	Gas Insert				TRUE	3/17/2017	4/5/2017	22.7	0	7%	68%	0.299465	24%	59%	0.0013	0.0000	0.0013
C-52219-1A	Tulare	Open Hearth Fireplace	Gas Insert				TRUE	3/13/2017	3/29/2017	22.7	0	7%	68%	0.299465	53%	43%	0.0028	0.0000	0.0028
C-52220-1A	Stanislaus	Wood-burning firebox	Gas Insert				TRUE	7/20/2017	8/9/2017	22.7	0	7%	68%	0.299465	54%	44%	0.0028	0.0000	0.0028
C-52237-1A	Tulare	Freestanding Non-Certified Wood Stove	Gas Insert				TRUE	3/13/2017	3/29/2017	29.5	0	54%	68%	2.4	53%	43%	0.0291	0.0000	0.0291
C-52238-1A	Tulare	Freestanding Non-Certified Wood Stove	Gas Fireplace				TRUE	3/22/2017	5/10/2017	29.5	0	54%	68%	2.4	53%	43%	0.0291	0.0000	0.0291
C-52239-1A	Fresno	Open Hearth Fireplace	Gas Insert				FALSE	4/3/2017	5/10/2017	22.7	0	7%	68%	0.299465	100%	0%	0.0052	0.0000	0.0052
C-52240-1A	Kern	Wood-burning firebox	Gas Fireplace				TRUE	3/22/2017	4/5/2017	22.7	0	7%	68%	0.299465	31%	51%	0.0016	0.0000	0.0016
C-52241-2B	Fresno	Wood-Burning Firebox	Gas Insert				FALSE	8/17/2017	9/5/2017	22.7	0	7%	68%	0.299465	100%	0%	0.0052	0.0000	0.0052
C-52242-1A	Fresno	Open Hearth Fireplace	Gas Insert				TRUE	3/24/2017	5/10/2017	22.7	0	7%	68%	0.299465	24%	59%	0.0013	0.0000	0.0013
C-52248-1A	Kern	Wood-burning firebox	Gas Fireplace				FALSE	6/4/2017	7/12/2017	22.7	0	7%	68%	0.299465	100%	0%	0.0052	0.0000	0.0052
C-52249-1A	Fresno	Open Hearth Fireplace	Gas Insert				TRUE	3/7/2017	3/29/2017	22.7	0	7%	68%	0.299465	24%	59%	0.0013	0.0000	0.0013
C-52250-1A	Fresno	Freestanding Non-Certified Wood Stove	Freestanding Certified Wood Stove	2.6		Non-Catalytic	FALSE	3/2/2017	4/19/2017	29.5	5.2	54%	68%	2.09	100%	0%	0.0475	0.0066	0.0408
C-52251-1A	Stanislaus	Open Hearth Fireplace	Certified Wood Insert	4		Non-Catalytic	FALSE	3/3/2017	4/12/2017	22.7	8	7%	68%	0.299465	100%	0%	0.0052	0.0002	0.0050
C-52252-1A	San Joaquin	Open Hearth Fireplace	Gas Insert				TRUE	3/16/2017	4/5/2017	22.7	0	7%	68%	0.299465	61%	38%	0.0032	0.0000	0.0032
C-52253-1A	Fresno	Open Hearth Fireplace	Gas Insert				TRUE	8/29/2017	10/11/2017	22.7	0	7%	68%	0.299465	24%	59%	0.0013	0.0000	0.0013
C-52279-1A	Fresno	Freestanding Non-Certified Wood Stove	Gas Insert				TRUE	3/3/2017	4/5/2017	29.5	0	54%	68%	2.09	24%	59%	0.0115	0.0000	0.0115
C-52317-1A	Stanislaus	Wood-burning firebox	Gas Fireplace				TRUE	4/25/2017	7/12/2017	22.7	0	7%	68%	0.299465	54%	44%	0.0028	0.0000	0.0028
C-52320-1A	Fresno	Freestanding Non-Certified Wood Stove	Gas Insert				TRUE	5/25/2017	6/14/2017	29.5	0	54%	68%	2.09	24%	59%	0.0115	0.0000	0.0115
C-52324-1A	Kern	Wood-burning firebox	Gas Insert				TRUE	4/1/2017	4/12/2017	22.7	0	7%	68%	0.299465	31%	51%	0.0016	0.0000	0.0016
C-52325-1A	Stanislaus	Open Hearth Fireplace	Certified Wood Insert	0.58		80 Catalytic	TRUE	3/29/2017	5/16/2017	22.7	1.16	7%	80%	0.299465	54%	44%	0.0028	0.0000	0.0028
C-52327-1A	Madera	Wood-Burning Firebox	Certified Wood Insert	3.5		Non-Catalytic	TRUE	3/20/2017	4/19/2017	22.7	7	7%	68%	0.299465	33%	57%	0.0017	0.0001	0.0017
C-52328-1A	Fresno	Open Hearth Fireplace	Gas Insert				TRUE	3/15/2017	4/5/2017	22.7	0	7%	68%	0.299465	24%	59%	0.0013	0.0000	0.0013
C-52378-1A	Tulare	Open Hearth Fireplace	Gas Insert				FALSE	4/21/2017	5/17/2017	22.7	0	7%	68%	0.299465	100%	0%	0.0052	0.0000	0.0052
C-52379-1A	Fresno	Wood-burning firebox	Gas Insert				TRUE	3/21/2017	4/18/2017	22.7	0	7%	68%	0.299465	24%	59%	0.0013	0.0000	0.0013
C-52380-1A	Fresno	Wood-burning firebox	Gas Insert				TRUE	4/8/2017	5/16/2017	22.7	0	7%	68%	0.299465	24%	59%	0.0013	0.0000	0.0013
C-52381-1A	Fresno	Open Hearth Fireplace	Gas Insert				FALSE	3/24/2017	4/12/2017	22.7	0	7%	68%	0.299465	100%	0%	0.0052	0.0000	0.0052
C-52382-1A	Kings	Open Hearth Fireplace	Gas Insert				TRUE	5/1/2017	5/16/2017	22.7	0	7%	68%	0.299465	48%	48%	0.0025	0.0000	0.0025
C-52383-1A	Tulare	Freestanding Non-Certified Wood Stove	Freestanding Certified Wood Stove	3.1		Non-Catalytic	TRUE	4/25/2017	5/9/2017	29.5	6.2	54%	68%	2.4	53%	43%	0.0291	0.0054	0.0237
C-52384-1A	Stanislaus	Wood-burning firebox	Gas Insert				TRUE	3/10/2017	5/1/2017	22.7	0	7%	68%	0.299465	54%	44%	0.0028	0.0000	0.0028
C-52387-1A	Stanislaus	Open Hearth Fireplace	Gas Insert				TRUE	4/27/2017	7/12/2017	22.7	0	7%	68%	0.299465	54%	44%	0.0028	0.0000	0.0028
C-52389-1A	Fresno	Open Hearth Fireplace	Gas Insert				FALSE	3/30/2017	5/24/2017	22.7	0	7%	68%	0.299465	100%	0%	0.0052	0.0000	0.0052
C-52390-1A	Tulare	Wood-burning firebox	Gas Insert				TRUE	4/5/2017	4/18/2017	22.7	0	7%	68%	0.299465	53%	43%	0.0028	0.0000	0.0028
C-52392-1A	Tulare	Non-Certified Wood Insert	Certified Wood Insert	4.5		71 Non-Catalytic	TRUE	4/3/2017	5/10/2017	29.5	9	54%	71%	2.1	53%	43%	0.0254	0.0066	0.0189
C-52393-1A	Fresno	Freestanding Non-Certified Wood Stove	Freestanding Certified Wood Stove	4.1		Non-Catalytic	TRUE	3/23/2017	4/19/2017	29.5	8.2	54%	68%	2.09	24%	59%	0.0115	0.0034	0.0081
C-52394-1A	Fresno	Wood-burning firebox	Gas Insert				TRUE	6/28/2017	7/19/2017	22.7	0	7%	68%	0.299465	24%	59%	0.0013	0.0000	0.0013
C-52397-1A	San Joaquin	Open Hearth Fireplace	Gas Insert				TRUE	4/11/2017	5/10/2017	22.7	0	7%	68%	0.299465	61%	38%	0.0032	0.0000	0.0032
C-52399-1A	San Joaquin	Open Hearth Fireplace	Gas Insert				TRUE	6/15/2017	8/8/2017	22.7	0	7%	68%	0.299465	61%	38%	0.0032	0.0000	0.0032
C-52431-1A	Kern	Wood-burning firebox	Gas Insert				FALSE	3/21/2017	4/5/2017	22.7	0	7%	68%	0.299465	100%	0%	0.0052	0.0000	0.0052
C-52432-1A	Fresno	Open Hearth Fireplace	Gas Insert				FALSE	6/21/2017	7/11/2017	22.7	0	7%	68%	0.299465	100%	0%	0.0052	0.0000	0.0052
C-52433-1A	Kings	Freestanding Non-Certified Wood Stove	Freestanding Certified Wood Stove	3.4		71 Non-Catalytic	TRUE	4/4/2017	4/19/2017	29.5	6.8	54%	71%	1.16	48%	48%	0.0125	0.0025	0.0100
C-52434-1A	Kern	Wood-burning firebox	Gas Insert				TRUE	3/10/2017	3/22/2017	22.7	0	7%	68%	0.299465	31%	51%	0.0016	0.0000	0.0016
C-52464-1A	Kern	Freestanding Non-Certified Wood Stove	Freestanding Gas Stove				FALSE	4/14/2017	5/24/2017	29.5	0	54%	68%	1.57	100%	0%	0.0357	0.0000	0.0357
C-52524-1A	Fresno	Freestanding Non-Certified Wood Stove	Freestanding Certified Pellet Stove	1.1		Non-Catalytic	TRUE	11/2/2017	12/13/2017	29.5	2.2	54%	68%	2.09	24%	59%	0.0115	0.0009	0.0106
C-52525-1A	Fresno	Freestanding Non-Certified Wood Stove	Gas Fireplace				TRUE	5/12/2017	6/22/2017	29.5	0	54%	68%	2.09	24%	59%	0.0115	0.0000	0.0115
C-52526-1A	Tulare	Open Hearth Fireplace	Gas Insert				TRUE	3/23/2017	5/1/2017	22.7	0	7%	68%	0.299465	53%	43%	0.0028	0.0000	0.0028
C-52527-1A	Kern	Wood-burning firebox	Gas Insert				FALSE	5/2/2017	5/16/2017	22.7	0	7%	68%	0.299465	100%	0%	0.0052	0.0000	0.0052
C-52528-1A	Fresno	Non-Certified Wood Insert	Certified Wood Insert	3.5		Non-Catalytic													

SAN JOAQUIN VALLEY UNIFIED AIR POLLUTION CONTROL DISTRICT

2021 Annual Demonstration Report

August 31, 2022

Contract#	County	OldDeviceType	NewDeviceType	EmissionRating	OverallEfficiency	DeviceSubtype	PipedNatGa	InstallDate	ClaimDate	Emission Factor		Efficiency		FuelUse	Non-Curtailment %		Emissions (tpy PM2.5)		
										EF_Old	EF_New	Eff_Old	Eff_New		B_all	B_reg	Before	After	Reduction
C-52651-1A	Fresno	Wood-burning firebox	Gas Insert				TRUE	5/30/2017	6/21/2017	22.7	0	7%	68%	0.299465	24%	59%	0.0013	0.0000	0.0013
C-52652-1A	Fresno	Open Hearth Fireplace	Certified Wood Insert	4.1		Non-Catalytic	TRUE	9/1/2017	10/5/2017	22.7	8.2	7%	68%	0.299465	24%	59%	0.0013	0.0001	0.0012
C-52654-1A	Fresno	Open Hearth Fireplace	Gas Insert				TRUE	5/25/2017	6/21/2017	22.7	0	7%	68%	0.299465	24%	59%	0.0013	0.0000	0.0013
C-52655-1A	Tulare	Non-Certified Wood Insert	Certified Wood Insert	3.6		Non-Catalytic	TRUE	8/9/2017	8/21/2017	29.5	7.2	54%	68%	2.1	53%	43%	0.0254	0.0055	0.0199
C-52657-1A	Kern	Wood-burning firebox	Gas Insert				TRUE	3/23/2017	5/10/2017	22.7	0	7%	68%	0.299465	31%	51%	0.0016	0.0000	0.0016
C-52659-1A	Stanislaus	Wood-burning firebox	Gas Insert				TRUE	3/24/2017	4/5/2017	22.7	0	7%	68%	0.299465	54%	44%	0.0028	0.0000	0.0028
C-52671-1A	Fresno	Open Hearth Fireplace	Gas Insert				FALSE	4/3/2017	4/12/2017	22.7	0	7%	68%	0.299465	100%	0%	0.0052	0.0000	0.0052
C-52673-1A	Madera	Freestanding Non-Certified Wood Stove	Freestanding Certified Wood Stove	3.6		Non-Catalytic	FALSE	7/19/2017	8/17/2017	29.5	7.2	54%	68%	2.61	100%	0%	0.0593	0.0115	0.0478
C-52674-1A	Stanislaus	Open Hearth Fireplace	Gas Fireplace				TRUE	4/5/2017	5/24/2017	22.7	0	7%	68%	0.299465	54%	44%	0.0028	0.0000	0.0028
C-52675-1A	San Joaquin	Wood-burning firebox	Gas Insert				TRUE	4/11/2017	5/30/2017	22.7	0	7%	68%	0.299465	61%	38%	0.0032	0.0000	0.0032
C-52676-1A	Stanislaus	Freestanding Non-Certified Wood Stove	Gas Fireplace				TRUE	4/24/2017	5/24/2017	29.5	0	54%	68%	1.55	54%	44%	0.0191	0.0000	0.0191
C-52677-1A	Tulare	Wood-Burning Firebox	Certified Wood Insert	4.5		71 Non-Catalytic	FALSE	4/24/2017	5/24/2017	22.7	9	7%	71%	0.299465	100%	0%	0.0052	0.0002	0.0050
C-52678-1A	Merced	Wood-burning firebox	Gas Insert				TRUE	4/5/2017	5/10/2017	22.7	0	7%	68%	0.299465	68%	32%	0.0035	0.0000	0.0035
C-52679-1A	Fresno	Open Hearth Fireplace	Gas Insert				TRUE	4/24/2017	6/7/2017	22.7	0	7%	68%	0.299465	24%	59%	0.0013	0.0000	0.0013
C-52680-1A	Fresno	Freestanding Non-Certified Pellet Stove	Freestanding Gas Stove				TRUE	5/8/2017	9/8/2017	2.9	0	68%	68%	2.09	24%	59%	0.0011	0.0000	0.0011
C-52681-1A	Fresno	Open Hearth Fireplace	Gas Insert				TRUE	10/28/2017	12/7/2017	22.7	0	7%	68%	0.299465	24%	59%	0.0013	0.0000	0.0013
C-52682-1A	Stanislaus	Freestanding Non-Certified Wood Stove	Gas Fireplace				TRUE	3/29/2017	5/24/2017	29.5	0	54%	68%	1.55	54%	44%	0.0191	0.0000	0.0191
C-52727-1A	San Joaquin	Open Hearth Fireplace	Gas Insert				TRUE	4/10/2017	5/10/2017	22.7	0	7%	68%	0.299465	61%	38%	0.0032	0.0000	0.0032
C-52730-1A	Kings	Freestanding Non-Certified Wood Stove	Gas Insert				TRUE	4/21/2017	6/7/2017	29.5	0	54%	68%	1.16	48%	48%	0.0125	0.0000	0.0125
C-52759-1A	Stanislaus	Open Hearth Fireplace	Gas Insert				TRUE	4/17/2017	5/10/2017	22.7	0	7%	68%	0.299465	54%	44%	0.0028	0.0000	0.0028
C-52760-1A	Fresno	Wood-Burning Firebox	Certified Wood Insert	0.89		76 Catalytic	FALSE	4/25/2017	5/24/2017	22.7	1.78	7%	76%	0.299465	100%	0%	0.0052	0.0000	0.0052
C-52761-1A	Stanislaus	Open Hearth Fireplace	Gas Insert				TRUE	3/31/2017	4/18/2017	22.7	0	7%	68%	0.299465	54%	44%	0.0028	0.0000	0.0028
C-52762-1A	Kern	Open Hearth Fireplace	Gas Insert				TRUE	3/23/2017	5/16/2017	22.7	0	7%	68%	0.299465	31%	51%	0.0016	0.0000	0.0016
C-52764-1A	Merced	Open Hearth Fireplace	Gas Insert				TRUE	5/3/2017	5/24/2017	22.7	0	7%	68%	0.299465	68%	32%	0.0035	0.0000	0.0035
C-52765-1A	Fresno	Open Hearth Fireplace	Gas Insert				TRUE	4/5/2017	5/24/2017	22.7	0	7%	68%	0.299465	24%	59%	0.0013	0.0000	0.0013
C-52766-1A	Fresno	Open Hearth Fireplace	Gas Insert				TRUE	3/31/2017	5/16/2017	22.7	0	7%	68%	0.299465	24%	59%	0.0013	0.0000	0.0013
C-52767-1A	Stanislaus	Open Hearth Fireplace	Gas Insert				TRUE	9/28/2017	10/25/2017	22.7	0	7%	68%	0.299465	54%	44%	0.0028	0.0000	0.0028
C-52768-1A	San Joaquin	Open Hearth Fireplace	Gas Insert				TRUE	4/20/2017	6/14/2017	22.7	0	7%	68%	0.299465	61%	38%	0.0032	0.0000	0.0032
C-52769-1A	Stanislaus	Wood-burning firebox	Gas Fireplace				TRUE	4/14/2017	5/30/2017	22.7	0	7%	68%	0.299465	54%	44%	0.0028	0.0000	0.0028
C-52811-1A	Stanislaus	Wood-burning firebox	Gas Insert				TRUE	4/13/2017	5/16/2017	22.7	0	7%	68%	0.299465	54%	44%	0.0028	0.0000	0.0028
C-52827-1A	Stanislaus	Non-Certified Pellet Insert	Certified Pellet Insert	1.8		Non-Catalytic	FALSE	6/1/2017	6/14/2017	2.9	3.6	68%	68%	2.1	100%	0%	0.0047	0.0058	-0.0011
C-52828-1A	Stanislaus	Open Hearth Fireplace	Gas Insert				TRUE	4/5/2017	5/16/2017	22.7	0	7%	68%	0.299465	54%	44%	0.0028	0.0000	0.0028
C-52830-1A	Fresno	Freestanding Non-Certified Pellet Stove	Freestanding Gas Stove				TRUE	4/26/2017	5/10/2017	2.9	0	68%	68%	2.09	24%	59%	0.0011	0.0000	0.0011
C-52831-1A	San Joaquin	Open Hearth Fireplace	Gas Insert				TRUE	5/2/2017	7/19/2017	22.7	0	7%	68%	0.299465	61%	38%	0.0032	0.0000	0.0032
C-52832-1A	Stanislaus	Open Hearth Fireplace	Gas Insert				TRUE	4/2/2017	5/30/2017	22.7	0	7%	68%	0.299465	54%	44%	0.0028	0.0000	0.0028
C-52833-1A	Fresno	Open Hearth Fireplace	Certified Wood Insert	4.1		Non-Catalytic	TRUE	3/31/2017	4/18/2017	22.7	8.2	7%	68%	0.299465	24%	59%	0.0013	0.0001	0.0012
C-52834-2B	Fresno	Open Hearth Fireplace	Gas Insert				FALSE	7/19/2017	10/11/2017	22.7	0	7%	68%	0.299465	100%	0%	0.0052	0.0000	0.0052
C-52835-1A	Madera	Open Hearth Fireplace	Certified Wood Insert	2.6		Non-Catalytic	TRUE	4/6/2017	5/16/2017	22.7	5.2	7%	68%	0.299465	33%	57%	0.0017	0.0001	0.0017
C-52837-1A	Fresno	Freestanding Non-Certified Wood Stove	Freestanding Certified Wood Stove	3.6		74 Non-Catalytic	TRUE	4/3/2017	4/19/2017	29.5	7.2	54%	74%	2.09	24%	59%	0.0115	0.0027	0.0087
C-52838-1A	Madera	Non-Certified Wood Insert	Certified Wood Insert	2.6		Non-Catalytic	FALSE	4/14/2017	5/16/2017	29.5	5.2	54%	68%	2.1	100%	0%	0.0477	0.0067	0.0410
C-52865-1A	Kern	Open Hearth Fireplace	Gas Insert				FALSE	3/7/2018	3/14/2018	22.7	0	7%	68%	0.299465	100%	0%	0.0052	0.0000	0.0052
C-52866-1A	Fresno	Freestanding Non-Certified Wood Stove	Gas Insert				TRUE	4/5/2017	7/19/2017	29.5	0	54%	68%	2.09	24%	59%	0.0115	0.0000	0.0115
C-52867-1A	San Joaquin	Freestanding Non-Certified Wood Stove	Gas Insert				TRUE	4/11/2017	5/10/2017	29.5	0	54%	68%	1.15	61%	38%	0.0159	0.0000	0.0159
C-52868-1A	San Joaquin	Freestanding Non-Certified Wood Stove	Freestanding Certified Pellet Stove	1.8		Non-Catalytic	TRUE	5/18/2017	6/14/2017	29.5	3.6	54%	68%	1.15	61%	38%	0.0159	0.0017	0.0142
C-52869-1A	Fresno	Open Hearth Fireplace	Certified Wood Insert	4.1		Non-Catalytic	TRUE	4/5/2017	4/18/2017	22.7	8.2	7%	68%	0.299465	24%	59%	0.0013	0.0001	0.0012
C-52872-1A	Merced	Open Hearth Fireplace	Certified Wood Insert	4.1		Non-Catalytic	TRUE	5/6/2017	6/21/2017	22.7	8.2	7%	68%	0.299465	68%	32%	0.0035	0.0001	0.0034
C-52901-1A	Tulare	Wood-burning firebox	Gas Insert				TRUE	4/17/2017	5/16/2017	22.7	0	7%	68%	0.299465	53%	43%	0.0028	0.0000	0.0028
C-52902-1A	Tulare	Open Hearth Fireplace	Gas Insert				FALSE	4/10/2017	5/10/2017	22.7	0	7%	68%	0.299465	100%	0%	0.0052	0.0000	0.0052
C-52904-1A	Fresno	Freestanding Non-Certified Wood Stove	Gas Insert				FALSE	4/6/2017	4/19/2017	29.5	0	54%	68%	2.09	100%	0%	0.0475	0.0000	0.0475
C-52905-1A	Kern	Open Hearth Fireplace	Gas Fireplace				TRUE	4/13/2017	5/16/2017	22.7	0	7%	68%	0.299465	31%	51%	0.0016	0.0000	0.0016
C-52907-2B	San Joaquin	Open Hearth Fireplace	Gas Insert				FALSE	4/20/2017	6/6/2018	22.7	0	7%	68%	0.299465	100%	0%	0.0052	0.0000	0.0052
C-52938-1A	Fresno	Open Hearth Fireplace	Gas Insert				FALSE	8/4/2017	12/7/2017	22.7	0	7%	68%	0.299465	100%	0%	0.0052	0.0000	0.0052
C-52964-1A	San Joaquin	Open Hearth Fireplace	Gas Insert				TRUE	4/5/2017	5/16/2017	22.7	0	7%	68%	0.299465	61%	38%	0.0032	0.0000	0.0032
C-52987-1A	Kern	Open Hearth Fireplace	Gas Insert				TRUE	4/18/2017	5/16/2017	22.7	0	7%	68%	0.299465	31%	51%	0.0016	0.0000	0.0016
C-53015-1A	Fresno	Open Hearth Fireplace	Gas Insert				TRUE	4/5/2017	5/16/2017	22.7	0	7%	68%	0.299465	24%	59%	0.0013	0.0000	0.0013
C-53016-1A	Merced	Open Hearth Fireplace	Gas Insert				TRUE	5/5/2017	6/7/2017	22.7	0	7%	68%	0.299465	68%	32%	0.0035	0.0000	0.0035
C-53017-1A	Stanislaus	Freestanding Non-Certified Wood Stove	Gas Insert				TRUE	4/5/2017	5/16/2017	29.5	0	54%	68%	1.55	54%	44%	0.0191	0.0000	0.0191
C-53019-1A	Merced	Open Hearth Fireplace	Certified Wood Insert	4.1		Non-Catalytic	TRUE	4/12/2017	5/1/2017	22.7	8.2	7%	68%	0.299465	68%	32%	0.0035	0.0001	0.0034
C-53021-1A	Fresno	Open Hearth Fireplace	Certified Wood Insert	4.1		Non-Catalytic	TRUE	4/17/2017	5/10/2017	22.7	8.2	7%	68%	0.299465	24%	59%	0.0013	0.0001	0.0012
C-53022-1A	Kern	Open Hearth Fireplace	Gas Insert				TRUE	4/21/2017	6/14/2017	22.7	0	7%	68%	0.299465	31%	51%	0.0016	0.0000	0.0016
C-53024-1A	San Joaquin	Freestanding Non-Certified Wood Stove	Gas Fireplace				TRUE	4/17/2017	8/8/2017	29.5	0	54%	68%	1.15	61%	38%	0.0159	0.0000	0.0159
C-53026-1A	San Joaquin	Non-Certified Pellet Insert	Gas Insert				TRUE	4/5/2017	4/19/2017	2.9	0	68%	68%	2.1	61%	38%	0.0029	0.0000	0.0029
C-53029-1A	Kern	Open Hearth Fireplace	Gas Insert				FALSE	4/10/2017	7/12/2017	22.7	0	7%	68%	0.299465	100%	0%	0.0052	0.0000	0.0052
C-53032-1A	Madera	Open Hearth Fireplace	Certified Wood Insert	4.1		Non-Catalytic	FALSE	4/6/2017	5/4/2017	22.7	8.2	7%	68%	0.299465	100%	0%	0.0052	0.0002	0.0050
C-53034-1A	Fresno	Freestanding Non-Certified Wood Stove	Freestanding Certified Pellet Stove	1.8		Non-Catalytic	TRUE	4/4/2017	5/10/2017	29.5	3.6	54%	68%	2.09	24%	59%	0.0115	0.0015	0.0100
C-53068-1A	Fresno	Open Hearth Fireplace	Gas Insert				TRUE	4/24/2017	5/24/2017	22.7	0	7%	68%	0.299465	24%	59%	0.0013	0.0000	0.0013
C-53070-1A	San Joaquin	Open Hearth Fireplace	Gas Insert				TRUE	4/20/2017	5/24/										

SAN JOAQUIN VALLEY UNIFIED AIR POLLUTION CONTROL DISTRICT

2021 Annual Demonstration Report

August 31, 2022

Contract#	County	OldDeviceType	NewDeviceType	EmissionRating	OverallEfficiency	DeviceSubtype	PipedNatGa	InstallDate	ClaimDate	Emission Factor		Efficiency		FuelUse	Non-Curtailment %		Emissions (tpy PM2.5)		
										EF_Old	EF_New	Eff_Old	Eff_New		B_all	B_reg	Before	After	Reduction
C-53246-1A	Fresno	Freestanding Non-Certified Wood Stove	Gas Insert				TRUE	6/7/2017	8/8/2017	29.5	0	54%	68%	2.09	24%	59%	0.0115	0.0000	0.0115
C-53287-1A	Kings	Open Hearth Fireplace	Gas Insert				TRUE	5/3/2017	5/30/2017	22.7	0	7%	68%	0.299465	48%	48%	0.0025	0.0000	0.0025
C-53288-1A	Fresno	Open Hearth Fireplace	Gas Insert				TRUE	4/28/2017	5/10/2017	22.7	0	7%	68%	0.299465	24%	59%	0.0013	0.0000	0.0013
C-53291-1A	Madera	Wood-Burning Firebox	Certified Wood Insert	2.6		Non-Catalytic	TRUE	5/3/2017	5/16/2017	22.7	5.2	7%	68%	0.299465	33%	57%	0.0017	0.0001	0.0017
C-53292-1A	Fresno	Open Hearth Fireplace	Gas Insert				TRUE	4/19/2017	5/24/2017	22.7	0	7%	68%	0.299465	24%	59%	0.0013	0.0000	0.0013
C-53296-1A	Fresno	Open Hearth Fireplace	Gas Insert				TRUE	4/14/2017	5/16/2017	22.7	0	7%	68%	0.299465	24%	59%	0.0013	0.0000	0.0013
C-53339-1A	Stanislaus	Freestanding Non-Certified Wood Stove	Freestanding Certified Wood Stove	3.6		Non-Catalytic	TRUE	6/14/2017	7/19/2017	29.5	7.2	54%	68%	1.55	54%	44%	0.0191	0.0041	0.0150
C-53342-1A	Stanislaus	Wood-burning firebox	Gas Fireplace				TRUE	4/30/2017	8/2/2017	22.7	0	7%	68%	0.299465	54%	44%	0.0028	0.0000	0.0028
C-53343-1A	Madera	Open Hearth Fireplace	Gas Insert				TRUE	6/23/2017	7/19/2017	22.7	0	7%	68%	0.299465	33%	57%	0.0017	0.0000	0.0017
C-53345-1A	San Joaquin	Open Hearth Fireplace	Gas Insert				TRUE	7/23/2017	11/8/2017	22.7	0	7%	68%	0.299465	61%	38%	0.0032	0.0000	0.0032
C-53346-1A	Madera	Freestanding Non-Certified Wood Stove	Freestanding Certified Wood Stove	4.5		75 Non-Catalytic	TRUE	5/15/2017	6/7/2017	29.5	9	54%	75%	2.61	33%	57%	0.0198	0.0054	0.0144
C-53347-1A	Stanislaus	Open Hearth Fireplace	Gas Insert				TRUE	11/29/2017	1/23/2018	22.7	0	7%	68%	0.299465	54%	44%	0.0028	0.0000	0.0028
C-53355-1A	Merced	Open Hearth Fireplace	Certified Pellet Insert	2.1			TRUE	10/7/2017	10/18/2017	22.7	4.2	7%	68%	0.299465	68%	32%	0.0035	0.0001	0.0035
C-53356-1A	Madera	Freestanding Non-Certified Wood Stove	Freestanding Certified Wood Stove	2.1		75 Non-Catalytic	TRUE	5/3/2017	5/24/2017	29.5	4.2	54%	75%	2.61	33%	57%	0.0198	0.0025	0.0173
C-53357-1A	San Joaquin	Open Hearth Fireplace	Gas Insert				TRUE	5/3/2017	5/24/2017	22.7	0	7%	68%	0.299465	61%	38%	0.0032	0.0000	0.0032
C-53361-1A	Fresno	Open Hearth Fireplace	Certified Pellet Insert	2.1		Non-Catalytic	FALSE	3/25/2018	4/2/2018	22.7	4.2	7%	68%	0.299465	100%	0%	0.0052	0.0001	0.0051
C-53398-1A	San Joaquin	Open Hearth Fireplace	Certified Wood Insert	4.1		Non-Catalytic	TRUE	5/15/2017	6/14/2017	22.7	8.2	7%	68%	0.299465	61%	38%	0.0032	0.0001	0.0031
C-53405-1A	Kern	Open Hearth Fireplace	Gas Insert				TRUE	4/26/2017	5/24/2017	22.7	0	7%	68%	0.299465	31%	51%	0.0016	0.0000	0.0016
C-53407-1A	Stanislaus	Open Hearth Fireplace	Gas Insert				TRUE	5/3/2017	8/24/2017	22.7	0	7%	68%	0.299465	54%	44%	0.0028	0.0000	0.0028
C-53409-1A	Tulare	Open Hearth Fireplace	Gas Insert				TRUE	4/17/2017	6/15/2017	22.7	0	7%	68%	0.299465	53%	43%	0.0028	0.0000	0.0028
C-53410-1A	Fresno	Wood-burning firebox	Gas Insert				TRUE	4/15/2017	5/10/2017	22.7	0	7%	68%	0.299465	24%	59%	0.0013	0.0000	0.0013
C-53411-1A	Fresno	Open Hearth Fireplace	Gas Insert				TRUE	4/27/2017	5/24/2017	22.7	0	7%	68%	0.299465	24%	59%	0.0013	0.0000	0.0013
C-53412-1A	Fresno	Open Hearth Fireplace	Certified Wood Insert	4.1		Non-Catalytic	FALSE	6/20/2017	7/27/2017	22.7	8.2	7%	68%	0.299465	100%	0%	0.0052	0.0002	0.0050
C-53413-1A	Stanislaus	Freestanding Non-Certified Wood Stove	Gas Insert				TRUE	8/8/2017	9/8/2017	29.5	0	54%	68%	1.55	54%	44%	0.0191	0.0000	0.0191
C-53415-1A	San Joaquin	Open Hearth Fireplace	Gas Insert				TRUE	4/20/2017	6/7/2017	22.7	0	7%	68%	0.299465	61%	38%	0.0032	0.0000	0.0032
C-53418-1A	San Joaquin	Open Hearth Fireplace	Gas Insert				TRUE	4/20/2017	7/27/2017	22.7	0	7%	68%	0.299465	61%	38%	0.0032	0.0000	0.0032
C-53477-1A	Fresno	Non-Certified Wood Insert	Certified Wood Insert	0.58		80 Catalytic	TRUE	6/6/2017	6/21/2017	29.5	1.16	54%	80%	2.1	24%	59%	0.0115	0.0004	0.0111
C-53478-1A	Fresno	Open Hearth Fireplace	Gas Insert				FALSE	5/3/2017	6/7/2017	22.7	0	7%	68%	0.299465	100%	0%	0.0052	0.0000	0.0052
C-53479-1A	Fresno	Certified Wood Insert	Gas Insert				TRUE	7/25/2017	9/8/2017	14.5785	0	68%	68%	2.1	24%	59%	0.0057	0.0000	0.0057
C-53480-1A	San Joaquin	Open Hearth Fireplace	Gas Insert				TRUE	4/26/2017	5/16/2017	22.7	0	7%	68%	0.299465	61%	38%	0.0032	0.0000	0.0032
C-53503-1A	Madera	Freestanding Non-Certified Wood Stove	Freestanding Certified Pellet Stove	4		Non-Catalytic	FALSE	5/3/2017	5/24/2017	29.5	8	54%	68%	2.61	100%	0%	0.0593	0.0128	0.0465
C-53504-1A	San Joaquin	Open Hearth Fireplace	Certified Wood Insert	4		Non-Catalytic	TRUE	5/4/2017	6/7/2017	22.7	8	7%	68%	0.299465	61%	38%	0.0032	0.0001	0.0031
C-53505-1A	Fresno	Freestanding Non-Certified Wood Stove	Gas Insert				TRUE	5/11/2017	5/24/2017	29.5	0	54%	68%	2.09	24%	59%	0.0115	0.0000	0.0115
C-53506-1A	Fresno	Wood-burning firebox	Gas Insert				FALSE	5/18/2017	6/7/2017	22.7	0	7%	68%	0.299465	100%	0%	0.0052	0.0000	0.0052
C-53507-1A	Tulare	Freestanding Non-Certified Wood Stove	Gas Insert				FALSE	4/27/2017	5/24/2017	29.5	0	54%	68%	2.4	100%	0%	0.0545	0.0000	0.0545
C-53539-1A	Kern	Open Hearth Fireplace	Certified Wood Insert	4.2		Non-Catalytic	FALSE	4/24/2017	5/16/2017	22.7	8.4	7%	68%	0.299465	100%	0%	0.0052	0.0002	0.0050
C-53541-1A	Kern	Wood-burning firebox	Gas Insert				TRUE	4/28/2017	5/24/2017	22.7	0	7%	68%	0.299465	31%	51%	0.0016	0.0000	0.0016
C-53554-1A	Kern	Open Hearth Fireplace	Gas Insert				TRUE	6/5/2017	6/15/2017	22.7	0	7%	68%	0.299465	31%	51%	0.0016	0.0000	0.0016
C-53555-1A	Fresno	Freestanding Non-Certified Wood Stove	Gas Insert				TRUE	7/6/2017	8/8/2017	29.5	0	54%	68%	2.09	24%	59%	0.0115	0.0000	0.0115
C-53557-1A	Stanislaus	Open Hearth Fireplace	Freestanding Certified Pellet Stove	1.8		Non-Catalytic	TRUE	4/26/2017	6/7/2017	22.7	3.6	7%	68%	0.299465	54%	44%	0.0028	0.0001	0.0028
C-53558-1A	Stanislaus	Open Hearth Fireplace	Certified Pellet Insert	1.1		Non-Catalytic	TRUE	7/7/2017	10/5/2017	22.7	2.2	7%	68%	0.299465	54%	44%	0.0028	0.0000	0.0028
C-53559-1A	Stanislaus	Open Hearth Fireplace	Certified Wood Insert	3.1		Non-Catalytic	TRUE	5/1/2017	5/30/2017	22.7	6.2	7%	68%	0.299465	54%	44%	0.0028	0.0001	0.0027
C-53561-1A	Stanislaus	Open Hearth Fireplace	Certified Wood Insert	3.5		73 Non-Catalytic	TRUE	5/2/2017	5/24/2017	22.7	7	7%	73%	0.299465	54%	44%	0.0028	0.0001	0.0027
C-53562-1A	Fresno	Open Hearth Fireplace	Certified Wood Insert	4.1		Non-Catalytic	TRUE	4/21/2017	5/10/2017	22.7	8.2	7%	68%	0.299465	24%	59%	0.0013	0.0001	0.0012
C-53613-1A	Fresno	Open Hearth Fireplace	Certified Wood Insert	4.1		Non-Catalytic	TRUE	4/21/2017	5/18/2017	22.7	8.2	7%	68%	0.299465	24%	59%	0.0013	0.0001	0.0012
C-53615-1A	Fresno	Open Hearth Fireplace	Certified Wood Insert	4.1		Non-Catalytic	TRUE	6/8/2017	7/12/2017	22.7	8.2	7%	68%	0.299465	24%	59%	0.0013	0.0001	0.0012
C-53618-1A	Stanislaus	Open Hearth Fireplace	Gas Insert				TRUE	5/5/2017	5/24/2017	22.7	0	7%	68%	0.299465	54%	44%	0.0028	0.0000	0.0028
C-53620-1A	Stanislaus	Freestanding Non-Certified Pellet Stove	Freestanding Gas Stove				TRUE	5/25/2017	6/14/2017	2.9	0	68%	68%	1.55	54%	44%	0.0019	0.0000	0.0019
C-53621-1A	Fresno	Open Hearth Fireplace	Gas Insert				TRUE	4/27/2017	5/24/2017	22.7	0	7%	68%	0.299465	24%	59%	0.0013	0.0000	0.0013
C-53624-1A	Fresno	Non-Certified Wood Insert	Certified Wood Insert	2.6		Non-Catalytic	TRUE	9/7/2017	9/14/2017	29.5	5.2	54%	68%	2.1	24%	59%	0.0115	0.0022	0.0094
C-53641-1A	Merced	Non-Certified Wood Insert	Certified Wood Insert	4.1		Non-Catalytic	FALSE	7/22/2017	9/8/2017	29.5	8.2	54%	68%	2.1	100%	0%	0.0477	0.0105	0.0372
C-53642-1A	Fresno	Open Hearth Fireplace	Certified Wood Insert	4.1		Non-Catalytic	FALSE	5/20/2017	6/14/2017	22.7	8.2	7%	68%	0.299465	100%	0%	0.0052	0.0002	0.0050
C-53643-1A	San Joaquin	Freestanding Non-Certified Wood Stove	Gas Fireplace				FALSE	4/25/2017	7/12/2017	29.5	0	54%	68%	1.15	100%	0%	0.0261	0.0000	0.0261
C-53644-1A	Fresno	Non-Certified Wood Insert	Certified Wood Insert	2.6		Non-Catalytic	FALSE	6/16/2017	7/12/2017	29.5	5.2	54%	68%	2.1	100%	0%	0.0477	0.0067	0.0410
C-53645-1A	San Joaquin	Wood-burning firebox	Gas Fireplace				TRUE	5/15/2017	6/21/2017	22.7	0	7%	68%	0.299465	61%	38%	0.0032	0.0000	0.0032
C-53646-1A	Fresno	Wood-burning firebox	Gas Insert				TRUE	8/14/2017	9/8/2017	22.7	0	7%	68%	0.299465	24%	59%	0.0013	0.0000	0.0013
C-53693-1A	Stanislaus	Open Hearth Fireplace	Gas Insert				TRUE	5/23/2017	6/21/2017	22.7	0	7%	68%	0.299465	54%	44%	0.0028	0.0000	0.0028
C-53695-1A	Fresno	Open Hearth Fireplace	Gas Insert				TRUE	5/25/2017	6/14/2017	22.7	0	7%	68%	0.299465	24%	59%	0.0013	0.0000	0.0013
C-53697-1A	Merced	Open Hearth Fireplace	Certified Wood Insert	4.1		Non-Catalytic	TRUE	5/9/2017	6/7/2017	22.7	8.2	7%	68%	0.299465	68%	32%	0.0035	0.0001	0.0034
C-53699-1A	Madera	Non-Certified Wood Insert	Certified Wood Insert	4.1		Non-Catalytic	FALSE	4/27/2017	5/24/2017	29.5	8.2	54%	68%	2.1	100%	0%	0.0477	0.0105	0.0372
C-53702-1A	Fresno	Open Hearth Fireplace	Certified Wood Insert	4.1		Non-Catalytic	TRUE	4/28/2017	5/18/2017	22.7	8.2	7%	68%	0.299465	24%	59%	0.0013	0.0001	0.0012
C-53724-1A	Madera	Freestanding Non-Certified Wood Stove	Freestanding Certified Wood Stove	2.6		Non-Catalytic	TRUE	8/9/2017	9/14/2017	29.5	5.2	54%	68%	2.61	33%	57%	0.0198	0.0034	0.0163
C-53741-1A	Fresno	Wood-burning firebox	Gas Fireplace				FALSE	5/24/2017	7/12/2017	22.7	0	7%	68%	0.299465	100%	0%	0.0052	0.0000	0.0052
C-53743-1A	Fresno	Open Hearth Fireplace	Gas Insert				TRUE	5/22/2017	6/14/2017	22.7	0	7%	68%	0.299465	24%	59%	0.0013	0.0000	0.0013
C-53744-1A	Kings	Wood-burning firebox	Gas Insert				TRUE	6/6/2017	11/1/2017	22.7	0	7%	68%	0.299465	48%	48%	0.0025	0.0000	0.0025
C-53747-1A	San Joaquin	Open Hearth Fireplace	Certified Wood Insert	2.7		Non-Catalytic	TRUE	8/17/2017	9/19/2017	22.7	5.4	7%	68%	0.299465	61%				

SAN JOAQUIN VALLEY UNIFIED AIR POLLUTION CONTROL DISTRICT

2021 Annual Demonstration Report

August 31, 2022

Contract#	County	OldDeviceType	NewDeviceType	EmissionRating	OverallEfficiency	DeviceSubtype	PipedNatG	InstallDate	ClaimDate	Emission Factor		Efficiency		FuelUse	Non-Curtailment %		Emissions (tpy PM2.5)		
										EF_Old	EF_New	Eff_Old	Eff_New		B _{all}	B _{reg}	Before	After	Reduction
C-53979-1A	Madera	Freestanding Non-Certified Wood Stove	Freestanding Certified Wood Stove	4.1		Non-Catalytic	TRUE	5/18/2017	6/6/2017	29.5	8.2	54%	68%	2.61	33%	57%	0.0198	0.0054	0.0144
C-53981-1A	Fresno	Freestanding Non-Certified Wood Stove	Freestanding Certified Wood Stove	4.1		Non-Catalytic	TRUE	5/24/2017	6/21/2017	29.5	8.2	54%	68%	2.09	24%	59%	0.0115	0.0034	0.0081
C-53982-1A	Fresno	Non-Certified Wood Insert	Certified Pellet Insert	1.1		Non-Catalytic	TRUE	5/24/2017	6/14/2017	29.5	2.2	54%	68%	2.1	24%	59%	0.0115	0.0009	0.0106
C-53983-1A	Fresno	Certified Wood Insert	Gas Insert				TRUE	7/25/2017	8/8/2017	14.5785	0	68%	68%	2.1	24%	59%	0.0057	0.0000	0.0057
C-53985-1A	Tulare	Open Hearth Fireplace	Gas Insert				FALSE	5/17/2017	6/6/2017	22.7	0	7%	68%	0.299465	100%	0%	0.0052	0.0000	0.0052
C-53986-1A	Tulare	Open Hearth Fireplace	Gas Insert				TRUE	5/23/2017	6/7/2017	22.7	0	7%	68%	0.299465	53%	43%	0.0028	0.0000	0.0028
C-54041-1A	Fresno	Wood-burning firebox	Gas Insert				FALSE	6/8/2017	8/8/2017	22.7	0	7%	68%	0.299465	100%	0%	0.0052	0.0000	0.0052
C-54042-1A	Fresno	Non-Certified Wood Insert	Certified Wood Insert	1.9		78 Catalytic	FALSE	6/9/2017	7/25/2017	29.5	3.8	54%	78%	2.1	100%	0%	0.0477	0.0043	0.0434
C-54043-1A	Merced	Open Hearth Fireplace	Gas Insert				TRUE	8/25/2017	9/14/2017	22.7	0	7%	68%	0.299465	68%	32%	0.0035	0.0000	0.0035
C-54044-1A	Kings	Open Hearth Fireplace	Certified Pellet Insert	2.1		Non-Catalytic	FALSE	5/26/2017	7/18/2017	22.7	4.2	7%	68%	0.299465	100%	0%	0.0052	0.0001	0.0051
C-54079-1A	San Joaquin	Certified Wood Insert	Gas Insert				TRUE	10/16/2017	12/27/2017	14.5785	0	68%	68%	2.1	61%	38%	0.0143	0.0000	0.0143
C-54080-1A	Stanislaus	Freestanding Non-Certified Wood Stove	Freestanding Certified Wood Stove	1.1		Non-Catalytic	TRUE	5/31/2017	6/21/2017	29.5	2.2	54%	68%	1.55	54%	44%	0.0191	0.0013	0.0178
C-54081-1A	Kings	Wood-burning firebox	Gas Insert				TRUE	5/23/2017	6/7/2017	22.7	0	7%	68%	0.299465	48%	48%	0.0025	0.0000	0.0025
C-54083-1A	San Joaquin	Wood-burning firebox	Gas Fireplace				FALSE	6/21/2017	7/18/2017	22.7	0	7%	68%	0.299465	100%	0%	0.0052	0.0000	0.0052
C-54139-1A	San Joaquin	Open Hearth Fireplace	Gas Insert				TRUE	11/9/2017	12/27/2017	22.7	0	7%	68%	0.299465	61%	38%	0.0032	0.0000	0.0032
C-54140-1A	Madera	Freestanding Non-Certified Wood Stove	Freestanding Certified Wood Stove	2.1		75 Non-Catalytic	FALSE	6/1/2017	7/26/2017	29.5	4.2	54%	75%	2.61	100%	0%	0.0593	0.0061	0.0532
C-54144-1A	San Joaquin	Open Hearth Fireplace	Gas Insert				TRUE	6/7/2017	6/26/2017	22.7	0	7%	68%	0.299465	61%	38%	0.0032	0.0000	0.0032
C-54145-1A	Fresno	Non-Certified Wood Insert	Certified Wood Insert	4.5		75 Non-Catalytic	TRUE	5/18/2017	6/7/2017	29.5	9	54%	75%	2.1	24%	59%	0.0115	0.0034	0.0081
C-54147-1A	Madera	Non-Certified Wood Insert	Certified Wood Insert	3.6		Non-Catalytic	TRUE	11/22/2017	12/21/2017	29.5	7.2	54%	68%	2.1	33%	57%	0.0159	0.0038	0.0121
C-54149-1A	Tulare	Open Hearth Fireplace	Gas Insert				TRUE	9/4/2017	9/14/2017	22.7	0	7%	68%	0.299465	53%	43%	0.0028	0.0000	0.0028
C-54215-1A	Kings	Open Hearth Fireplace	Gas Insert				TRUE	6/1/2017	6/21/2017	22.7	0	7%	68%	0.299465	48%	48%	0.0025	0.0000	0.0025
C-54218-1A	San Joaquin	Wood-burning firebox	Gas Insert				FALSE	9/29/2017	12/27/2017	22.7	0	7%	68%	0.299465	100%	0%	0.0052	0.0000	0.0052
C-54220-1A	Tulare	Open Hearth Fireplace	Gas Insert				TRUE	5/19/2017	7/27/2017	22.7	0	7%	68%	0.299465	53%	43%	0.0028	0.0000	0.0028
C-54221-1A	Stanislaus	Freestanding Non-Certified Wood Stove	Gas Fireplace				TRUE	5/25/2017	9/5/2017	29.5	0	54%	68%	1.55	54%	44%	0.0191	0.0000	0.0191
C-54223-1A	Tulare	Freestanding Non-Certified Wood Stove	Gas Fireplace				TRUE	6/9/2017	10/10/2017	29.5	0	54%	68%	2.4	53%	43%	0.0291	0.0000	0.0291
C-54265-1A	Fresno	Open Hearth Fireplace	Gas Insert				TRUE	7/3/2017	7/19/2017	22.7	0	7%	68%	0.299465	24%	59%	0.0013	0.0000	0.0013
C-54279-1A	San Joaquin	Certified Wood Insert	Gas Insert				FALSE	9/7/2017	10/5/2017	14.5785	0	68%	68%	2.1	100%	0%	0.0236	0.0000	0.0236
C-54280-1A	Madera	Freestanding Non-Certified Wood Stove	Freestanding Certified Wood Stove	2.6		Non-Catalytic	FALSE	8/2/2017	8/24/2017	29.5	5.2	54%	68%	2.61	100%	0%	0.0593	0.0083	0.0510
C-54281-1A	Fresno	Freestanding Non-Certified Wood Stove	Gas Insert				FALSE	6/15/2017	9/5/2017	29.5	0	54%	68%	2.09	100%	0%	0.0475	0.0000	0.0475
C-54298-1A	Merced	Open Hearth Fireplace	Gas Insert				TRUE	6/28/2017	7/27/2017	22.7	0	7%	68%	0.299465	68%	32%	0.0035	0.0000	0.0035
C-54303-1A	Tulare	Non-Certified Wood Insert	Certified Wood Insert	4.5		71 Non-Catalytic	FALSE	6/16/2017	8/2/2017	29.5	9	54%	71%	2.1	100%	0%	0.0477	0.0111	0.0366
C-54375-1A	Merced	Open Hearth Fireplace	Gas Insert				TRUE	5/26/2017	6/14/2017	22.7	0	7%	68%	0.299465	68%	32%	0.0035	0.0000	0.0035
C-54376-1A	San Joaquin	Wood-burning firebox	Gas Insert				TRUE	5/31/2017	7/26/2017	22.7	0	7%	68%	0.299465	61%	38%	0.0032	0.0000	0.0032
C-54379-1A	San Joaquin	Freestanding Non-Certified Wood Stove	Gas Insert				FALSE	8/3/2017	9/8/2017	29.5	0	54%	68%	1.15	100%	0%	0.0261	0.0000	0.0261
C-54380-1A	Merced	Open Hearth Fireplace	Gas Insert				TRUE	9/11/2017	10/18/2017	22.7	0	7%	68%	0.299465	68%	32%	0.0035	0.0000	0.0035
C-54421-1A	San Joaquin	Wood-burning firebox	Gas Insert				TRUE	5/30/2017	7/12/2017	22.7	0	7%	68%	0.299465	61%	38%	0.0032	0.0000	0.0032
C-54422-1A	Fresno	Open Hearth Fireplace	Certified Wood Insert	3.4		Non-Catalytic	TRUE	11/1/2017	12/13/2017	22.7	6.8	7%	68%	0.299465	24%	59%	0.0013	0.0001	0.0012
C-54423-1A	San Joaquin	Freestanding Non-Certified Wood Stove	Freestanding Certified Wood Stove	1.6		Non-Catalytic	TRUE	6/28/2017	9/26/2017	29.5	3.2	54%	68%	1.15	61%	38%	0.0159	0.0015	0.0144
C-54466-1A	Fresno	Open Hearth Fireplace	Gas Insert				FALSE	6/27/2017	8/8/2017	22.7	0	7%	68%	0.299465	100%	0%	0.0052	0.0000	0.0052
C-54467-1A	Madera	Freestanding Non-Certified Wood Stove	Freestanding Certified Stove	1		Non-Catalytic	TRUE	6/1/2017	6/21/2017	29.5	2	54%	68%	2.61	33%	57%	0.0198	0.0013	0.0184
C-54468-1A	Fresno	Freestanding Non-Certified Wood Stove	Gas Insert				TRUE	5/31/2017	6/21/2017	29.5	0	54%	68%	2.09	24%	59%	0.0115	0.0000	0.0115
C-54476-1A	Merced	Open Hearth Fireplace	Gas Insert				TRUE	8/3/2017	8/17/2017	22.7	0	7%	68%	0.299465	68%	32%	0.0035	0.0000	0.0035
C-54522-2B	Fresno	Freestanding Non-Certified Wood Stove	Gas Insert				FALSE	7/28/2017	8/15/2017	29.5	0	54%	68%	2.09	100%	0%	0.0475	0.0000	0.0475
C-54523-1A	Stanislaus	Open Hearth Fireplace	Gas Insert				TRUE	6/14/2017	7/12/2017	22.7	0	7%	68%	0.299465	54%	44%	0.0028	0.0000	0.0028
C-54570-1A	Fresno	Open Hearth Fireplace	Gas Insert				TRUE	6/3/2017	6/21/2017	22.7	0	7%	68%	0.299465	24%	59%	0.0013	0.0000	0.0013
C-54571-1A	Fresno	Open Hearth Fireplace	Gas Insert				TRUE	11/15/2017	12/7/2017	22.7	0	7%	68%	0.299465	24%	59%	0.0013	0.0000	0.0013
C-54573-1A	San Joaquin	Open Hearth Fireplace	Gas Fireplace				FALSE	9/12/2017	11/8/2017	22.7	0	7%	68%	0.299465	100%	0%	0.0052	0.0000	0.0052
C-54578-1A	Madera	Freestanding Non-Certified Wood Stove	Freestanding Certified Wood Stove	3.4		Non-Catalytic	FALSE	6/23/2017	9/5/2017	29.5	6.8	54%	68%	2.61	100%	0%	0.0593	0.0109	0.0484
C-54634-1A	Stanislaus	Open Hearth Fireplace	Gas Insert				TRUE	8/26/2017	9/19/2017	22.7	0	7%	68%	0.299465	54%	44%	0.0028	0.0000	0.0028
C-54635-1A	Stanislaus	Freestanding Non-Certified Wood Stove	Gas Insert				TRUE	6/27/2017	7/18/2017	29.5	0	54%	68%	1.55	54%	44%	0.0191	0.0000	0.0191
C-54636-1A	Stanislaus	Freestanding Non-Certified Wood Stove	Gas Insert				TRUE	8/10/2017	9/8/2017	29.5	0	54%	68%	1.55	54%	44%	0.0191	0.0000	0.0191
C-54658-1A	Stanislaus	Open Hearth Fireplace	Gas Insert				TRUE	6/15/2017	7/11/2017	22.7	0	7%	68%	0.299465	54%	44%	0.0028	0.0000	0.0028
C-54668-1A	San Joaquin	Open Hearth Fireplace	Certified Pellet Insert	1.4		72 Non-Catalytic	FALSE	11/6/2018	1/24/2019	22.7	2.8	7%	72%	0.299465	100%	0%	0.0052	0.0001	0.0052
C-54679-1A	San Joaquin	Wood-burning firebox	Gas Fireplace				FALSE	6/20/2017	10/11/2017	22.7	0	7%	68%	0.299465	100%	0%	0.0052	0.0000	0.0052
C-54687-1A	Fresno	Open Hearth Fireplace	Gas Fireplace				TRUE	9/26/2017	10/18/2017	22.7	0	7%	68%	0.299465	24%	59%	0.0013	0.0000	0.0013
C-54702-1A	Stanislaus	Wood-burning firebox	Gas Fireplace				TRUE	9/21/2017	1/23/2018	22.7	0	7%	68%	0.299465	54%	44%	0.0028	0.0000	0.0028
C-54705-1A	Madera	Freestanding Non-Certified Wood Stove	Freestanding Certified Wood Stove	4.5		75 Non-Catalytic	TRUE	6/2/2017	12/5/2017	29.5	9	54%	75%	2.61	33%	57%	0.0198	0.0054	0.0144
C-54742-1A	Madera	Freestanding Non-Certified Wood Stove	Freestanding Gas Stove				FALSE	6/28/2017	7/25/2017	29.5	0	54%	68%	2.61	100%	0%	0.0593	0.0000	0.0593
C-54756-1A	Stanislaus	Open Hearth Fireplace	Gas Insert				TRUE	7/6/2017	7/24/2017	22.7	0	7%	68%	0.299465	54%	44%	0.0028	0.0000	0.0028
C-54762-1A	San Joaquin	Wood-burning firebox	Gas Fireplace				FALSE	6/29/2017	2/6/2018	22.7	0	7%	68%	0.299465	100%	0%	0.0052	0.0000	0.0052
C-54763-1A	Fresno	Open Hearth Fireplace	Gas Insert				TRUE	6/7/2017	7/11/2017	22.7	0	7%	68%	0.299465	24%	59%	0.0013	0.0000	0.0013
C-54764-1A	Madera	Freestanding Non-Certified Wood Stove	Gas Insert				TRUE	6/22/2017	7/18/2017	29.5	0	54%	68%	2.61	33%	57%	0.0198	0.0000	0.0198
C-54765-1A	Fresno	Open Hearth Fireplace	Certified Pellet Insert	2.1		Non-Catalytic	TRUE	6/17/2017	6/26/2017	22.7	4.2	7%	68%	0.299465	24%	59%	0.0013	0.0000	0.0012
C-54766-1A	Fresno	Wood-burning firebox	Gas Insert				TRUE	7/7/2017	7/18/2017	22.7	0	7%	68%	0.299465	24%	59%	0.0013	0.0000	0.0013
C-54767-1A	Fresno	Open Hearth Fireplace	Gas Insert				TRUE	6/30/2017	3/6/2018	22.7	0	7%	68%	0.299465	24%	59%	0.0013	0.0000	0.0013
C-54768-1A	Kern	Open Hearth Fireplace	Gas Insert				FALSE	8/29/2017	9/19/2017	22.7	0	7%	68%	0.299465	100%	0%	0.0052	0.0000	0.0052
C-54769-1A	Fres																		

SAN JOAQUIN VALLEY UNIFIED AIR POLLUTION CONTROL DISTRICT

2021 Annual Demonstration Report

August 31, 2022

Contract#	County	OldDeviceType	NewDeviceType	EmissionRating	OverallEfficiency	DeviceSubtype	PipedNatG	InstallDate	ClaimDate	Emission Factor		Efficiency		FuelUse	Non-Curtailment %		Emissions (tpy PM2.5)		
										EF_Old	EF_New	Eff_Old	Eff_New		B_all	B_reg	Before	After	Reduction
C-55074-1A	Merced	Wood-burning firebox	Gas Insert				TRUE	8/3/2017	9/19/2017	22.7	0	7%	68%	0.299465	68%	32%	0.0035	0.0000	0.0035
C-55139-1A	Stanislaus	Open Hearth Fireplace	Gas Insert				TRUE	6/27/2017	7/19/2017	22.7	0	7%	68%	0.299465	54%	44%	0.0028	0.0000	0.0028
C-55140-2B	San Joaquin	Open Hearth Fireplace	Gas Insert				FALSE	9/28/2017	5/9/2018	22.7	0	7%	68%	0.299465	100%	0%	0.0052	0.0000	0.0052
C-55141-1A	Stanislaus	Freestanding Non-Certified Wood Stove	Gas Insert				TRUE	7/31/2017	8/17/2017	29.5	0	54%	68%	1.55	54%	44%	0.0191	0.0000	0.0191
C-55144-1A	Fresno	Open Hearth Fireplace	Gas Insert				FALSE	7/11/2017	9/5/2017	22.7	0	7%	68%	0.299465	100%	0%	0.0052	0.0000	0.0052
C-55145-1A	Tulare	Open Hearth Fireplace	Gas Insert				TRUE	9/6/2017	10/25/2017	22.7	0	7%	68%	0.299465	53%	43%	0.0028	0.0000	0.0028
C-55193-1A	Fresno	Wood-burning firebox	Gas Insert				TRUE	6/27/2017	7/19/2017	22.7	0	7%	68%	0.299465	24%	59%	0.0013	0.0000	0.0013
C-55198-1A	Merced	Open Hearth Fireplace	Gas Insert				TRUE	7/10/2017	8/8/2017	22.7	0	7%	68%	0.299465	68%	32%	0.0035	0.0000	0.0035
C-55199-1A	San Joaquin	Open Hearth Fireplace	Freestanding Certified Wood Stove	2.2		Non-Catalytic	FALSE	8/1/2017	9/26/2017	22.7	4.4	7%	68%	0.299465	100%	0%	0.0052	0.0001	0.0051
C-55200-1A	Stanislaus	Wood-burning firebox	Gas Fireplace				TRUE	7/17/2017	8/21/2017	22.7	0	7%	68%	0.299465	54%	44%	0.0028	0.0000	0.0028
C-55201-1A	Stanislaus	Open Hearth Fireplace	Gas Insert				TRUE	6/23/2017	7/12/2017	22.7	0	7%	68%	0.299465	54%	44%	0.0028	0.0000	0.0028
C-55229-1A	Stanislaus	Non-Certified Pellet Insert	Gas Insert				TRUE	6/22/2017	7/11/2017	2.9	0	68%	68%	2.1	54%	44%	0.0025	0.0000	0.0025
C-55232-1A	Fresno	Non-Certified Pellet Insert	Certified Wood Insert	2.6		Non-Catalytic	TRUE	7/18/2017	10/5/2017	2.9	5.2	68%	68%	2.1	24%	59%	0.0011	0.0027	-0.0016
C-55234-1A	San Joaquin	Open Hearth Fireplace	Gas Insert				FALSE	8/12/2017	10/18/2017	22.7	0	7%	68%	0.299465	100%	0%	0.0052	0.0000	0.0052
C-55264-1A	Stanislaus	Open Hearth Fireplace	Gas Fireplace				TRUE	11/3/2017	12/27/2017	22.7	0	7%	68%	0.299465	54%	44%	0.0028	0.0000	0.0028
C-55265-1A	Fresno	Open Hearth Fireplace	Gas Insert				TRUE	10/26/2017	12/27/2017	22.7	0	7%	68%	0.299465	24%	59%	0.0013	0.0000	0.0013
C-55279-1A	Stanislaus	Non-Certified Wood Insert	Certified Wood Insert	4.4		Non-Catalytic	FALSE	7/18/2017	8/8/2017	29.5	8.8	54%	68%	2.1	100%	0%	0.0477	0.0113	0.0364
C-55281-1A	Tulare	Open Hearth Fireplace	Certified Pellet Insert	1.5		Non-Catalytic	TRUE	7/27/2017	8/17/2017	22.7	3	7%	68%	0.299465	53%	43%	0.0028	0.0000	0.0027
C-55346-1A	Tulare	Open Hearth Fireplace	Gas Insert				TRUE	7/12/2017	7/26/2017	22.7	0	7%	68%	0.299465	53%	43%	0.0028	0.0000	0.0028
C-55362-1A	Kern	Open Hearth Fireplace	Gas Insert				FALSE	6/30/2017	7/19/2017	22.7	0	7%	68%	0.299465	100%	0%	0.0052	0.0000	0.0052
C-55398-1A	Fresno	Open Hearth Fireplace	Gas Insert				TRUE	7/8/2017	7/12/2017	22.7	0	7%	68%	0.299465	24%	59%	0.0013	0.0000	0.0013
C-55399-1A	Fresno	Wood-burning firebox	Gas Insert				TRUE	7/4/2017	7/18/2017	22.7	0	7%	68%	0.299465	24%	59%	0.0013	0.0000	0.0013
C-55400-1A	Kern	Open Hearth Fireplace	Gas Insert				TRUE	7/5/2017	8/2/2017	22.7	0	7%	68%	0.299465	31%	51%	0.0016	0.0000	0.0016
C-55401-1A	Kings	Open Hearth Fireplace	Gas Insert				TRUE	7/26/2017	8/17/2017	22.7	0	7%	68%	0.299465	48%	48%	0.0025	0.0000	0.0025
C-55403-1A	Merced	Open Hearth Fireplace	Gas Insert				FALSE	7/14/2017	8/2/2017	22.7	0	7%	68%	0.299465	100%	0%	0.0052	0.0000	0.0052
C-55424-1A	San Joaquin	Open Hearth Fireplace	Certified Wood Insert	4.4		Non-Catalytic	FALSE	8/10/2017	8/22/2017	22.7	8.8	7%	68%	0.299465	100%	0%	0.0052	0.0002	0.0050
C-55426-1A	Tulare	Freestanding Non-Certified Wood Stove	Freestanding Certified Wood Stove	3.6		Non-Catalytic	TRUE	9/27/2017	10/23/2017	29.5	7.2	54%	68%	2.4	53%	43%	0.0291	0.0063	0.0228
C-55427-1A	Stanislaus	Open Hearth Fireplace	Gas Insert				TRUE	9/7/2017	9/26/2017	22.7	0	7%	68%	0.299465	54%	44%	0.0028	0.0000	0.0028
C-55428-1A	Kern	Open Hearth Fireplace	Gas Fireplace				TRUE	9/11/2017	10/11/2017	22.7	0	7%	68%	0.299465	31%	51%	0.0016	0.0000	0.0016
C-55474-1A	Stanislaus	Open Hearth Fireplace	Gas Insert				TRUE	7/31/2017	10/25/2017	22.7	0	7%	68%	0.299465	54%	44%	0.0028	0.0000	0.0028
C-55476-1A	San Joaquin	Open Hearth Fireplace	Gas Insert				FALSE	8/7/2017	9/5/2017	22.7	0	7%	68%	0.299465	100%	0%	0.0052	0.0000	0.0052
C-55478-1A	San Joaquin	Non-Certified Pellet Insert	Gas Insert				TRUE	12/1/2017	12/27/2017	2.9	0	68%	68%	2.1	61%	38%	0.0029	0.0000	0.0029
C-55504-1A	Tulare	Open Hearth Fireplace	Gas Insert				TRUE	7/2/2017	7/11/2017	22.7	0	7%	68%	0.299465	53%	43%	0.0028	0.0000	0.0028
C-55506-1A	San Joaquin	Open Hearth Fireplace	Gas Insert				TRUE	8/18/2017	9/19/2017	22.7	0	7%	68%	0.299465	61%	38%	0.0032	0.0000	0.0032
C-55507-1A	Fresno	Non-Certified Pellet Insert	Gas Insert				TRUE	7/7/2017	7/18/2017	2.9	0	68%	68%	2.1	24%	59%	0.0011	0.0000	0.0011
C-55509-1A	Fresno	Open Hearth Fireplace	Certified Pellet Insert	2.1		Non-Catalytic	TRUE	8/6/2017	8/9/2017	22.7	4.2	7%	68%	0.299465	24%	59%	0.0013	0.0000	0.0012
C-55512-1A	Kern	Open Hearth Fireplace	Gas Insert				TRUE	8/31/2017	10/24/2017	22.7	0	7%	68%	0.299465	31%	51%	0.0016	0.0000	0.0016
C-55542-1A	Stanislaus	Open Hearth Fireplace	Certified Pellet Insert	1.1		70 Non-Catalytic	FALSE	7/13/2017	8/8/2017	22.7	2.2	7%	70%	0.299465	100%	0%	0.0052	0.0001	0.0052
C-55543-1A	Fresno	Freestanding Non-Certified Wood Stove	Gas Insert				FALSE	8/10/2017	9/8/2017	29.5	0	54%	68%	2.09	100%	0%	0.0475	0.0000	0.0475
C-55545-1A	Madera	Non-Certified Wood Insert	Certified Wood Insert	2.6		Non-Catalytic	TRUE	7/22/2017	8/8/2017	29.5	5.2	54%	68%	2.1	33%	57%	0.0159	0.0028	0.0131
C-55547-1A	San Joaquin	Open Hearth Fireplace	Certified Wood Insert	4.2		Non-Catalytic	TRUE	7/7/2017	8/2/2017	22.7	8.4	7%	68%	0.299465	61%	38%	0.0032	0.0001	0.0031
C-55561-1A	Tulare	Open Hearth Fireplace	Gas Insert				TRUE	7/24/2017	8/8/2017	22.7	0	7%	68%	0.299465	53%	43%	0.0028	0.0000	0.0028
C-55570-1A	Tulare	Open Hearth Fireplace	Gas Insert				TRUE	8/2/2017	12/13/2017	22.7	0	7%	68%	0.299465	53%	43%	0.0028	0.0000	0.0028
C-55571-1A	Kern	Freestanding Non-Certified Wood Stove	Gas Fireplace				FALSE	11/18/2017	3/7/2018	29.5	0	54%	68%	1.57	100%	0%	0.0357	0.0000	0.0357
C-55572-1A	Stanislaus	Open Hearth Fireplace	Gas Insert				TRUE	7/12/2017	7/26/2017	22.7	0	7%	68%	0.299465	54%	44%	0.0028	0.0000	0.0028
C-55573-1A	Stanislaus	Certified Pellet Insert	Gas Insert				TRUE	7/19/2017	8/2/2017	2.9	0	68%	68%	2.1	54%	44%	0.0025	0.0000	0.0025
C-55574-1A	San Joaquin	Open Hearth Fireplace	Certified Wood Insert	4.5		75 Non-Catalytic	FALSE	8/25/2017	9/19/2017	22.7	9	7%	75%	0.299465	100%	0%	0.0052	0.0002	0.0050
C-55589-1A	Stanislaus	Open Hearth Fireplace	Gas Insert				TRUE	7/14/2017	8/2/2017	22.7	0	7%	68%	0.299465	54%	44%	0.0028	0.0000	0.0028
C-55591-1A	Madera	Open Hearth Fireplace	Gas Insert				TRUE	7/14/2017	10/11/2017	22.7	0	7%	68%	0.299465	33%	57%	0.0017	0.0000	0.0017
C-55599-1A	Madera	Open Hearth Fireplace	Gas Fireplace				FALSE	5/21/2018	6/20/2018	22.7	0	7%	68%	0.299465	100%	0%	0.0052	0.0000	0.0052
C-55600-1A	Fresno	Wood-burning firebox	Certified Pellet Insert	2.1		Non-Catalytic	FALSE	8/4/2017	8/15/2017	22.7	4.2	7%	68%	0.299465	100%	0%	0.0052	0.0001	0.0051
C-55601-1A	Fresno	Wood-burning firebox	Gas Insert				FALSE	12/18/2017	4/11/2018	22.7	0	7%	68%	0.299465	100%	0%	0.0052	0.0000	0.0052
C-55602-1A	Tulare	Open Hearth Fireplace	Gas Insert				TRUE	10/7/2017	10/25/2017	22.7	0	7%	68%	0.299465	53%	43%	0.0028	0.0000	0.0028
C-55603-1A	Stanislaus	Wood-Burning Firebox	Certified Wood Insert	3.6		Non-Catalytic	TRUE	8/12/2017	9/5/2017	22.7	7.2	7%	68%	0.299465	54%	44%	0.0028	0.0001	0.0027
C-55604-1A	Stanislaus	Wood-burning firebox	Gas Insert				FALSE	7/21/2017	8/17/2017	22.7	0	7%	68%	0.299465	100%	0%	0.0052	0.0000	0.0052
C-55629-1A	Kern	Freestanding Non-Certified Wood Stove	Freestanding Gas Stove				FALSE	8/2/2017	8/21/2017	29.5	0	54%	68%	1.57	100%	0%	0.0357	0.0000	0.0357
C-55631-1A	Fresno	Open Hearth Fireplace	Gas Insert				FALSE	9/6/2017	10/23/2017	22.7	0	7%	68%	0.299465	100%	0%	0.0052	0.0000	0.0052
C-55660-1A	Madera	Freestanding Certified Pellet Stove	Freestanding Gas Stove				TRUE	8/3/2017	8/24/2017	2.9	0	68%	68%	2.61	33%	57%	0.0019	0.0000	0.0019
C-55683-1A	Fresno	Open Hearth Fireplace	Gas Insert				FALSE	7/19/2017	3/28/2018	22.7	0	7%	68%	0.299465	100%	0%	0.0052	0.0000	0.0052
C-55690-1A	Fresno	Certified Wood Insert	Gas Insert				TRUE	8/2/2017	8/15/2017	14.5785	0	68%	68%	2.1	24%	59%	0.0057	0.0000	0.0057
C-55700-1A	Stanislaus	Freestanding Non-Certified Wood Stove	Gas Insert				TRUE	7/25/2017	10/18/2017	29.5	0	54%	68%	1.55	54%	44%	0.0191	0.0000	0.0191
C-55701-1A	Fresno	Open Hearth Fireplace	Gas Insert				TRUE	8/11/2017	9/8/2017	22.7	0	7%	68%	0.299465	24%	59%	0.0013	0.0000	0.0013
C-55715-1A	Fresno	Freestanding Non-Certified Wood Stove	Gas Fireplace				TRUE	10/1/2017	10/18/2017	29.5	0	54%	68%	2.09	24%	59%	0.0115	0.0000	0.0115
C-55720-1A	Fresno	Open Hearth Fireplace	Gas Insert				TRUE	8/7/2017	9/5/2017	22.7	0	7%	68%	0.299465	24%	59%	0.0013	0.0000	0.0013
C-55726-1A	Fresno	Open Hearth Fireplace	Certified Wood Insert	3.6		Non-Catalytic	FALSE	10/6/2017	12/27/2017	22.7	7.2	7%	68%	0.299465	100%	0%	0.0052	0.0002	0.0051
C-55727-1A	Fresno	Open Hearth Fireplace	Gas Insert				TRUE	9/12/2017	10/11/2017	22.7	0	7%	68%	0.299465	24%	59%	0.0013	0.0000	0.0013
C-55767-1A	San Joaquin	Wood-burning firebox	Gas Fireplace				TRUE	8/10/2017	9/5/2017	22.7	0	7%	68%	0.299465	61%	38%	0.0032</		

SAN JOAQUIN VALLEY UNIFIED AIR POLLUTION CONTROL DISTRICT

2021 Annual Demonstration Report

August 31, 2022

Contract#	County	OldDeviceType	NewDeviceType	EmissionRating	OverallEfficiency	DeviceSubtype	PipedNatGa	InstallDate	ClaimDate	Emission Factor		Efficiency		FuelUse	Non-Curtailment %		Emissions (tpy PM2.5)		
										EF_Old	EF_New	Eff_Old	Eff_New		B_all	B_reg	Before	After	Reduction
C-56135-1A	Fresno	Open Hearth Fireplace	Gas Insert				TRUE	12/4/2017	1/11/2018	22.7	0	7%	68%	0.299465	24%	59%	0.0013	0.0000	0.0013
C-56137-1A	Stanislaus	Freestanding Non-Certified Wood Stove	Gas Insert				TRUE	12/12/2017	1/10/2018	29.5	0	54%	68%	1.55	54%	44%	0.0191	0.0000	0.0191
C-56140-1A	Kings	Open Hearth Fireplace	Gas Insert				FALSE	8/31/2017	10/10/2017	22.7	0	7%	68%	0.299465	100%	0%	0.0052	0.0000	0.0052
C-56143-1A	Fresno	Non-Certified Wood Insert	Certified Wood Insert	2.6		Non-Catalytic	TRUE	8/31/2017	9/14/2017	29.5	5.2	54%	68%	2.1	24%	59%	0.0115	0.0022	0.0094
C-56144-1A	Fresno	Open Hearth Fireplace	Certified Wood Insert	4.1		Non-Catalytic	TRUE	7/31/2017	10/11/2017	22.7	8.2	7%	68%	0.299465	24%	59%	0.0013	0.0001	0.0012
C-56145-1A	San Joaquin	Non-Certified Wood Insert	Certified Wood Insert	1.9		Non-Catalytic	TRUE	8/29/2017	9/19/2017	29.5	3.8	54%	68%	2.1	61%	38%	0.0290	0.0032	0.0258
C-56153-1A	Fresno	Open Hearth Fireplace	Gas Insert				TRUE	8/9/2017	8/21/2017	22.7	0	7%	68%	0.299465	24%	59%	0.0013	0.0000	0.0013
C-56185-1A	Fresno	Freestanding Non-Certified Wood Stove	Freestanding Certified Wood Stove	1.9		Non-Catalytic	FALSE	9/6/2017	11/8/2017	29.5	3.8	54%	68%	2.09	100%	0%	0.0475	0.0049	0.0426
C-56187-1A	Merced	Certified Wood Insert	Gas Insert				FALSE	9/12/2017	10/4/2017	14.5785	0	68%	68%	2.1	100%	0%	0.0236	0.0000	0.0236
C-56189-1A	Stanislaus	Open Hearth Fireplace	Certified Wood Insert	4.4		Non-Catalytic	TRUE	8/4/2017	8/17/2017	22.7	8.8	7%	68%	0.299465	54%	44%	0.0028	0.0001	0.0027
C-56206-1A	Fresno	Open Hearth Fireplace	Gas Insert				TRUE	9/21/2017	1/18/2018	22.7	0	7%	68%	0.299465	24%	59%	0.0013	0.0000	0.0013
C-56208-1A	Kings	Open Hearth Fireplace	Gas Insert				TRUE	8/3/2017	8/15/2017	22.7	0	7%	68%	0.299465	48%	48%	0.0025	0.0000	0.0025
C-56212-1A	San Joaquin	Open Hearth Fireplace	Gas Insert				TRUE	11/4/2017	11/20/2017	22.7	0	7%	68%	0.299465	61%	38%	0.0032	0.0000	0.0032
C-56215-1A	San Joaquin	Freestanding Non-Certified Wood Stove	Gas Insert				FALSE	8/28/2017	10/5/2017	29.5	0	54%	68%	1.15	100%	0%	0.0261	0.0000	0.0261
C-56247-1A	San Joaquin	Wood-burning firebox	Gas Fireplace				TRUE	9/21/2017	12/11/2017	22.7	0	7%	68%	0.299465	61%	38%	0.0032	0.0000	0.0032
C-56248-1A	Merced	Freestanding Non-Certified Wood Stove	Freestanding Gas Stove				TRUE	9/6/2017	10/18/2017	29.5	0	54%	68%	2.67	68%	32%	0.0409	0.0000	0.0409
C-56252-1A	San Joaquin	Open Hearth Fireplace	Certified Wood Insert	1.9		78 Hybrid	TRUE	8/28/2017	9/19/2017	22.7	3.8	7%	78%	0.299465	61%	38%	0.0032	0.0001	0.0031
C-56254-1A	Fresno	Open Hearth Fireplace	Certified Wood Insert	4.5		71 Non-Catalytic	TRUE	8/8/2017	9/19/2017	22.7	9	7%	71%	0.299465	24%	59%	0.0013	0.0001	0.0012
C-56255-1A	Fresno	Open Hearth Fireplace	Certified Pellet Insert	2.1		Non-Catalytic	TRUE	8/19/2017	9/8/2017	22.7	4.2	7%	68%	0.299465	24%	59%	0.0013	0.0000	0.0012
C-56256-1A	Fresno	Wood-Burning Firebox	Gas Insert				TRUE	9/26/2017	11/20/2017	22.7	0	7%	68%	0.299465	24%	59%	0.0013	0.0000	0.0013
C-56281-1A	Fresno	Open Hearth Fireplace	Gas Insert				TRUE	9/4/2017	9/26/2017	22.7	0	7%	68%	0.299465	24%	59%	0.0013	0.0000	0.0013
C-56291-1A	Fresno	Open Hearth Fireplace	Gas Insert				TRUE	8/11/2017	9/8/2017	22.7	0	7%	68%	0.299465	24%	59%	0.0013	0.0000	0.0013
C-56292-1A	Fresno	Open Hearth Fireplace	Gas Insert				TRUE	8/4/2017	9/8/2017	22.7	0	7%	68%	0.299465	24%	59%	0.0013	0.0000	0.0013
C-56324-1A	Fresno	Open Hearth Fireplace	Gas Insert				TRUE	8/21/2017	10/5/2017	22.7	0	7%	68%	0.299465	24%	59%	0.0013	0.0000	0.0013
C-56329-1A	Madera	Open Hearth Fireplace	Certified Wood Insert	4		74 Non-Catalytic	TRUE	10/2/2017	12/11/2017	22.7	8	7%	74%	0.299465	33%	57%	0.0017	0.0001	0.0017
C-56331-1A	Kern	Certified Wood Insert	Gas Insert				TRUE	2/5/2018	8/22/2018	14.5785	0	68%	68%	2.1	31%	51%	0.0073	0.0000	0.0073
C-56332-1A	Stanislaus	Freestanding Non-Certified Wood Stove	Gas Fireplace				TRUE	8/10/2017	10/25/2017	29.5	0	54%	68%	1.55	54%	44%	0.0191	0.0000	0.0191
C-56334-1A	Tulare	Open Hearth Fireplace	Certified Wood Insert	3.6		Non-Catalytic	FALSE	8/29/2017	11/8/2017	22.7	7.2	7%	68%	0.299465	100%	0%	0.0052	0.0002	0.0051
C-56336-1A	Tulare	Open Hearth Fireplace	Gas Insert				FALSE	8/26/2017	9/5/2017	22.7	0	7%	68%	0.299465	100%	0%	0.0052	0.0000	0.0052
C-56337-1A	Tulare	Freestanding Non-Certified Wood Stove	Gas Insert				FALSE	9/13/2017	10/5/2017	29.5	0	54%	68%	2.4	100%	0%	0.0545	0.0000	0.0545
C-56339-1A	Stanislaus	Open Hearth Fireplace	Certified Wood Insert	2.1		Non-Catalytic	FALSE	10/20/2017	11/8/2017	22.7	4.2	7%	68%	0.299465	100%	0%	0.0052	0.0001	0.0051
C-56372-1A	Fresno	Open Hearth Fireplace	Gas Insert				TRUE	8/15/2017	9/5/2017	22.7	0	7%	68%	0.299465	24%	59%	0.0013	0.0000	0.0013
C-56373-1A	San Joaquin	Freestanding Non-Certified Wood Stove	Gas Insert				TRUE	9/22/2017	10/18/2017	29.5	0	54%	68%	1.15	61%	38%	0.0159	0.0000	0.0159
C-56374-1A	Merced	Non-Certified Pellet Insert	Gas Insert				FALSE	10/20/2017	11/20/2017	2.9	0	68%	68%	2.1	100%	0%	0.0047	0.0000	0.0047
C-56375-1A	Stanislaus	Freestanding Non-Certified Wood Stove	Gas Insert				TRUE	10/11/2017	11/16/2017	29.5	0	54%	68%	1.55	54%	44%	0.0191	0.0000	0.0191
C-56421-1A	Tulare	Open Hearth Fireplace	Gas Insert				TRUE	8/28/2017	9/19/2017	22.7	0	7%	68%	0.299465	53%	43%	0.0028	0.0000	0.0028
C-56422-1A	Kern	Open Hearth Fireplace	Gas Insert				TRUE	8/24/2017	9/26/2017	22.7	0	7%	68%	0.299465	31%	51%	0.0016	0.0000	0.0016
C-56423-1A	Merced	Open Hearth Fireplace	Certified Wood Insert	2.6		Non-Catalytic	TRUE	8/25/2017	9/5/2017	22.7	5.2	7%	68%	0.299465	68%	32%	0.0035	0.0001	0.0034
C-56466-2B	Fresno	Open Hearth Fireplace	Gas Insert				TRUE	8/24/2017	9/14/2017	22.7	0	7%	68%	0.299465	24%	59%	0.0013	0.0000	0.0013
C-56467-1A	San Joaquin	Open Hearth Fireplace	Gas Insert				TRUE	9/29/2017	11/8/2017	22.7	0	7%	68%	0.299465	61%	38%	0.0032	0.0000	0.0032
C-56468-1A	San Joaquin	Non-Certified Pellet Insert	Certified Pellet Insert	1.1		Non-Catalytic	FALSE	9/25/2017	11/17/2017	2.9	2.2	68%	68%	2.1	100%	0%	0.0047	0.0036	0.0011
C-56469-1A	Fresno	Open Hearth Fireplace	Certified Wood Insert	3.5		Non-Catalytic	TRUE	8/15/2017	9/8/2017	22.7	7	7%	68%	0.299465	24%	59%	0.0013	0.0001	0.0012
C-56470-1A	Fresno	Wood-burning firebox	Gas Insert				TRUE	8/29/2017	12/27/2017	22.7	0	7%	68%	0.299465	24%	59%	0.0013	0.0000	0.0013
C-56472-1A	Stanislaus	Open Hearth Fireplace	Certified Pellet Insert	1.8		Non-Catalytic	TRUE	9/15/2017	10/4/2017	22.7	3.6	7%	68%	0.299465	54%	44%	0.0028	0.0001	0.0028
C-56473-1A	Merced	Open Hearth Fireplace	Gas Insert				FALSE	8/21/2017	9/19/2017	22.7	0	7%	68%	0.299465	100%	0%	0.0052	0.0000	0.0052
C-56474-1A	Stanislaus	Wood-Burning Firebox	Certified Wood Insert	3.4		Non-Catalytic	FALSE	8/15/2017	9/5/2017	22.7	6.8	7%	68%	0.299465	100%	0%	0.0052	0.0002	0.0051
C-56475-1A	Fresno	Wood-burning firebox	Certified Pellet Insert	2.1		Non-Catalytic	TRUE	8/12/2017	8/24/2017	22.7	4.2	7%	68%	0.299465	24%	59%	0.0013	0.0000	0.0012
C-56502-1A	Madera	Wood-burning firebox	Gas Insert				TRUE	8/30/2017	11/8/2017	22.7	0	7%	68%	0.299465	33%	57%	0.0017	0.0000	0.0017
C-56503-1A	Tulare	Freestanding Non-Certified Wood Stove	Gas Insert				TRUE	10/14/2017	11/8/2017	29.5	0	54%	68%	2.4	53%	43%	0.0291	0.0000	0.0291
C-56505-1A	Fresno	Freestanding Non-Certified Wood Stove	Freestanding Certified Wood Stove	3.6		74 Non-Catalytic	FALSE	8/23/2017	9/19/2017	29.5	7.2	54%	74%	2.09	100%	0%	0.0475	0.0085	0.0390
C-56507-1A	San Joaquin	Open Hearth Fireplace	Certified Wood Insert	1.9		Non-Catalytic	TRUE	10/10/2017	10/24/2017	22.7	3.8	7%	68%	0.299465	61%	38%	0.0032	0.0001	0.0031
C-56509-1A	Stanislaus	Open Hearth Fireplace	Gas Insert				TRUE	8/17/2017	9/5/2017	22.7	0	7%	68%	0.299465	54%	44%	0.0028	0.0000	0.0028
C-56511-1A	Stanislaus	Open Hearth Fireplace	Gas Insert				TRUE	11/8/2017	12/27/2017	22.7	0	7%	68%	0.299465	54%	44%	0.0028	0.0000	0.0028
C-56513-1A	Kern	Wood-burning firebox	Gas Fireplace				TRUE	12/5/2017	2/21/2018	22.7	0	7%	68%	0.299465	31%	51%	0.0016	0.0000	0.0016
C-56582-1A	Stanislaus	Open Hearth Fireplace	Gas Insert				TRUE	8/27/2017	9/19/2017	22.7	0	7%	68%	0.299465	54%	44%	0.0028	0.0000	0.0028
C-56586-1A	Madera	Open Hearth Fireplace	Gas Insert				FALSE	10/4/2017	11/8/2017	22.7	0	7%	68%	0.299465	100%	0%	0.0052	0.0000	0.0052
C-56589-1A	Fresno	Wood-burning firebox	Gas Fireplace				FALSE	8/31/2017	12/21/2017	22.7	0	7%	68%	0.299465	100%	0%	0.0052	0.0000	0.0052
C-56596-1A	Madera	Open Hearth Fireplace	Certified Wood Insert	4.1		Non-Catalytic	TRUE	8/26/2017	9/19/2017	22.7	8.2	7%	68%	0.299465	33%	57%	0.0017	0.0001	0.0017
C-56598-1A	Fresno	Non-Certified Pellet Insert	Gas Insert				TRUE	8/31/2017	10/4/2017	2.9	0	68%	68%	2.1	24%	59%	0.0011	0.0000	0.0011
C-56600-1A	Fresno	Open Hearth Fireplace	Gas Insert				TRUE	9/5/2017	10/23/2017	22.7	0	7%	68%	0.299465	24%	59%	0.0013	0.0000	0.0013
C-56602-1A	San Joaquin	Freestanding Non-Certified Wood Stove	Freestanding Certified Wood Stove	1.9		Non-Catalytic	TRUE	9/25/2017	10/18/2017	29.5	3.8	54%	68%	1.15	61%	38%	0.0159	0.0018	0.0141
C-56604-1A	Fresno	Open Hearth Fireplace	Gas Insert				TRUE	8/31/2017	9/19/2017	22.7	0	7%	68%	0.299465	24%	59%	0.0013	0.0000	0.0013
C-56609-1A	San Joaquin	Open Hearth Fireplace	Gas Insert				FALSE	10/17/2017	4/3/2018	22.7	0	7%	68%	0.299465	100%	0%	0.0052	0.0000	0.0052
C-56612-1A	Stanislaus	Open Hearth Fireplace	Gas Insert				TRUE	10/2/2017	10/18/2017	22.7	0	7%	68%	0.299465	54%	44%	0.0028	0.0000	0.0028
C-56614-1A	Stanislaus	Open Hearth Fireplace	Certified Pellet Insert	1.1		Non-Catalytic	TRUE	9/27/2017	10/23/2017	22.7	2.2	7%	68%	0.299465	54%	44%	0.0028	0.0000	0.0028
C-56755-1A	San Joaquin	Open Hearth Fireplace	Gas Insert				TRUE	9/25/2017	10/10/2017	22.7	0	7%	68%	0.299465	61%	38%	0.0032	0.0000	0.0032

SAN JOAQUIN VALLEY UNIFIED AIR POLLUTION CONTROL DISTRICT

2021 Annual Demonstration Report

August 31, 2022

Contract#	County	OldDeviceType	NewDeviceType	EmissionRating	OverallEfficiency	DeviceSubtype	PipedNatGas	InstallDate	ClaimDate	Emission Factor		Efficiency		FuelUse	Non-Curtailment %		Emissions (tpy PM2.5)		
										EF_Old	EF_New	Eff_Old	Eff_New		B _{all}	B _{reg}	Before	After	Reduction
C-57082-1A	Fresno	Open Hearth Fireplace	Gas Fireplace				FALSE	10/20/2017	1/18/2018	22.7	0	7%	68%	0.299465	100%	0%	0.0052	0.0000	0.0052
C-57108-1A	Madera	Freestanding Non-Certified Wood Stove	Freestanding Certified Wood Stove	0.45		80 Catalytic	FALSE	9/27/2017	10/18/2017	29.5	0.9	54%	80%	2.61	100%	0%	0.0593	0.0012	0.0581
C-57111-1A	Kern	Open Hearth Fireplace	Gas Insert				TRUE	10/31/2017	11/16/2017	22.7	0	7%	68%	0.299465	31%	51%	0.0016	0.0000	0.0016
C-57137-1A	Tulare	Open Hearth Fireplace	Gas Insert				TRUE	10/16/2017	11/28/2017	22.7	0	7%	68%	0.299465	53%	43%	0.0028	0.0000	0.0028
C-57139-1A	San Joaquin	Freestanding Non-Certified Wood Stove	Gas Insert				TRUE	9/29/2017	10/23/2017	29.5	0	54%	68%	1.15	61%	38%	0.0159	0.0000	0.0159
C-57140-1A	Stanislaus	Open Hearth Fireplace	Gas Insert				TRUE	10/19/2017	12/27/2017	22.7	0	7%	68%	0.299465	54%	44%	0.0028	0.0000	0.0028
C-57141-1A	Tulare	Freestanding Non-Certified Wood Stove	Freestanding Certified Wood Stove	3.1		Non-Catalytic	FALSE	9/29/2017	11/8/2017	29.5	6.2	54%	68%	2.4	100%	0%	0.0545	0.0091	0.0454
C-57142-1A	Fresno	Wood-burning firebox	Gas Insert				TRUE	10/2/2017	10/18/2017	22.7	0	7%	68%	0.299465	24%	59%	0.0013	0.0000	0.0013
C-57144-1A	San Joaquin	Open Hearth Fireplace	Gas Insert				TRUE	10/20/2017	11/8/2017	22.7	0	7%	68%	0.299465	61%	38%	0.0032	0.0000	0.0032
C-57188-1A	Fresno	Freestanding Non-Certified Pellet Stove	Freestanding Certified Pellet Stove	1.8		Non-Catalytic	FALSE	1/3/2018	2/14/2018	2.9	3.6	68%	68%	2.09	100%	0%	0.0047	0.0058	-0.0011
C-57189-1A	Fresno	Open Hearth Fireplace	Certified Wood Insert	4		74 Non-Catalytic	FALSE	8/28/2017	12/21/2017	22.7	8	7%	74%	0.299465	100%	0%	0.0052	0.0002	0.0051
C-57190-1A	Fresno	Freestanding Non-Certified Wood Stove	Freestanding Certified Wood Stove	2		Non-Catalytic	TRUE	10/30/2017	1/3/2018	29.5	4	54%	68%	2.09	24%	59%	0.0115	0.0017	0.0098
C-57191-1A	San Joaquin	Open Hearth Fireplace	Gas Insert				TRUE	8/30/2017	10/23/2017	22.7	0	7%	68%	0.299465	61%	38%	0.0032	0.0000	0.0032
C-57192-1A	San Joaquin	Wood-burning firebox	Gas Fireplace				TRUE	9/12/2017	9/26/2017	22.7	0	7%	68%	0.299465	61%	38%	0.0032	0.0000	0.0032
C-57193-1A	Merced	Open Hearth Fireplace	Certified Wood Insert	4.4		Non-Catalytic	TRUE	11/2/2017	11/20/2017	22.7	8.8	7%	68%	0.299465	68%	32%	0.0035	0.0002	0.0034
C-57195-1A	Tulare	Freestanding Non-Certified Wood Stove	Gas Insert				FALSE	11/23/2017	12/20/2017	29.5	0	54%	68%	2.4	100%	0%	0.0545	0.0000	0.0545
C-57197-1A	Madera	Open Hearth Fireplace	Gas Fireplace				FALSE	9/19/2017	11/17/2017	22.7	0	7%	68%	0.299465	100%	0%	0.0052	0.0000	0.0052
C-57198-1A	Fresno	Open Hearth Fireplace	Gas Insert				TRUE	9/12/2017	10/4/2017	22.7	0	7%	68%	0.299465	24%	59%	0.0013	0.0000	0.0013
C-57227-1A	Kern	Wood-burning firebox	Gas Insert				FALSE	9/5/2017	3/15/2018	22.7	0	7%	68%	0.299465	100%	0%	0.0052	0.0000	0.0052
C-57228-1A	Madera	Open Hearth Fireplace	Certified Pellet Insert	1.1		Non-Catalytic	TRUE	9/11/2017	10/4/2017	22.7	2.2	7%	68%	0.299465	33%	57%	0.0017	0.0000	0.0017
C-57229-1A	Fresno	Open Hearth Fireplace	Gas Insert				TRUE	8/30/2017	11/8/2017	22.7	0	7%	68%	0.299465	24%	59%	0.0013	0.0000	0.0013
C-57230-1A	Madera	Freestanding Non-Certified Wood Stove	Freestanding Certified Wood Stove	3.4		72 Non-Catalytic	TRUE	10/12/2017	11/8/2017	29.5	6.8	54%	72%	2.61	33%	57%	0.0198	0.0042	0.0155
C-57231-1A	Fresno	Non-Certified Wood Insert	Certified Wood Insert	1.7		76 Catalytic	FALSE	9/18/2017	11/8/2017	29.5	3.4	54%	76%	2.1	100%	0%	0.0477	0.0039	0.0438
C-57232-1A	Merced	Freestanding Certified Wood Stove	Freestanding Gas Stove				FALSE	12/23/2017	3/15/2018	14.5785	0	68%	68%	2.67	100%	0%	0.0300	0.0000	0.0300
C-57237-1A	San Joaquin	Wood-burning firebox	Gas Fireplace				TRUE	10/12/2017	12/27/2017	22.7	0	7%	68%	0.299465	61%	38%	0.0032	0.0000	0.0032
C-57239-1A	Tulare	Wood-burning firebox	Gas Insert				TRUE	9/27/2017	10/23/2017	22.7	0	7%	68%	0.299465	53%	43%	0.0028	0.0000	0.0028
C-57243-1A	San Joaquin	Open Hearth Fireplace	Certified Wood Insert	3.6		Non-Catalytic	TRUE	9/11/2017	12/6/2017	22.7	7.2	7%	68%	0.299465	61%	38%	0.0032	0.0001	0.0031
C-57244-1A	San Joaquin	Freestanding Non-Certified Wood Stove	Gas Insert				TRUE	9/12/2017	10/11/2017	29.5	0	54%	68%	1.15	61%	38%	0.0159	0.0000	0.0159
C-57245-1A	Fresno	Freestanding Non-Certified Wood Stove	Freestanding Certified Pellet Stove	0.67		Non-Catalytic	TRUE	10/5/2017	12/11/2017	29.5	1.34	54%	68%	2.09	24%	59%	0.0115	0.0006	0.0109
C-57268-1A	Kern	Wood-burning firebox	Gas Fireplace				TRUE	8/29/2017	12/6/2017	22.7	0	7%	68%	0.299465	31%	51%	0.0016	0.0000	0.0016
C-57269-1A	Kings	Open Hearth Fireplace	Gas Insert				FALSE	9/13/2017	10/10/2017	22.7	0	7%	68%	0.299465	100%	0%	0.0052	0.0000	0.0052
C-57270-1A	Merced	Open Hearth Fireplace	Certified Wood Insert	2.6		Non-Catalytic	TRUE	10/5/2017	10/18/2017	22.7	5.2	7%	68%	0.299465	68%	32%	0.0035	0.0001	0.0034
C-57271-1A	Fresno	Wood-Burning Firebox	Certified Wood Insert	2.6		Non-Catalytic	TRUE	10/10/2017	11/1/2017	22.7	5.2	7%	68%	0.299465	24%	59%	0.0013	0.0000	0.0012
C-57280-1A	Tulare	Open Hearth Fireplace	Gas Insert				TRUE	9/21/2017	10/10/2017	22.7	0	7%	68%	0.299465	53%	43%	0.0028	0.0000	0.0028
C-57281-1A	San Joaquin	Freestanding Non-Certified Wood Stove	Gas Insert				FALSE	9/7/2017	9/26/2017	29.5	0	54%	68%	1.15	100%	0%	0.0261	0.0000	0.0261
C-57293-1A	Stanislaus	Open Hearth Fireplace	Certified Wood Insert	3.1		Non-Catalytic	FALSE	10/20/2017	3/28/2018	22.7	6.2	7%	68%	0.299465	100%	0%	0.0052	0.0001	0.0051
C-57294-1A	Stanislaus	Open Hearth Fireplace	Gas Insert				TRUE	10/12/2017	11/8/2017	22.7	0	7%	68%	0.299465	54%	44%	0.0028	0.0000	0.0028
C-57296-1A	Stanislaus	Freestanding Non-Certified Wood Stove	Gas Insert				TRUE	12/11/2017	1/18/2018	29.5	0	54%	68%	1.55	54%	44%	0.0191	0.0000	0.0191
C-57297-1A	Merced	Certified Wood Insert	Gas Insert				TRUE	10/20/2017	12/21/2017	14.5785	0	68%	68%	2.1	68%	32%	0.0159	0.0000	0.0159
C-57329-1A	San Joaquin	Freestanding Non-Certified Wood Stove	Freestanding Certified Wood Stove	4.2		Non-Catalytic	TRUE	10/21/2017	12/11/2017	29.5	8.4	54%	68%	1.15	61%	38%	0.0159	0.0039	0.0120
C-57334-1A	Stanislaus	Open Hearth Fireplace	Gas Insert				TRUE	9/7/2017	9/14/2017	22.7	0	7%	68%	0.299465	54%	44%	0.0028	0.0000	0.0028
C-57359-2B	Kern	Wood-burning firebox	Gas Insert				TRUE	10/30/2017	11/15/2017	22.7	0	7%	68%	0.299465	31%	51%	0.0016	0.0000	0.0016
C-57361-1A	San Joaquin	Certified Pellet Insert	Gas Insert				FALSE	9/5/2017	9/26/2017	2.9	0	68%	68%	2.1	100%	0%	0.0047	0.0000	0.0047
C-57363-1A	Stanislaus	Freestanding Non-Certified Wood Stove	Freestanding Certified Wood Stove	2.2		Non-Catalytic	TRUE	10/4/2017	12/21/2017	29.5	4.4	54%	68%	1.55	54%	44%	0.0191	0.0025	0.0166
C-57375-1A	Fresno	Wood-burning firebox	Gas Insert				FALSE	12/13/2017	12/20/2017	22.7	0	7%	68%	0.299465	100%	0%	0.0052	0.0000	0.0052
C-57382-1A	Merced	Open Hearth Fireplace	Certified Wood Insert	2.7		Non-Catalytic	FALSE	10/25/2018	3/15/2018	22.7	5.4	7%	68%	0.299465	100%	0%	0.0052	0.0001	0.0051
C-57392-1A	Stanislaus	Freestanding Non-Certified Wood Stove	Gas Insert				TRUE	10/6/2017	11/8/2017	29.5	0	54%	68%	1.55	54%	44%	0.0191	0.0000	0.0191
C-57393-1A	Stanislaus	Open Hearth Fireplace	Gas Insert				TRUE	9/14/2017	10/4/2017	22.7	0	7%	68%	0.299465	54%	44%	0.0028	0.0000	0.0028
C-57410-1A	Stanislaus	Open Hearth Fireplace	Gas Fireplace				TRUE	9/12/2017	10/10/2017	22.7	0	7%	68%	0.299465	54%	44%	0.0028	0.0000	0.0028
C-57413-1A	Stanislaus	Open Hearth Fireplace	Certified Wood Insert	4.4		Non-Catalytic	TRUE	11/2/2017	11/28/2017	22.7	8.8	7%	68%	0.299465	54%	44%	0.0028	0.0001	0.0027
C-57414-1A	San Joaquin	Open Hearth Fireplace	Gas Fireplace				FALSE	10/5/2017	11/28/2017	22.7	0	7%	68%	0.299465	100%	0%	0.0052	0.0000	0.0052
C-57415-1A	Fresno	Freestanding Non-Certified Wood Stove	Freestanding Certified Pellet Stove	1.5		Non-Catalytic	TRUE	9/12/2017	10/10/2017	29.5	3	54%	68%	2.09	24%	59%	0.0115	0.0012	0.0102
C-57416-1A	Fresno	Freestanding Non-Certified Wood Stove	Freestanding Certified Wood Stove	4.1		Non-Catalytic	FALSE	10/10/2017	11/8/2017	29.5	8.2	54%	68%	2.09	100%	0%	0.0475	0.0105	0.0370
C-57417-1A	Kings	Non-Certified Pellet Insert	Gas Insert				TRUE	9/14/2017	10/18/2017	2.9	0	68%	68%	2.1	48%	48%	0.0022	0.0000	0.0022
C-57418-1A	Fresno	Open Hearth Fireplace	Gas Insert				TRUE	9/11/2017	9/26/2017	22.7	0	7%	68%	0.299465	24%	59%	0.0013	0.0000	0.0013
C-57419-1A	Merced	Open Hearth Fireplace	Gas Insert				TRUE	9/21/2017	10/23/2017	22.7	0	7%	68%	0.299465	68%	32%	0.0035	0.0000	0.0035
C-57420-1A	Kern	Open Hearth Fireplace	Gas Insert				TRUE	9/11/2017	10/10/2017	22.7	0	7%	68%	0.299465	31%	51%	0.0016	0.0000	0.0016
C-57421-1A	San Joaquin	Non-Certified Wood Insert	Certified Wood Insert	4.4		Non-Catalytic	TRUE	9/28/2017	10/23/2017	29.5	8.8	54%	68%	2.1	61%	38%	0.0290	0.0075	0.0216
C-57422-1A	San Joaquin	Open Hearth Fireplace	Certified Pellet Insert																

SAN JOAQUIN VALLEY UNIFIED AIR POLLUTION CONTROL DISTRICT

2021 Annual Demonstration Report

August 31, 2022

Contract#	County	OldDeviceType	NewDeviceType	EmissionRating	OverallEfficiency	DeviceSubtype	PipedNatGa	InstallDate	ClaimDate	Emission Factor		Efficiency		FuelUse	Non-Curtailment %		Emissions (tpy PM2.5)		
										EF_Old	EF_New	Eff_Old	Eff_New		B_all	B_reg	Before	After	Reduction
C-57535-1A	Fresno	Open Hearth Fireplace	Gas Insert				TRUE	9/21/2017	10/24/2017	22.7	0	7%	68%	0.299465	24%	59%	0.0013	0.0000	0.0013
C-57549-1A	San Joaquin	Wood-burning firebox	Gas Insert				TRUE	10/13/2017	11/8/2017	22.7	0	7%	68%	0.299465	61%	38%	0.0032	0.0000	0.0032
C-57550-1A	Stanislaus	Freestanding Non-Certified Wood Stove	Freestanding Certified Wood Stove	2		Non-Catalytic	FALSE	10/20/2017	12/20/2017	29.5	4	54%	68%	1.55	100%	0%	0.0352	0.0038	0.0314
C-57580-1A	Madera	Wood-burning firebox	Freestanding Certified Wood Stove	3.4		Non-Catalytic	FALSE	11/22/2017	1/10/2018	22.7	6.8	7%	68%	0.299465	100%	0%	0.0052	0.0002	0.0051
C-57581-1A	Fresno	Open Hearth Fireplace	Certified Pellet Insert	2.1		Non-Catalytic	TRUE	9/16/2017	9/26/2017	22.7	4.2	7%	68%	0.299465	24%	59%	0.0013	0.0000	0.0012
C-57582-1A	Stanislaus	Open Hearth Fireplace	Certified Wood Insert	3.5		Non-Catalytic	TRUE	11/18/2017	1/9/2018	22.7	7	7%	68%	0.299465	54%	44%	0.0028	0.0001	0.0027
C-57584-1A	San Joaquin	Open Hearth Fireplace	Gas Insert				TRUE	9/29/2017	11/8/2017	22.7	0	7%	68%	0.299465	61%	38%	0.0032	0.0000	0.0032
C-57585-1A	San Joaquin	Open Hearth Fireplace	Gas Insert				TRUE	10/12/2017	12/11/2017	22.7	0	7%	68%	0.299465	61%	38%	0.0032	0.0000	0.0032
C-57586-1A	San Joaquin	Open Hearth Fireplace	Gas Insert				TRUE	9/27/2017	10/18/2017	22.7	0	7%	68%	0.299465	61%	38%	0.0032	0.0000	0.0032
C-57587-2B	Fresno	Open Hearth Fireplace	Gas Insert				TRUE	10/6/2017	4/3/2018	22.7	0	7%	68%	0.299465	24%	59%	0.0013	0.0000	0.0013
C-57588-1A	Kings	Open Hearth Fireplace	Gas Insert				TRUE	10/20/2017	11/15/2017	22.7	0	7%	68%	0.299465	48%	48%	0.0025	0.0000	0.0025
C-57589-1A	Tulare	Freestanding Non-Certified Wood Stove	Gas Fireplace				TRUE	11/21/2017	12/11/2017	29.5	0	54%	68%	2.4	53%	43%	0.0291	0.0000	0.0291
C-57623-1A	Stanislaus	Open Hearth Fireplace	Gas Insert				TRUE	10/12/2017	1/10/2018	22.7	0	7%	68%	0.299465	54%	44%	0.0028	0.0000	0.0028
C-57624-1A	Tulare	Non-Certified Wood Insert	Certified Wood Insert	1.8		80 Catalytic	FALSE	10/25/2017	12/6/2017	29.5	3.6	54%	80%	2.1	100%	0%	0.0477	0.0039	0.0438
C-57634-1A	Stanislaus	Freestanding Non-Certified Wood Stove	Freestanding Gas Stove				TRUE	12/1/2017	12/21/2017	29.5	0	54%	68%	1.55	54%	44%	0.0191	0.0000	0.0191
C-57646-1A	Fresno	Wood-burning firebox	Gas Fireplace				TRUE	1/26/2018	3/15/2018	22.7	0	7%	68%	0.299465	24%	59%	0.0013	0.0000	0.0013
C-57649-1A	Fresno	Non-Certified Wood Insert	Gas Insert				TRUE	2/27/2019	5/1/2019	29.5	0	54%	68%	2.1	24%	59%	0.0115	0.0000	0.0115
C-57651-1A	Fresno	Wood-Burning Firebox	Certified Wood Insert	2.6		Non-Catalytic	TRUE	9/22/2017	10/10/2017	22.7	5.2	7%	68%	0.299465	24%	59%	0.0013	0.0000	0.0012
C-57652-1A	Stanislaus	Open Hearth Fireplace	Gas Insert				TRUE	10/18/2017	11/15/2017	22.7	0	7%	68%	0.299465	54%	44%	0.0028	0.0000	0.0028
C-57654-1A	San Joaquin	Freestanding Non-Certified Wood Stove	Gas Insert				TRUE	9/27/2017	10/19/2017	29.5	0	54%	68%	1.15	61%	38%	0.0159	0.0000	0.0159
C-57655-1A	Madera	Wood-burning firebox	Gas Insert				TRUE	11/3/2017	1/9/2018	22.7	0	7%	68%	0.299465	33%	57%	0.0017	0.0000	0.0017
C-57695-1A	San Joaquin	Non-Certified Pellet Insert	Certified Pellet Insert	1.5		76 Non-Catalytic	TRUE	9/29/2017	10/18/2017	2.9	3	68%	76%	2.1	61%	38%	0.0029	0.0029	0.0000
C-57715-1A	Fresno	Open Hearth Fireplace	Certified Wood Insert	2.5		Non-Catalytic	FALSE	9/21/2017	10/10/2017	22.7	5	7%	68%	0.299465	100%	0%	0.0052	0.0001	0.0051
C-57721-1A	Fresno	Wood-burning firebox	Certified Pellet Insert	2.1		Non-Catalytic	TRUE	10/8/2017	10/18/2017	22.7	4.2	7%	68%	0.299465	24%	59%	0.0013	0.0000	0.0012
C-57722-1A	Stanislaus	Wood-burning firebox	Gas Fireplace				TRUE	10/4/2017	11/8/2017	22.7	0	7%	68%	0.299465	54%	44%	0.0028	0.0000	0.0028
C-57723-1A	Fresno	Open Hearth Fireplace	Gas Insert				TRUE	10/5/2017	10/23/2017	22.7	0	7%	68%	0.299465	24%	59%	0.0013	0.0000	0.0013
C-57725-1A	Madera	Open Hearth Fireplace	Certified Wood Insert	4.1		Non-Catalytic	TRUE	9/29/2017	11/28/2017	22.7	8.2	7%	68%	0.299465	33%	57%	0.0017	0.0001	0.0017
C-57726-1A	Merced	Open Hearth Fireplace	Gas Insert				TRUE	9/26/2017	11/17/2017	22.7	0	7%	68%	0.299465	68%	32%	0.0035	0.0000	0.0035
C-57748-1A	Fresno	Open Hearth Fireplace	Gas Insert				TRUE	10/16/2017	11/8/2017	22.7	0	7%	68%	0.299465	24%	59%	0.0013	0.0000	0.0013
C-57749-1A	Kern	Open Hearth Fireplace	Gas Insert				FALSE	10/9/2017	11/8/2017	22.7	0	7%	68%	0.299465	100%	0%	0.0052	0.0000	0.0052
C-57751-1A	San Joaquin	Wood-burning firebox	Gas Insert				FALSE	10/19/2017	12/11/2017	22.7	0	7%	68%	0.299465	100%	0%	0.0052	0.0000	0.0052
C-57753-1A	Stanislaus	Wood-Burning Firebox	Certified Pellet Insert	1.3		Non-Catalytic	TRUE	10/26/2017	11/16/2017	22.7	2.6	7%	68%	0.299465	54%	44%	0.0028	0.0000	0.0028
C-57789-1A	Stanislaus	Open Hearth Fireplace	Certified Wood Insert	4.5		75 Non-Catalytic	FALSE	9/20/2017	10/10/2017	22.7	9	7%	75%	0.299465	100%	0%	0.0052	0.0002	0.0050
C-57816-1A	Stanislaus	Freestanding Non-Certified Wood Stove	Gas Insert				TRUE	10/6/2017	10/25/2017	29.5	0	54%	68%	1.55	54%	44%	0.0191	0.0000	0.0191
C-57817-1A	Tulare	Open Hearth Fireplace	Gas Insert				TRUE	11/4/2017	11/28/2017	22.7	0	7%	68%	0.299465	53%	43%	0.0028	0.0000	0.0028
C-57818-1A	San Joaquin	Wood-burning firebox	Gas Insert				TRUE	10/22/2017	11/16/2017	22.7	0	7%	68%	0.299465	61%	38%	0.0032	0.0000	0.0032
C-57820-1A	Madera	Open Hearth Fireplace	Gas Insert				TRUE	10/18/2017	11/8/2017	22.7	0	7%	68%	0.299465	33%	57%	0.0017	0.0000	0.0017
C-57821-1A	Fresno	Wood-burning firebox	Gas Insert				TRUE	9/23/2017	10/10/2017	22.7	0	7%	68%	0.299465	24%	59%	0.0013	0.0000	0.0013
C-57823-1A	San Joaquin	Open Hearth Fireplace	Gas Insert				TRUE	10/10/2017	11/8/2017	22.7	0	7%	68%	0.299465	61%	38%	0.0032	0.0000	0.0032
C-57824-1A	San Joaquin	Open Hearth Fireplace	Gas Insert				TRUE	10/11/2017	10/24/2017	22.7	0	7%	68%	0.299465	61%	38%	0.0032	0.0000	0.0032
C-57865-1A	Tulare	Open Hearth Fireplace	Gas Insert				TRUE	11/4/2017	11/20/2017	22.7	0	7%	68%	0.299465	53%	43%	0.0028	0.0000	0.0028
C-57870-1A	Fresno	Wood-Burning Firebox	Certified Wood Insert	2.6		Non-Catalytic	TRUE	10/4/2017	10/25/2017	22.7	5.2	7%	68%	0.299465	24%	59%	0.0013	0.0000	0.0012
C-57871-1A	San Joaquin	Open Hearth Fireplace	Gas Insert				FALSE	11/3/2017	11/28/2017	22.7	0	7%	68%	0.299465	100%	0%	0.0052	0.0000	0.0052
C-57872-1A	Tulare	Open Hearth Fireplace	Gas Insert				TRUE	10/1/2017	10/10/2017	22.7	0	7%	68%	0.299465	53%	43%	0.0028	0.0000	0.0028
C-57873-1A	Tulare	Wood-burning firebox	Gas Insert				TRUE	10/1/2017	10/10/2017	22.7	0	7%	68%	0.299465	53%	43%	0.0028	0.0000	0.0028
C-57874-1A	Tulare	Open Hearth Fireplace	Gas Insert				TRUE	10/14/2017	10/23/2017	22.7	0	7%	68%	0.299465	53%	43%	0.0028	0.0000	0.0028
C-57875-1A	Kings	Open Hearth Fireplace	Certified Pellet Insert	2.1		Non-Catalytic	FALSE	10/15/2017	10/23/2017	22.7	4.2	7%	68%	0.299465	100%	0%	0.0052	0.0001	0.0051
C-57876-1A	Madera	Wood-burning firebox	Certified Pellet Insert	2.1		Non-Catalytic	TRUE	10/21/2017	11/1/2017	22.7	4.2	7%	68%	0.299465	33%	57%	0.0017	0.0000	0.0017
C-57877-1A	Tulare	Wood-burning firebox	Gas Insert				TRUE	9/30/2017	10/10/2017	22.7	0	7%	68%	0.299465	53%	43%	0.0028	0.0000	0.0028
C-57879-1A	San Joaquin	Freestanding Non-Certified Pellet Stove	Freestanding Gas Stove				FALSE	12/12/2017	1/10/2018	2.9	0	68%	68%	1.15	100%	0%	0.0026	0.0000	0.0026
C-57881-1A	Tulare	Open Hearth Fireplace	Gas Insert				TRUE	10/30/2017	11/17/2017	22.7	0	7%	68%	0.299465	53%	43%	0.0028	0.0000	0.0028
C-57883-1A	Kings	Open Hearth Fireplace	Gas Insert				FALSE	9/28/2017	11/8/2017	22.7	0	7%	68%	0.299465	100%	0%	0.0052	0.0000	0.0052
C-57884-1A	Madera	Open Hearth Fireplace	Gas Insert				TRUE	10/13/2017	11/17/2017	22.7	0	7%	68%	0.299465	33%	57%	0.0017	0.0000	0.0017
C-57885-1A	Fresno	Open Hearth Fireplace	Gas Insert				TRUE	10/31/2017	11/27/2017	22.7	0	7%	68%	0.299465	24%	59%	0.0013	0.0000	0.0013
C-57887-1A	Fresno	Open Hearth Fireplace	Certified Wood Insert	3.6		Non-Catalytic	TRUE	10/12/2017	11/8/2017	22.7	7.2	7%	68%	0.299465	24%	59%	0.0013	0.0001	0.0012
C-57908-1A	San Joaquin	Open Hearth Fireplace	Certified Wood Insert	3.6		Non-Catalytic	TRUE	10/15/2017	10/23/2017	22.7	7.2	7%	68%	0.299465	61%	38%	0.0032	0.0001	0.0031
C-57909-1A	San Joaquin	Open Hearth Fireplace	Gas Insert				TRUE	10/23/2017	11/8/2017	22.7	0	7%	68%	0.299465	61%	38%	0.0032	0.0000	0.0032
C-57910-1A	Merced	Wood-burning firebox	Gas Insert				TRUE	11/15/2017	12/11/2017	22.7	0	7%	68%	0.299465	68%	32%	0.0035	0.0000	0.0035
C-57911-1A	Tulare	Open Hearth Fireplace	Gas Insert				FALSE	10/24/2017	12/11/2017	22.7	0	7%	68%	0.299465	100%	0%	0.0052	0.0000	0.0052
C-57912-1A	San Joaquin	Open Hearth Fireplace	Gas Insert				TRUE	10/29/2017	12/11/2017	22.7	0	7%	68%	0.299465	61%	38%	0.0032	0.0000	0.0032
C-57913-1A	Fresno	Open Hearth Fireplace	Certified Wood Insert	0.58		80 Catalytic	TRUE	11/9/2017	12/21/2017	22.7	1.16	7%	80%	0.299465	24%	59%	0.0013	0.0000	0.0013
C-57914-1A	Fresno	Freestanding Non-Certified Wood Stove	Freestanding Certified Pellet Stove	4		Non-Catalytic	FALSE	10/17/2017	1/10/2018	29.5	8	54%	68%	2.09	100%	0%	0.0475	0.0102	0.0373
C-57915-1A	Fresno	Open Hearth Fireplace	Certified Pellet Insert	1.5		70 Non-Catalytic	TRUE	10/11/2017	10/23/2017	22.7	3	7%	70%	0.299465	24%	59%	0.0013	0.0000	0.0012
C-57916-1A	Kern	Open Hearth Fireplace	Gas Insert				FALSE	9/26/2017	10/18/2017	22.7	0	7%	68%	0.299465	100%	0%	0.0052	0.0000	0.0052
C-57917-1A	Kern	Open Hearth Fireplace	Gas Insert				TRUE	10/5/2017	10/18/2017	22.7	0	7%	68%	0.299465	31%	51%	0.0016	0.0000	0.0016
C-57918-1A	Kern	Wood-burning firebox	Gas Insert				FALSE	10/9/2017	11/27/2017	22.7	0	7%	68%	0.299465	100%	0%</			

SAN JOAQUIN VALLEY UNIFIED AIR POLLUTION CONTROL DISTRICT

2021 Annual Demonstration Report

August 31, 2022

Contract#	County	OldDeviceType	NewDeviceType	EmissionRating	OverallEfficiency	DeviceSubtype	PipedNatGa	InstallDate	ClaimDate	Emission Factor		Efficiency		FuelUse	Non-Curtailment %		Emissions (tpy PM2.5)		
										EF_Old	EF_New	Eff_Old	Eff_New		B _{all}	B _{reg}	Before	After	Reduction
C-57993-1A	Merced	Freestanding Non-Certified Wood Stove	Freestanding Certified Wood Stove	1.1		Catalytic	FALSE	10/31/2017	11/15/2017	29.5	2.2	54%	68%	2.67	100%	0%	0.0606	0.0036	0.0571
C-57994-1A	Fresno	Open Hearth Fireplace	Gas Insert				TRUE	10/16/2017	11/1/2017	22.7	0	7%	68%	0.299465	24%	59%	0.0013	0.0000	0.0013
C-57995-1A	San Joaquin	Freestanding Non-Certified Wood Stove	Freestanding Certified Wood Stove	4		Non-Catalytic	FALSE	11/17/2017	3/13/2018	29.5	8	54%	68%	1.15	100%	0%	0.0261	0.0056	0.0205
C-57996-1A	Fresno	Freestanding Non-Certified Wood Stove	Freestanding Gas Stove				FALSE	10/24/2017	11/16/2017	29.5	0	54%	68%	2.09	100%	0%	0.0475	0.0000	0.0475
C-57997-1A	Stanislaus	Freestanding Non-Certified Wood Stove	Freestanding Certified Wood Stove	2		69 Non-Catalytic	TRUE	11/3/2017	11/15/2017	29.5	4	54%	69%	1.55	54%	44%	0.0191	0.0023	0.0168
C-57999-1A	Fresno	Open Hearth Fireplace	Certified Pellet Insert	2.1		Non-Catalytic	TRUE	10/7/2017	10/18/2017	22.7	4.2	7%	68%	0.299465	24%	59%	0.0013	0.0000	0.0012
C-58000-1A	Fresno	Freestanding Non-Certified Wood Stove	Gas Insert				TRUE	10/28/2017	11/15/2017	29.5	0	54%	68%	2.09	24%	59%	0.0115	0.0000	0.0115
C-58003-1A	Madera	Freestanding Non-Certified Pellet Stove	Freestanding Gas Stove				TRUE	10/31/2017	11/16/2017	2.9	0	68%	68%	2.61	33%	57%	0.0019	0.0000	0.0019
C-58027-1A	Tulare	Open Hearth Fireplace	Gas Insert				TRUE	10/19/2017	11/15/2017	22.7	0	7%	68%	0.299465	53%	43%	0.0028	0.0000	0.0028
C-58031-1A	Fresno	Non-Certified Wood Insert	Certified Wood Insert	4.2		Non-Catalytic	FALSE	11/9/2017	12/27/2017	29.5	8.4	54%	68%	2.1	100%	0%	0.0477	0.0108	0.0369
C-58035-1A	Tulare	Open Hearth Fireplace	Gas Insert				TRUE	10/25/2017	11/16/2017	22.7	0	7%	68%	0.299465	53%	43%	0.0028	0.0000	0.0028
C-58037-1A	Merced	Freestanding Non-Certified Wood Stove	Freestanding Certified Wood Stove	4.5		75 Non-Catalytic	FALSE	12/1/2017	12/21/2017	29.5	9	54%	75%	2.67	100%	0%	0.0606	0.0133	0.0473
C-58038-1A	Fresno	Open Hearth Fireplace	Gas Insert				TRUE	10/19/2017	11/8/2017	22.7	0	7%	68%	0.299465	24%	59%	0.0013	0.0000	0.0013
C-58039-1A	Fresno	Non-Certified Wood Insert	Certified Wood Insert	1.9		Non-Catalytic	FALSE	10/25/2017	11/27/2017	29.5	3.8	54%	68%	2.1	100%	0%	0.0477	0.0049	0.0428
C-58043-1A	Tulare	Open Hearth Fireplace	Gas Insert				TRUE	10/14/2017	10/24/2017	22.7	0	7%	68%	0.299465	53%	43%	0.0028	0.0000	0.0028
C-58081-1A	Fresno	Open Hearth Fireplace	Gas Insert				TRUE	11/1/2017	1/23/2018	22.7	0	7%	68%	0.299465	24%	59%	0.0013	0.0000	0.0013
C-58088-1A	San Joaquin	Open Hearth Fireplace	Certified Wood Insert	4.4		Non-Catalytic	TRUE	10/18/2017	12/27/2017	22.7	8.8	7%	68%	0.299465	61%	38%	0.0032	0.0001	0.0030
C-58089-1A	Kern	Wood-burning firebox	Gas Insert				FALSE	10/18/2017	11/8/2017	22.7	0	7%	68%	0.299465	100%	0%	0.0052	0.0000	0.0052
C-58090-1A	Tulare	Freestanding Non-Certified Wood Stove	Freestanding Certified Wood Stove	3.6		Non-Catalytic	FALSE	10/28/2017	11/16/2017	29.5	7.2	54%	68%	2.4	100%	0%	0.0545	0.0106	0.0439
C-58091-1A	Stanislaus	Open Hearth Fireplace	Gas Insert				TRUE	10/26/2017	11/16/2017	22.7	0	7%	68%	0.299465	54%	44%	0.0028	0.0000	0.0028
C-58092-1A	Stanislaus	Open Hearth Fireplace	Gas Insert				TRUE	10/5/2017	10/18/2017	22.7	0	7%	68%	0.299465	54%	44%	0.0028	0.0000	0.0028
C-58093-1A	Stanislaus	Open Hearth Fireplace	Gas Insert				TRUE	11/8/2017	11/27/2017	22.7	0	7%	68%	0.299465	54%	44%	0.0028	0.0000	0.0028
C-58094-1A	Kern	Open Hearth Fireplace	Gas Insert				TRUE	10/25/2017	11/16/2017	22.7	0	7%	68%	0.299465	31%	51%	0.0016	0.0000	0.0016
C-58105-1A	Madera	Open Hearth Fireplace	Certified Wood Insert	3.6		Non-Catalytic	TRUE	10/19/2017	12/13/2017	22.7	7.2	7%	68%	0.299465	33%	57%	0.0017	0.0001	0.0017
C-58106-1A	Fresno	Open Hearth Fireplace	Gas Insert				TRUE	10/6/2017	11/8/2017	22.7	0	7%	68%	0.299465	24%	59%	0.0013	0.0000	0.0013
C-58107-1A	Kings	Non-Certified Wood Insert	Certified Wood Insert	4.1		Non-Catalytic	FALSE	10/17/2017	11/8/2017	29.5	8.2	54%	68%	2.1	100%	0%	0.0477	0.0105	0.0372
C-58108-1A	Fresno	Non-Certified Pellet Insert	Gas Insert				FALSE	10/10/2017	11/8/2017	2.9	0	68%	68%	2.1	100%	0%	0.0047	0.0000	0.0047
C-58112-1A	Fresno	Open Hearth Fireplace	Gas Insert				FALSE	12/21/2017	3/13/2018	22.7	0	7%	68%	0.299465	100%	0%	0.0052	0.0000	0.0052
C-58113-1A	San Joaquin	Freestanding Non-Certified Wood Stove	Gas Insert				TRUE	10/27/2017	2/6/2018	29.5	0	54%	68%	1.15	61%	38%	0.0159	0.0000	0.0159
C-58114-1A	Fresno	Wood-burning firebox	Gas Insert				TRUE	11/4/2017	11/16/2017	22.7	0	7%	68%	0.299465	24%	59%	0.0013	0.0000	0.0013
C-58117-1A	Fresno	Wood-burning firebox	Gas Insert				TRUE	11/15/2017	12/7/2017	22.7	0	7%	68%	0.299465	24%	59%	0.0013	0.0000	0.0013
C-58118-1A	Fresno	Open Hearth Fireplace	Gas Insert				TRUE	11/6/2017	1/11/2018	22.7	0	7%	68%	0.299465	24%	59%	0.0013	0.0000	0.0013
C-58119-1A	Fresno	Open Hearth Fireplace	Gas Insert				TRUE	10/12/2017	11/8/2017	22.7	0	7%	68%	0.299465	24%	59%	0.0013	0.0000	0.0013
C-58120-1A	Fresno	Open Hearth Fireplace	Gas Insert				TRUE	10/31/2018	2/6/2019	22.7	0	7%	68%	0.299465	24%	59%	0.0013	0.0000	0.0013
C-58122-1A	Tulare	Freestanding Non-Certified Wood Stove	Gas Fireplace				TRUE	10/21/2017	11/8/2017	29.5	0	54%	68%	2.4	53%	43%	0.0291	0.0000	0.0291
C-58135-1A	Fresno	Wood-burning firebox	Gas Fireplace				FALSE	10/24/2017	12/27/2017	22.7	0	7%	68%	0.299465	100%	0%	0.0052	0.0000	0.0052
C-58136-1A	San Joaquin	Certified Wood Insert	Gas Insert				TRUE	11/6/2017	12/11/2017	14.5785	0	68%	68%	2.1	61%	38%	0.0143	0.0000	0.0143
C-58137-1A	San Joaquin	Non-Certified Wood Insert	Certified Wood Insert	2.9		Non-Catalytic	TRUE	10/30/2017	1/9/2018	29.5	5.8	54%	68%	2.1	61%	38%	0.0290	0.0049	0.0241
C-58142-1A	San Joaquin	Open Hearth Fireplace	Gas Insert				TRUE	11/21/2017	12/27/2017	22.7	0	7%	68%	0.299465	61%	38%	0.0032	0.0000	0.0032
C-58143-1A	Fresno	Open Hearth Fireplace	Certified Pellet Insert	1.1		Non-Catalytic	TRUE	10/11/2017	11/8/2017	22.7	2.2	7%	68%	0.299465	24%	59%	0.0013	0.0000	0.0012
C-58144-1A	Madera	Freestanding Non-Certified Wood Stove	Freestanding Certified Wood Stove	2.6		Non-Catalytic	FALSE	11/21/2017	2/7/2018	29.5	5.2	54%	68%	2.61	100%	0%	0.0593	0.0083	0.0510
C-58145-1A	San Joaquin	Open Hearth Fireplace	Gas Insert				TRUE	10/25/2017	11/27/2017	22.7	0	7%	68%	0.299465	61%	38%	0.0032	0.0000	0.0032
C-58146-1A	Kern	Wood-burning firebox	Gas Fireplace				FALSE	11/5/2017	2/21/2018	22.7	0	7%	68%	0.299465	100%	0%	0.0052	0.0000	0.0052
C-58147-1A	Tulare	Freestanding Non-Certified Wood Stove	Freestanding Gas Stove				TRUE	11/6/2017	12/11/2017	29.5	0	54%	68%	2.4	53%	43%	0.0291	0.0000	0.0291
C-58162-1A	San Joaquin	Wood-burning firebox	Gas Insert				TRUE	11/9/2017	11/27/2017	22.7	0	7%	68%	0.299465	61%	38%	0.0032	0.0000	0.0032
C-58193-2B	Kern	Open Hearth Fireplace	Gas Insert				FALSE	10/23/2017	11/14/2017	22.7	0	7%	68%	0.299465	100%	0%	0.0052	0.0000	0.0052
C-58195-1A	Fresno	Open Hearth Fireplace	Certified Wood Insert	2.6		Non-Catalytic	TRUE	10/11/2017	11/1/2017	22.7	5.2	7%	68%	0.299465	24%	59%	0.0013	0.0000	0.0012
C-58196-1A	Fresno	Wood-Burning Firebox	Certified Wood Insert	2.6		Non-Catalytic	TRUE	10/13/2017	11/1/2017	22.7	5.2	7%	68%	0.299465	24%	59%	0.0013	0.0000	0.0012
C-58197-1A	Madera	Certified Wood Insert	Gas Insert				TRUE	11/7/2017	2/13/2018	14.5785	0	68%	68%	2.1	33%	57%	0.0079	0.0000	0.0079
C-58200-1A	Fresno	Freestanding Non-Certified Wood Stove	Gas Insert				TRUE	11/30/2017	3/6/2018	29.5	0	54%	68%	2.09	24%	59%	0.0115	0.0000	0.0115
C-58202-1A	Stanislaus	Open Hearth Fireplace	Gas Insert				TRUE	10/19/2017	11/8/2017	22.7	0	7%	68%	0.299465	54%	44%	0.0028	0.0000	0.0028
C-58204-1A	Tulare	Freestanding Non-Certified Wood Stove	Gas Insert				TRUE	10/17/2017	11/14/2017	29.5	0	54%	68%	2.4	53%	43%	0.0291	0.0000	0.0291
C-58206-1A	San Joaquin	Open Hearth Fireplace	Gas Insert				FALSE	11/2/2017	12/27/2017	22.7	0	7%	68%	0.299465	100%	0%	0.0052	0.0000	0.0052
C-58211-1A	Fresno	Freestanding Non-Certified Wood Stove	Gas Insert				FALSE	11/6/2017	2/6/2018	29.5	0	54%	68%	2.09	100%	0%	0.0475	0.0000	0.0475
C-58212-1A	San Joaquin	Open Hearth Fireplace	Gas Insert				TRUE	1/2/2018	2/12/2018	22.7	0	7%	68%	0.299465	61%	38%	0.0032	0.0000	0.0032
C-58213-1A	Fresno	Open Hearth Fireplace	Gas Insert				TRUE	10/19/2017	11/8/2017	22.7	0	7%	68%	0.299465	24%	59%	0.0013	0.0000	0.0013
C-58214-1A	Stanislaus	Non-Certified Pellet Insert	Gas Insert				TRUE	11/1/2017	12/27/2017	2.9	0	68%	68%	2.1	54%	44%	0.0025	0.0000	0.0025
C-58216-1A	Stanislaus	Wood-burning firebox	Gas Insert				TRUE	10/20/2017	11/8/2017	22.7	0	7%	68%	0.299465	54%	44%	0.0028	0.0000	0.0028
C-58219-1A	Fresno	Open Hearth Fireplace	Gas Insert				TRUE	10/11/2017	11/8/2017	22.7	0	7%	68%						

SAN JOAQUIN VALLEY UNIFIED AIR POLLUTION CONTROL DISTRICT

2021 Annual Demonstration Report

August 31, 2022

Contract#	County	OldDeviceType	NewDeviceType	EmissionRating	OverallEfficiency	DeviceSubtype	PipedNatGa	InstallDate	ClaimDate	Emission Factor		Efficiency		FuelUse	Non-Curtailment %		Emissions (tpy PM2.5)		
										EF_Old	EF_New	Eff_Old	Eff_New		B_all	B_reg	Before	After	Reduction
C-58381-1A	San Joaquin	Open Hearth Fireplace	Certified Pellet Insert	1.5		Non-Catalytic	TRUE	2/7/2018	4/3/2018	22.7	3	7%	68%	0.299465	61%	38%	0.0032	0.0000	0.0031
C-58382-1A	Stanislaus	Open Hearth Fireplace	Gas Insert				TRUE	11/22/2017	1/23/2018	22.7	0	7%	68%	0.299465	54%	44%	0.0028	0.0000	0.0028
C-58384-1A	Merced	Open Hearth Fireplace	Certified Pellet Insert	1		Non-Catalytic	FALSE	10/14/2017	11/8/2017	22.7	2	7%	68%	0.299465	100%	0%	0.0052	0.0000	0.0052
C-58386-1A	Kern	Open Hearth Fireplace	Gas Insert				FALSE	10/19/2017	11/27/2017	22.7	0	7%	68%	0.299465	100%	0%	0.0052	0.0000	0.0052
C-58388-1A	Stanislaus	Wood-burning firebox	Gas Insert				TRUE	12/22/2017	1/9/2018	22.7	0	7%	68%	0.299465	54%	44%	0.0028	0.0000	0.0028
C-58389-1A	Merced	Open Hearth Fireplace	Gas Insert				TRUE	1/6/2018	2/14/2018	22.7	0	7%	68%	0.299465	68%	32%	0.0035	0.0000	0.0035
C-58423-1A	Fresno	Open Hearth Fireplace	Certified Wood Insert	2.6		Non-Catalytic	TRUE	11/9/2017	12/6/2017	22.7	5.2	7%	68%	0.299465	24%	59%	0.0013	0.0000	0.0012
C-58424-1A	Fresno	Wood-burning firebox	Gas Insert				FALSE	11/3/2017	11/16/2017	22.7	0	7%	68%	0.299465	100%	0%	0.0052	0.0000	0.0052
C-58425-1A	Tulare	Open Hearth Fireplace	Certified Wood Insert	4.5		71 Non-Catalytic	TRUE	10/26/2017	11/16/2017	22.7	9	7%	71%	0.299465	53%	43%	0.0028	0.0001	0.0027
C-58427-1A	Fresno	Freestanding Non-Certified Wood Stove	Freestanding Certified Pellet Stove	1.1		Non-Catalytic	FALSE	12/1/2017	12/27/2017	29.5	2.2	54%	68%	2.09	100%	0%	0.0475	0.0028	0.0447
C-58428-1A	Fresno	Open Hearth Fireplace	Gas Insert				TRUE	10/18/2017	11/16/2017	22.7	0	7%	68%	0.299465	24%	59%	0.0013	0.0000	0.0013
C-58429-1A	Fresno	Open Hearth Fireplace	Gas Insert				TRUE	10/18/2017	11/27/2017	22.7	0	7%	68%	0.299465	24%	59%	0.0013	0.0000	0.0013
C-58447-1A	Fresno	Freestanding Non-Certified Wood Stove	Freestanding Certified Wood Stove	3.6		Non-Catalytic	TRUE	10/20/2017	11/16/2017	29.5	7.2	54%	68%	2.09	24%	59%	0.0115	0.0030	0.0085
C-58448-1A	Fresno	Wood-burning firebox	Gas Insert				TRUE	10/31/2017	12/11/2017	22.7	0	7%	68%	0.299465	24%	59%	0.0013	0.0000	0.0013
C-58449-1A	Merced	Open Hearth Fireplace	Certified Pellet Insert	1.1		Non-Catalytic	FALSE	12/9/2017	1/11/2018	22.7	2.2	7%	68%	0.299465	100%	0%	0.0052	0.0001	0.0052
C-58450-1A	Fresno	Open Hearth Fireplace	Certified Wood Insert	4.1		Non-Catalytic	FALSE	10/23/2017	11/15/2017	22.7	8.2	7%	68%	0.299465	100%	0%	0.0052	0.0002	0.0050
C-58452-1A	Kern	Wood-burning firebox	Gas Fireplace				TRUE	11/19/2017	4/3/2018	22.7	0	7%	68%	0.299465	31%	51%	0.0016	0.0000	0.0016
C-58455-1A	Fresno	Wood-burning firebox	Gas Insert				TRUE	11/22/2017	12/27/2017	22.7	0	7%	68%	0.299465	24%	59%	0.0013	0.0000	0.0013
C-58457-1A	Fresno	Open Hearth Fireplace	Certified Wood Insert	1.8		80 Catalytic	TRUE	12/14/2017	2/6/2018	22.7	3.6	7%	80%	0.299465	24%	59%	0.0013	0.0000	0.0012
C-58459-1A	Merced	Open Hearth Fireplace	Gas Insert				FALSE	12/6/2017	2/20/2018	22.7	0	7%	68%	0.299465	100%	0%	0.0052	0.0000	0.0052
C-58460-1A	Kern	Open Hearth Fireplace	Gas Insert				FALSE	11/6/2017	12/13/2017	22.7	0	7%	68%	0.299465	100%	0%	0.0052	0.0000	0.0052
C-58461-1A	Fresno	Open Hearth Fireplace	Certified Wood Insert	2.3		Catalytic	TRUE	11/2/2017	3/21/2018	22.7	4.6	7%	68%	0.299465	24%	59%	0.0013	0.0000	0.0012
C-58462-1A	Fresno	Open Hearth Fireplace	Certified Wood Insert	0.58		80 Catalytic	TRUE	11/1/2017	12/27/2017	22.7	1.16	7%	80%	0.299465	24%	59%	0.0013	0.0000	0.0013
C-58463-1A	Fresno	Open Hearth Fireplace	Certified Pellet Insert	0.66		Non-Catalytic	FALSE	10/30/2017	12/27/2017	22.7	1.32	7%	68%	0.299465	100%	0%	0.0052	0.0000	0.0052
C-58464-1A	San Joaquin	Freestanding Non-Certified Wood Stove	Gas Insert				TRUE	12/5/2017	1/23/2018	29.5	0	54%	68%	1.15	61%	38%	0.0159	0.0000	0.0159
C-58465-1A	San Joaquin	Open Hearth Fireplace	Gas Insert				TRUE	11/11/2017	12/11/2017	22.7	0	7%	68%	0.299465	61%	38%	0.0032	0.0000	0.0032
C-58466-1A	Tulare	Freestanding Non-Certified Wood Stove	Freestanding Certified Wood Stove	3.5		Non-Catalytic	FALSE	11/3/2017	11/27/2017	29.5	7	54%	68%	2.4	100%	0%	0.0545	0.0103	0.0442
C-58467-1A	Tulare	Open Hearth Fireplace	Gas Insert				FALSE	11/6/2017	12/27/2017	22.7	0	7%	68%	0.299465	100%	0%	0.0052	0.0000	0.0052
C-58468-1A	Fresno	Open Hearth Fireplace	Gas Insert				TRUE	11/6/2017	12/14/2017	22.7	0	7%	68%	0.299465	24%	59%	0.0013	0.0000	0.0013
C-58469-1A	Fresno	Freestanding Certified Wood Stove	Freestanding Gas Stove				TRUE	11/27/2017	2/14/2018	14.5785	0	68%	68%	2.09	24%	59%	0.0057	0.0000	0.0057
C-58470-1A	Fresno	Open Hearth Fireplace	Gas Insert				TRUE	10/30/2017	12/5/2017	22.7	0	7%	68%	0.299465	24%	59%	0.0013	0.0000	0.0013
C-58488-1A	Fresno	Wood-burning firebox	Gas Insert				TRUE	12/13/2017	2/1/2018	22.7	0	7%	68%	0.299465	24%	59%	0.0013	0.0000	0.0013
C-58508-1A	Tulare	Open Hearth Fireplace	Gas Insert				FALSE	10/25/2017	2/20/2018	22.7	0	7%	68%	0.299465	100%	0%	0.0052	0.0000	0.0052
C-58509-1A	Fresno	Open Hearth Fireplace	Gas Insert				FALSE	10/24/2017	2/21/2018	22.7	0	7%	68%	0.299465	100%	0%	0.0052	0.0000	0.0052
C-58510-1A	Stanislaus	Open Hearth Fireplace	Gas Insert				TRUE	2/13/2018	3/20/2018	22.7	0	7%	68%	0.299465	54%	44%	0.0028	0.0000	0.0028
C-58512-1A	Fresno	Freestanding Non-Certified Wood Stove	Freestanding Certified Pellet Stove	2.1		Non-Catalytic	TRUE	11/2/2017	11/16/2017	29.5	4.2	54%	68%	2.09	24%	59%	0.0115	0.0017	0.0097
C-58513-1A	Fresno	Wood-Burning Firebox	Certified Wood Insert	2.6		Non-Catalytic	TRUE	11/9/2017	11/27/2017	22.7	5.2	7%	68%	0.299465	24%	59%	0.0013	0.0000	0.0012
C-58515-1A	Merced	Non-Certified Wood Insert	Certified Wood Insert	3.4		Non-Catalytic	TRUE	10/25/2017	11/20/2017	29.5	6.8	54%	68%	2.1	68%	32%	0.0322	0.0063	0.0259
C-58517-1A	San Joaquin	Open Hearth Fireplace	Gas Insert				TRUE	10/24/2017	12/11/2017	22.7	0	7%	68%	0.299465	61%	38%	0.0032	0.0000	0.0032
C-58519-1A	Stanislaus	Open Hearth Fireplace	Gas Insert				TRUE	11/15/2017	12/27/2017	22.7	0	7%	68%	0.299465	54%	44%	0.0028	0.0000	0.0028
C-58520-1A	Fresno	Non-Certified Wood Insert	Certified Wood Insert	1.9		Non-Catalytic	TRUE	10/24/2017	11/8/2017	29.5	3.8	54%	68%	2.1	24%	59%	0.0115	0.0016	0.0099
C-58521-1A	Tulare	Open Hearth Fireplace	Gas Insert				TRUE	12/8/2017	2/6/2018	22.7	0	7%	68%	0.299465	53%	43%	0.0028	0.0000	0.0028
C-58523-1A	Fresno	Open Hearth Fireplace	Gas Insert				TRUE	10/20/2017	11/15/2017	22.7	0	7%	68%	0.299465	24%	59%	0.0013	0.0000	0.0013
C-58525-1A	Fresno	Non-Certified Wood Insert	Certified Wood Insert	3.6		Non-Catalytic	TRUE	11/28/2017	12/27/2017	29.5	7.2	54%	68%	2.1	24%	59%	0.0115	0.0030	0.0085
C-58527-1A	Fresno	Open Hearth Fireplace	Certified Wood Insert	3.5		Non-Catalytic	TRUE	11/13/2017	12/11/2017	22.7	7	7%	68%	0.299465	24%	59%	0.0013	0.0001	0.0012
C-58529-1A	Fresno	Wood-burning firebox	Gas Insert				TRUE	10/27/2017	11/16/2017	22.7	0	7%	68%	0.299465	24%	59%	0.0013	0.0000	0.0013
C-58530-1A	Fresno	Open Hearth Fireplace	Gas Insert				TRUE	10/31/2017	12/27/2017	22.7	0	7%	68%	0.299465	24%	59%	0.0013	0.0000	0.0013
C-58531-1A	Fresno	Open Hearth Fireplace	Gas Insert				TRUE	11/6/2017	12/13/2017	22.7	0	7%	68%	0.299465	24%	59%	0.0013	0.0000	0.0013
C-58532-1A	Fresno	Open Hearth Fireplace	Gas Insert				TRUE	11/7/2017	2/21/2018	22.7	0	7%	68%	0.299465	24%	59%	0.0013	0.0000	0.0013
C-58542-1A	Fresno	Open Hearth Fireplace	Gas Insert				TRUE	11/1/2017	12/27/2017	22.7	0	7%	68%	0.299465	24%	59%	0.0013	0.0000	0.0013
C-58543-1A	Kern	Open Hearth Fireplace	Gas Insert				TRUE	11/2/2017	11/27/2017	22.7	0	7%	68%	0.299465	31%	51%	0.0016	0.0000	0.0016
C-58544-1A	Stanislaus	Freestanding Non-Certified Wood Stove	Gas Insert				TRUE	10/28/2017	11/17/2017	29.5	0	54%	68%	1.55	54%	44%	0.0191	0.0000	0.0191
C-58571-1A	Fresno	Wood-Burning Firebox	Certified Wood Insert	2.6		Non-Catalytic	TRUE	10/19/2017	11/14/2017	22.7	5.2	7%	68%	0.299465	24%	59%	0.0013	0.0000	0.0012
C-58572-1A	Fresno	Open Hearth Fireplace	Gas Insert				TRUE	11/4/2017	11/27/2017	22.7	0	7%	68%	0.299465	24%	59%	0.0013	0.0000	0.0013
C-58573-1A	Kern	Open Hearth Fireplace	Gas Insert				FALSE	12/29/2017	2/21/2018	22.7	0	7%	68%	0.299465	100%	0%	0.0052	0.0000	0.0052
C-58574-1A	Fresno	Freestanding Non-Certified Wood Stove	Freestanding Gas Stove				TRUE	11/14/2017	12/13/2017	29.5	0	54%	68%	2.09	24%	59%	0.0115	0.0000	0.0115
C-58575-1A	San Joaquin	Open Hearth Fireplace	Certified Wood Insert	3		Non-Catalytic	TRUE	11/1/2017	12/13/2017	22.7	6	7%	68%	0.299465	61%	38%	0.0032	0.0001	0.0031
C-58576-1A	San Joaquin	Wood-burning firebox	Gas Insert				FALSE	11/10/2017	12/27/2017	22.7	0	7%	68%	0.299465	100%	0%	0.0052	0.0000	0.0052
C-58577-1A	San Joaquin	Open Hearth Fireplace	Gas Insert				TRUE	11/14/2017	12/5/2017	22.									

SAN JOAQUIN VALLEY UNIFIED AIR POLLUTION CONTROL DISTRICT

2021 Annual Demonstration Report

August 31, 2022

Contract#	County	OldDeviceType	NewDeviceType	EmissionRating	OverallEfficiency	DeviceSubtype	PipedNatGa	InstallDate	ClaimDate	Emission Factor		Efficiency		FuelUse	Non-Curtailment %		Emissions (tpy PM2.5)		
										EF_Old	EF_New	Eff_Old	Eff_New		B_all	B_reg	Before	After	Reduction
C-58689-1A	San Joaquin	Open Hearth Fireplace	Certified Wood Insert	3		Non-Catalytic	TRUE	11/22/2017	12/27/2017	22.7	6	7%	68%	0.299465	61%	38%	0.0032	0.0001	0.0031
C-58692-1A	San Joaquin	Non-Certified Wood Insert	Certified Wood Insert	3.4		Non-Catalytic	TRUE	11/27/2017	1/10/2018	29.5	6.8	54%	68%	2.1	61%	38%	0.0290	0.0058	0.0232
C-58694-1A	Fresno	Open Hearth Fireplace	Certified Wood Insert	3.5		Non-Catalytic	TRUE	10/25/2017	12/13/2017	22.7	7	7%	68%	0.299465	24%	59%	0.0013	0.0001	0.0012
C-58695-1A	Fresno	Open Hearth Fireplace	Gas Insert				TRUE	12/13/2017	1/23/2018	22.7	0	7%	68%	0.299465	24%	59%	0.0013	0.0000	0.0013
C-58696-1A	Fresno	Open Hearth Fireplace	Gas Insert				TRUE	10/27/2017	11/27/2017	22.7	0	7%	68%	0.299465	24%	59%	0.0013	0.0000	0.0013
C-58697-1A	Madera	Open Hearth Fireplace	Certified Wood Insert	4.2		Non-Catalytic	FALSE	11/17/2017	12/20/2017	22.7	8.4	7%	68%	0.299465	100%	0%	0.0052	0.0002	0.0050
C-58698-1A	Tulare	Open Hearth Fireplace	Certified Pellet Insert	1.5		76 Non-Catalytic	FALSE	11/29/2017	12/27/2017	22.7	3	7%	76%	0.299465	100%	0%	0.0052	0.0001	0.0052
C-58699-1A	San Joaquin	Wood-burning firebox	Gas Insert				TRUE	12/8/2017	3/15/2018	22.7	0	7%	68%	0.299465	61%	38%	0.0032	0.0000	0.0032
C-58700-1A	Tulare	Freestanding Non-Certified Wood Stove	Freestanding Gas Stove				FALSE	11/25/2017	12/13/2017	29.5	0	54%	68%	2.4	100%	0%	0.0545	0.0000	0.0545
C-58701-1A	Fresno	Wood-burning firebox	Gas Insert				TRUE	10/21/2017	11/8/2017	22.7	0	7%	68%	0.299465	24%	59%	0.0013	0.0000	0.0013
C-58702-1A	Stanislaus	Wood-burning firebox	Gas Fireplace				TRUE	12/29/2017	2/20/2018	22.7	0	7%	68%	0.299465	54%	44%	0.0028	0.0000	0.0028
C-58703-1A	Madera	Non-Certified Wood Insert	Certified Wood Insert	2.6		Non-Catalytic	TRUE	10/28/2017	11/16/2017	29.5	5.2	54%	68%	2.1	33%	57%	0.0159	0.0028	0.0131
C-58704-1A	Fresno	Open Hearth Fireplace	Certified Wood Insert	2.6		Non-Catalytic	TRUE	11/17/2017	12/13/2017	22.7	5.2	7%	68%	0.299465	24%	59%	0.0013	0.0000	0.0012
C-58705-1A	Fresno	Open Hearth Fireplace	Certified Wood Insert	2.6		Non-Catalytic	TRUE	10/27/2017	11/16/2017	22.7	5.2	7%	68%	0.299465	24%	59%	0.0013	0.0000	0.0012
C-58706-1A	Stanislaus	Freestanding Non-Certified Wood Stove	Gas Insert				TRUE	12/19/2017	2/14/2018	29.5	0	54%	68%	1.55	54%	44%	0.0191	0.0000	0.0191
C-58707-1A	Kern	Open Hearth Fireplace	Gas Insert				FALSE	10/27/2017	11/14/2017	22.7	0	7%	68%	0.299465	100%	0%	0.0052	0.0000	0.0052
C-58708-1A	Fresno	Wood-Burning Firebox	Gas Fireplace				TRUE	6/29/2018	10/18/2018	22.7	0	7%	68%	0.299465	24%	59%	0.0013	0.0000	0.0013
C-58728-1A	Fresno	Non-Certified Pellet Insert	Gas Insert				TRUE	11/8/2017	11/27/2017	2.9	0	68%	68%	2.1	24%	59%	0.0011	0.0000	0.0011
C-58729-1A	Fresno	Open Hearth Fireplace	Certified Wood Insert	4.1		Non-Catalytic	FALSE	12/5/2017	3/20/2018	22.7	8.2	7%	68%	0.299465	100%	0%	0.0052	0.0002	0.0050
C-58730-1A	Stanislaus	Wood-burning firebox	Gas Insert				TRUE	12/5/2017	12/27/2017	22.7	0	7%	68%	0.299465	54%	44%	0.0028	0.0000	0.0028
C-58732-1A	Kern	Wood-burning firebox	Gas Insert				FALSE	10/26/2017	11/27/2017	22.7	0	7%	68%	0.299465	100%	0%	0.0052	0.0000	0.0052
C-58734-1A	San Joaquin	Open Hearth Fireplace	Gas Insert				TRUE	4/17/2018	5/22/2018	22.7	0	7%	68%	0.299465	61%	38%	0.0032	0.0000	0.0032
C-58735-1A	Fresno	Open Hearth Fireplace	Gas Insert				TRUE	11/1/2017	11/27/2017	22.7	0	7%	68%	0.299465	24%	59%	0.0013	0.0000	0.0013
C-58736-1A	Fresno	Non-Certified Wood Insert	Certified Pellet Insert	1.1		Non-Catalytic	TRUE	11/18/2017	12/13/2017	29.5	2.2	54%	68%	2.1	24%	59%	0.0115	0.0009	0.0106
C-58738-1A	Tulare	Non-Certified Pellet Insert	Gas Insert				TRUE	10/30/2017	12/27/2017	2.9	0	68%	68%	2.1	53%	43%	0.0025	0.0000	0.0025
C-58739-1A	Tulare	Freestanding Non-Certified Wood Stove	Gas Insert				FALSE	11/9/2017	12/13/2017	29.5	0	54%	68%	2.4	100%	0%	0.0545	0.0000	0.0545
C-58747-1A	Fresno	Wood-burning firebox	Gas Insert				FALSE	11/3/2017	2/21/2018	22.7	0	7%	68%	0.299465	100%	0%	0.0052	0.0000	0.0052
C-58748-1A	Kern	Wood-burning firebox	Gas Insert				FALSE	11/8/2017	11/27/2017	22.7	0	7%	68%	0.299465	100%	0%	0.0052	0.0000	0.0052
C-58749-1A	Stanislaus	Wood-Burning Firebox	Gas Insert				TRUE	11/16/2017	12/27/2017	22.7	0	7%	68%	0.299465	54%	44%	0.0028	0.0000	0.0028
C-58750-1A	Stanislaus	Open Hearth Fireplace	Gas Insert				TRUE	11/17/2017	12/27/2017	22.7	0	7%	68%	0.299465	54%	44%	0.0028	0.0000	0.0028
C-58751-1A	Kern	Open Hearth Fireplace	Gas Insert				TRUE	11/2/2017	11/27/2017	22.7	0	7%	68%	0.299465	31%	51%	0.0016	0.0000	0.0016
C-58753-1A	Kern	Non-Certified Pellet Insert	Gas Insert				FALSE	10/31/2017	11/27/2017	2.9	0	68%	68%	2.1	100%	0%	0.0047	0.0000	0.0047
C-58754-1A	Kern	Wood-burning firebox	Gas Fireplace				TRUE	11/5/2017	12/27/2017	22.7	0	7%	68%	0.299465	31%	51%	0.0016	0.0000	0.0016
C-58755-1A	Madera	Open Hearth Fireplace	Certified Wood Insert	0.89		76 Catalytic	TRUE	12/4/2017	12/27/2017	22.7	1.78	7%	76%	0.299465	33%	57%	0.0017	0.0000	0.0017
C-58768-1A	Fresno	Open Hearth Fireplace	Certified Wood Insert	2.6		Non-Catalytic	TRUE	11/3/2017	11/16/2017	22.7	5.2	7%	68%	0.299465	24%	59%	0.0013	0.0000	0.0012
C-58769-1A	San Joaquin	Open Hearth Fireplace	Freestanding Certified Wood Stove	1.1		Catalytic	TRUE	12/9/2017	2/7/2018	22.7	2.2	7%	68%	0.299465	61%	38%	0.0032	0.0000	0.0031
C-58770-1A	Kern	Open Hearth Fireplace	Gas Insert				FALSE	10/30/2017	11/27/2017	22.7	0	7%	68%	0.299465	100%	0%	0.0052	0.0000	0.0052
C-58771-1A	Fresno	Open Hearth Fireplace	Gas Insert				TRUE	10/26/2017	11/27/2017	22.7	0	7%	68%	0.299465	24%	59%	0.0013	0.0000	0.0013
C-58772-1A	Fresno	Open Hearth Fireplace	Certified Wood Insert	4.1		Non-Catalytic	FALSE	11/21/2017	2/12/2018	22.7	8.2	7%	68%	0.299465	100%	0%	0.0052	0.0002	0.0050
C-58773-1A	Fresno	Open Hearth Fireplace	Gas Insert				FALSE	11/8/2017	12/13/2017	22.7	0	7%	68%	0.299465	100%	0%	0.0052	0.0000	0.0052
C-58774-1A	Fresno	Open Hearth Fireplace	Certified Pellet Insert	1.1		Non-Catalytic	FALSE	11/18/2017	12/13/2017	22.7	2.2	7%	68%	0.299465	100%	0%	0.0052	0.0001	0.0052
C-58776-1A	Fresno	Open Hearth Fireplace	Gas Insert				TRUE	11/15/2017	3/13/2018	22.7	0	7%	68%	0.299465	24%	59%	0.0013	0.0000	0.0013
C-58777-1A	Madera	Non-Certified Wood Insert	Certified Wood Insert	4.1		Non-Catalytic	TRUE	11/17/2017	12/13/2017	29.5	8.2	54%	68%	2.1	33%	57%	0.0159	0.0043	0.0116
C-58778-1A	Stanislaus	Open Hearth Fireplace	Gas Insert				FALSE	11/9/2017	2/20/2018	22.7	0	7%	68%	0.299465	100%	0%	0.0052	0.0000	0.0052
C-58779-1A	San Joaquin	Open Hearth Fireplace	Gas Insert				TRUE	11/16/2017	12/13/2017	22.7	0	7%	68%	0.299465	61%	38%	0.0032	0.0000	0.0032
C-58780-1A	Stanislaus	Freestanding Non-Certified Wood Stove	Gas Insert				TRUE	11/3/2017	12/13/2017	29.5	0	54%	68%	1.55	54%	44%	0.0191	0.0000	0.0191
C-58781-1A	San Joaquin	Open Hearth Fireplace	Gas Fireplace				TRUE	1/5/2018	2/26/2018	22.7	0	7%	68%	0.299465	61%	38%	0.0032	0.0000	0.0032
C-58807-1A	San Joaquin	Open Hearth Fireplace	Gas Insert				FALSE	11/29/2017	1/23/2018	22.7	0	7%	68%	0.299465	100%	0%	0.0052	0.0000	0.0052
C-58808-1A	Kern	Open Hearth Fireplace	Gas Insert				FALSE	11/15/2017	12/13/2017	22.7	0	7%	68%	0.299465	100%	0%	0.0052	0.0000	0.0052
C-58809-1A	San Joaquin	Open Hearth Fireplace	Gas Insert				FALSE	11/6/2017	12/13/2017	22.7	0	7%	68%	0.299465	100%	0%	0.0052	0.0000	0.0052
C-58810-1A	San Joaquin	Open Hearth Fireplace	Gas Insert				FALSE	11/19/2017	3/13/2018	22.7	0	7%	68%	0.299465	100%	0%	0.0052	0.0000	0.0052
C-58812-1A	Tulare	Non-Certified Wood Insert	Certified Wood Insert	4.5		71 Non-Catalytic	FALSE	12/2/2017	2/1/2018	29.5	9	54%	71%	2.1	100%	0%	0.0477	0.0111	0.0366
C-58813-1A	Fresno	Freestanding Non-Certified Wood Stove	Gas Insert				TRUE	1/7/2018	2/6/2018	29.5	0	54%	68%	2.09	24%	59%	0.0115	0.0000	0.0115
C-58814-1A	Fresno	Non-Certified Wood Insert	Certified Pellet Insert	1.1		Non-Catalytic	TRUE	11/20/2017	12/27/2017	29.5	2.2	54%	68%	2.1	24%	59%	0.0115	0.0009	0.0106
C-58815-1A	Fresno	Freestanding Non-Certified Wood Stove	Gas Insert				TRUE	12/20/2017	1/23/2018	29.5	0	54%	68%	2.09	24%	59%	0.0115	0.0000	0.0115
C-58816-1A	Fresno	Open Hearth Fireplace	Gas Insert				TRUE	11/15/2017	12/13/2017	22.7	0	7%	68%	0.299465	24%	59%	0.0013	0.0000	0.0013
C-58817-1A	Fresno	Open Hearth Fireplace	Gas Insert				TRUE	11/21/2017	12/27/2017	22.7	0	7%	68%	0.299465	24%	59%	0.0013	0.0000	0.0013
C-58818-1A	Fresno	Open Hearth Fireplace	Gas Insert				FALSE	12/8/2017	1/23/2018	22.7	0	7%	68%	0.299465	100%	0%	0.0052	0.0000	0.0052
C-58819-1A	Fresno	Open Hearth Fireplace	Gas Insert				TRUE	11/20/2017	1/23/2018	22.7	0	7%	68%	0.299465	24%	59%	0.0013	0.0000	0.0013
C-58820-1A	Fresno	Open Hearth Fireplace	Gas Insert				TRUE	11/6/2017	12/13/2017	22.7	0	7%	68%	0.299465	24%	59%	0.0013	0.0000	0.0013
C-58821-1A	Fresno	Open Hearth Fireplace	Gas Insert				TRUE	12/5/2017	1/10/2018	22.7	0	7%	68%	0.299465	24%	59%	0.0013	0.0000	0.0013
C-58845-1A	Fresno	Freestanding Non-Certified Wood Stove	Freestanding Certified Wood Stove	2.3		74 Non-Catalytic	FALSE	12/1/2017	5/8/2018	29.5	4.6	54%	74%	2.09	100%	0%	0.0475	0.0054	0.0421
C-58846-1A	Stanislaus	Open Hearth Fireplace	Gas Insert				TRUE	1/29/2018	3/20/2018	22.7	0	7%	68%	0.299465	54%	44%	0.0028	0.0000	0.0028
C-58848-1A	Merced	Non-Certified Wood Insert	Certified Pellet Insert	1.3		Non-Catalytic	TRUE	11/2/2017	12/13/2017	29.5	2.6	54%	68%	2.1	68%	32%	0.0322	0.0024	0.0298
C-58852-1A	San Joaquin	Wood-burning firebox	Gas Insert				TRUE	11/3/2017	2/1/2018	22.7	0	7%	68%	0.299465	61%	38%	0.0032	0.0000	0.0032
C-58853-1A	San Joaquin	Open Hearth Fireplace	Gas Insert				FALSE	2/9/2018	3/28/2018	22.7	0	7%	68%	0.299465	100%	0%	0.0052	0.0000	0.0

SAN JOAQUIN VALLEY UNIFIED AIR POLLUTION CONTROL DISTRICT

2021 Annual Demonstration Report

August 31, 2022

Contract#	County	OldDeviceType	NewDeviceType	EmissionRating	OverallEfficiency	DeviceSubtype	PipedNatGa	InstallDate	ClaimDate	Emission Factor		Efficiency		FuelUse	Non-Curtailment %		Emissions (tpy PM2.5)		
										EF_Old	EF_New	Eff_Old	Eff_New		B_all	B_reg	Before	After	Reduction
C-58904-1A	Fresno	Open Hearth Fireplace	Certified Wood Insert	4.1		Non-Catalytic	TRUE	11/20/2017	12/27/2017	22.7	8.2	7%	68%	0.299465	24%	59%	0.0013	0.0001	0.0012
C-58905-1A	Fresno	Open Hearth Fireplace	Gas Insert				TRUE	11/20/2017	5/8/2018	22.7	0	7%	68%	0.299465	24%	59%	0.0013	0.0000	0.0013
C-58906-1A	Fresno	Freestanding Non-Certified Wood Stove	Gas Insert				TRUE	11/9/2017	12/13/2017	29.5	0	54%	68%	2.09	24%	59%	0.0115	0.0000	0.0115
C-58907-1A	Fresno	Freestanding Non-Certified Wood Stove	Gas Insert				TRUE	12/5/2017	3/13/2018	29.5	0	54%	68%	2.09	24%	59%	0.0115	0.0000	0.0115
C-58908-1A	Fresno	Open Hearth Fireplace	Certified Pellet Insert	1.1		Non-Catalytic	TRUE	11/22/2017	2/7/2018	22.7	2.2	7%	68%	0.299465	24%	59%	0.0013	0.0000	0.0012
C-58909-1A	Fresno	Non-Certified Wood Insert	Certified Wood Insert	4.2		Non-Catalytic	TRUE	11/11/2017	2/6/2018	29.5	8.4	54%	68%	2.1	24%	59%	0.0115	0.0035	0.0080
C-58911-1A	Fresno	Open Hearth Fireplace	Gas Insert				TRUE	11/15/2017	3/13/2018	22.7	0	7%	68%	0.299465	24%	59%	0.0013	0.0000	0.0013
C-58913-1A	San Joaquin	Open Hearth Fireplace	Freestanding Gas Stove				FALSE	7/13/2018	10/3/2018	22.7	0	7%	68%	0.299465	100%	0%	0.0052	0.0000	0.0052
C-58914-1A	San Joaquin	Freestanding Certified Wood Stove	Freestanding Gas Stove				FALSE	12/13/2017	1/10/2018	14.5785	0	68%	68%	1.15	100%	0%	0.0129	0.0000	0.0129
C-58915-1A	Merced	Wood-burning firebox	Gas Insert				TRUE	1/23/2018	4/2/2018	22.7	0	7%	68%	0.299465	68%	32%	0.0035	0.0000	0.0035
C-58916-1A	Fresno	Open Hearth Fireplace	Gas Insert				FALSE	11/13/2017	2/6/2018	22.7	0	7%	68%	0.299465	100%	0%	0.0052	0.0000	0.0052
C-58917-1A	Fresno	Open Hearth Fireplace	Gas Insert				TRUE	11/9/2017	12/13/2017	22.7	0	7%	68%	0.299465	24%	59%	0.0013	0.0000	0.0013
C-58950-1A	San Joaquin	Open Hearth Fireplace	Gas Insert				TRUE	1/11/2018	2/21/2018	22.7	0	7%	68%	0.299465	61%	38%	0.0032	0.0000	0.0032
C-58953-1A	Kern	Freestanding Non-Certified Wood Stove	Freestanding Gas Stove				TRUE	11/17/2017	12/13/2017	29.5	0	54%	68%	1.57	31%	51%	0.0110	0.0000	0.0110
C-58954-1A	Kern	Open Hearth Fireplace	Gas Insert				FALSE	11/8/2017	12/27/2017	22.7	0	7%	68%	0.299465	100%	0%	0.0052	0.0000	0.0052
C-58956-1A	Kern	Open Hearth Fireplace	Gas Insert				TRUE	11/1/2017	11/27/2017	22.7	0	7%	68%	0.299465	31%	51%	0.0016	0.0000	0.0016
C-58961-1A	Kern	Open Hearth Fireplace	Gas Insert				TRUE	2/2/2018	4/24/2018	22.7	0	7%	68%	0.299465	31%	51%	0.0016	0.0000	0.0016
C-58963-1A	Kern	Open Hearth Fireplace	Gas Insert				TRUE	2/2/2018	4/24/2018	22.7	0	7%	68%	0.299465	31%	51%	0.0016	0.0000	0.0016
C-58965-1A	San Joaquin	Open Hearth Fireplace	Certified Pellet Insert	1.5		76 Non-Catalytic	FALSE	11/28/2017	1/11/2018	22.7	3	7%	76%	0.299465	100%	0%	0.0052	0.0001	0.0052
C-58966-1A	San Joaquin	Non-Certified Wood Insert	Certified Wood Insert	4.1		Non-Catalytic	FALSE	11/19/2017	12/27/2017	29.5	8.2	54%	68%	2.1	100%	0%	0.0477	0.0105	0.0372
C-58974-1A	Stanislaus	Wood-Burning Firebox	Gas Insert				TRUE	11/8/2017	12/13/2017	22.7	0	7%	68%	0.299465	54%	44%	0.0028	0.0000	0.0028
C-58976-1A	Kern	Open Hearth Fireplace	Gas Insert				FALSE	1/2/2018	2/7/2018	22.7	0	7%	68%	0.299465	100%	0%	0.0052	0.0000	0.0052
C-58977-1A	Kern	Open Hearth Fireplace	Gas Insert				FALSE	2/2/2018	6/5/2018	22.7	0	7%	68%	0.299465	100%	0%	0.0052	0.0000	0.0052
C-58978-1A	Kern	Open Hearth Fireplace	Gas Insert				TRUE	1/8/2018	2/12/2018	22.7	0	7%	68%	0.299465	31%	51%	0.0016	0.0000	0.0016
C-58979-1A	San Joaquin	Open Hearth Fireplace	Gas Insert				TRUE	11/13/2017	12/13/2017	22.7	0	7%	68%	0.299465	61%	38%	0.0032	0.0000	0.0032
C-58980-1A	Kern	Open Hearth Fireplace	Gas Insert				TRUE	4/9/2018	5/23/2018	22.7	0	7%	68%	0.299465	31%	51%	0.0016	0.0000	0.0016
C-58981-1A	Fresno	Non-Certified Wood Insert	Certified Pellet Insert	0.98		Non-Catalytic	TRUE	11/7/2017	12/13/2017	29.5	1.96	54%	68%	2.1	24%	59%	0.0115	0.0008	0.0107
C-58982-1A	Kings	Open Hearth Fireplace	Gas Insert				FALSE	11/3/2017	12/13/2017	22.7	0	7%	68%	0.299465	100%	0%	0.0052	0.0000	0.0052
C-58983-1A	Tulare	Wood-burning firebox	Gas Insert				FALSE	11/16/2017	12/13/2017	22.7	0	7%	68%	0.299465	100%	0%	0.0052	0.0000	0.0052
C-58984-1A	Tulare	Open Hearth Fireplace	Certified Wood Insert	1.8		80 Catalytic	FALSE	11/9/2017	12/13/2017	22.7	3.6	7%	80%	0.299465	100%	0%	0.0052	0.0001	0.0052
C-58985-1A	Madera	Open Hearth Fireplace	Gas Insert				TRUE	2/2/2018	3/20/2018	22.7	0	7%	68%	0.299465	33%	57%	0.0017	0.0000	0.0017
C-58986-2B	Fresno	Freestanding Non-Certified Wood Stove	Freestanding Certified Wood Stove	2.6		Non-Catalytic	FALSE	11/27/2017	7/13/2018	29.5	5.2	54%	68%	2.09	100%	0%	0.0475	0.0066	0.0408
C-58987-1A	San Joaquin	Open Hearth Fireplace	Gas Insert				TRUE	12/5/2017	12/27/2017	22.7	0	7%	68%	0.299465	61%	38%	0.0032	0.0000	0.0032
C-58996-1A	Tulare	Freestanding Non-Certified Wood Stove	Freestanding Gas Stove				FALSE	6/2/2018	8/14/2018	29.5	0	54%	68%	2.4	100%	0%	0.0545	0.0000	0.0545
C-59013-2B	Madera	Open Hearth Fireplace	Certified Pellet Insert	1		Non-Catalytic	FALSE	1/6/2018	7/13/2018	22.7	2	7%	68%	0.299465	100%	0%	0.0052	0.0000	0.0052
C-59016-1A	Fresno	Freestanding Non-Certified Wood Stove	Gas Insert				TRUE	12/5/2017	12/27/2017	29.5	0	54%	68%	2.09	24%	59%	0.0115	0.0000	0.0115
C-59020-1A	San Joaquin	Open Hearth Fireplace	Gas Insert				TRUE	11/18/2017	2/6/2018	22.7	0	7%	68%	0.299465	61%	38%	0.0032	0.0000	0.0032
C-59022-1A	Kern	Wood-burning firebox	Gas Insert				FALSE	11/9/2017	12/13/2017	22.7	0	7%	68%	0.299465	100%	0%	0.0052	0.0000	0.0052
C-59024-1A	Stanislaus	Open Hearth Fireplace	Gas Insert				TRUE	11/1/2017	11/27/2017	22.7	0	7%	68%	0.299465	54%	44%	0.0028	0.0000	0.0028
C-59026-1A	Stanislaus	Open Hearth Fireplace	Gas Insert				TRUE	11/4/2017	12/27/2017	22.7	0	7%	68%	0.299465	54%	44%	0.0028	0.0000	0.0028
C-59027-1A	Fresno	Non-Certified Pellet Insert	Certified Pellet Insert	1.1		70 Non-Catalytic	TRUE	12/15/2017	3/20/2018	2.9	2.2	68%	70%	2.1	24%	59%	0.0011	0.0011	0.0000
C-59028-1A	Tulare	Open Hearth Fireplace	Gas Insert				FALSE	12/4/2017	12/27/2017	22.7	0	7%	68%	0.299465	100%	0%	0.0052	0.0000	0.0052
C-59029-1A	Fresno	Wood-burning firebox	Gas Insert				FALSE	11/29/2017	2/13/2018	22.7	0	7%	68%	0.299465	100%	0%	0.0052	0.0000	0.0052
C-59030-1A	Madera	Freestanding Non-Certified Wood Stove	Freestanding Certified Pellet Stove	1.7		73 Non-Catalytic	TRUE	12/15/2017	1/23/2018	29.5	3.4	54%	73%	2.61	33%	57%	0.0198	0.0021	0.0177
C-59031-1A	Kern	Wood-burning firebox	Gas Insert				FALSE	11/13/2017	12/13/2017	22.7	0	7%	68%	0.299465	100%	0%	0.0052	0.0000	0.0052
C-59032-1A	Kern	Freestanding Non-Certified Wood Stove	Freestanding Gas Stove				FALSE	11/15/2017	12/13/2017	29.5	0	54%	68%	1.57	100%	0%	0.0357	0.0000	0.0357
C-59033-1A	Stanislaus	Open Hearth Fireplace	Gas Insert				TRUE	11/15/2017	12/13/2017	22.7	0	7%	68%	0.299465	54%	44%	0.0028	0.0000	0.0028
C-59038-1A	Kings	Wood-burning firebox	Gas Insert				TRUE	12/20/2017	1/10/2018	22.7	0	7%	68%	0.299465	48%	48%	0.0025	0.0000	0.0025
C-59039-1A	San Joaquin	Wood-burning firebox	Gas Insert				TRUE	4/14/2018	5/22/2018	22.7	0	7%	68%	0.299465	61%	38%	0.0032	0.0000	0.0032
C-59040-1A	San Joaquin	Open Hearth Fireplace	Gas Insert				TRUE	11/30/2017	1/23/2018	22.7	0	7%	68%	0.299465	61%	38%	0.0032	0.0000	0.0032
C-59041-1A	Fresno	Open Hearth Fireplace	Certified Wood Insert	2.6		Non-Catalytic	TRUE	11/21/2017	12/7/2017	22.7	5.2	7%	68%	0.299465	24%	59%	0.0013	0.0000	0.0012
C-59059-1A	San Joaquin	Open Hearth Fireplace	Gas Insert				TRUE	11/20/2017	1/11/2018	22.7	0	7%	68%	0.299465	61%	38%	0.0032	0.0000	0.0032
C-59062-1A	Fresno	Open Hearth Fireplace	Freestanding Gas Stove				TRUE	11/7/2017	1/11/2018	22.7	0	7%	68%	0.299465	24%	59%	0.0013	0.0000	0.0013
C-59066-1A	Kern	Open Hearth Fireplace	Gas Insert				FALSE	11/10/2017	12/13/2017	22.7	0	7%	68%	0.299465	100%	0%	0.0052	0.0000	0.0052
C-59071-1A	San Joaquin	Open Hearth Fireplace	Certified Wood Insert	4.4		Non-Catalytic	FALSE	11/8/2017	12/27/2017	22.7	8.8	7%	68%	0.299465	100%	0%	0.0052	0.0002	0.0050
C-59073-1A	Stanislaus	Non-Certified Pellet Insert	Gas Insert				TRUE	12/13/2017	12/27/2017	2.9	0	68%	68%	2.1	54%	44%	0.0025	0.0000	0.0025
C-59074-1A	Stanislaus	Open Hearth Fireplace	Gas Insert				TRUE	11/27/2017	12/27/2017	22.7	0	7%	68%	0.299465	54%	44%	0.0028	0.0000	0.0028
C-59077-1A	Kings	Non-Certified Wood Insert	Certified Wood Insert	1.3		79 Catalytic	FALSE	12/28/2018	5/22/2018	29.5	2.6	54%	79%	2.1	100%	0%	0.0477	0.0029	0.0448
C-59080-1A	Merced	Freestanding Non-Certified Wood Stove	Gas Insert				TRUE	1/17/2018	2/22/2018	29.5	0	54%	68%	2.67	68%	32%	0.0409	0.0000	0.0409
C-59121-1A	Kern	Wood-burning firebox	Gas Fireplace				TRUE	11/10/2017	3/13/2018	22.7	0	7%	68%	0.299465	31%	51%	0.0016	0.0000	0.0016
C-59123-1A	San Joaquin	Freestanding Non-Certified Wood Stove	Gas Insert				FALSE	11/14/2017	12/27/2017	29.5	0	54%	68%	1.15	100%	0%	0.0261	0.0000	0.0261
C-59124-1A	Fresno	Open Hearth Fireplace	Gas Insert				FALSE	12/16/2017	2/6/2018	22.7	0	7%	68%	0.299465	100%	0%	0.0052	0.0000	0.0052
C-59128-1A	Fresno	Open Hearth Fireplace	Certified Pellet Insert	1.5		76 Non-Catalytic	TRUE	11/11/2017	12/27/2017	22.7	3	7%	76%	0.299465	24%	59%	0.0013	0.0000	0.0012
C-59129-1A	Fresno	Open Hearth Fireplace	Gas Insert				TRUE	12/12/2017	2/12/2018	22.7	0	7%	68%	0.299465	24%	59%	0.0013	0.0000	0.0013
C-59130-1A	Fresno	Non-Certified Wood Insert	Certified Pellet Insert	1.5		Non-Catalytic	FALSE	11/28/2017	12/27/2017	29.5	3	54%	68%	2.1	100%	0%	0.0477	0.0039	0.0438
C-59131-1A	Kings	Open Hearth Fireplace	Certified Pellet Insert	2.1		Non-Catalytic	TRUE	11/18/2017	12/7/2017	22.7	4.2	7%	68%	0.299465	48%	48%	0.0025	0.0001	0.0024
C-59132-1A																			

SAN JOAQUIN VALLY UNIFIED AIR POLLUTION CONTROL DISTRICT

2021 Annual Demonstration Report

August 31, 2022

Contract#	County	OldDeviceType	NewDeviceType	EmissionRating	OverallEfficiency	DeviceSubtype	PipedNatGa	InstallDate	ClaimDate	Emission Factor		Efficiency		FuelUse	Non-Curtailment %		Emissions (tpy PM2.5)		
										EF_Old	EF_New	Eff_Old	Eff_New		B_all	B_reg	Before	After	Reduction
C-59196-1A	Stanislaus	Wood-burning firebox	Gas Insert				TRUE	12/4/2017	12/27/2017	22.7	0	7%	68%	0.299465	54%	44%	0.0028	0.0000	0.0028
C-59197-1A	San Joaquin	Open Hearth Fireplace	Gas Insert				TRUE	12/4/2017	1/10/2018	22.7	0	7%	68%	0.299465	61%	38%	0.0032	0.0000	0.0032
C-59198-1A	Stanislaus	Non-Certified Wood Insert	Certified Pellet Insert	1.8		Non-Catalytic	FALSE	12/7/2017	12/27/2017	29.5	3.6	54%	68%	2.1	100%	0%	0.0477	0.0046	0.0431
C-59199-1A	San Joaquin	Open Hearth Fireplace	Gas Insert				TRUE	12/1/2017	12/27/2017	22.7	0	7%	68%	0.299465	61%	38%	0.0032	0.0000	0.0032
C-59202-1A	Fresno	Non-Certified Wood Insert	Certified Wood Insert	4.2		Non-Catalytic	FALSE	11/9/2017	12/27/2017	29.5	8.4	54%	68%	2.1	100%	0%	0.0477	0.0108	0.0369
C-59203-1A	San Joaquin	Open Hearth Fireplace	Gas Insert				TRUE	12/21/2017	3/13/2018	22.7	0	7%	68%	0.299465	61%	38%	0.0032	0.0000	0.0032
C-59204-1A	Madera	Open Hearth Fireplace	Gas Insert				FALSE	5/23/2018	6/5/2018	22.7	0	7%	68%	0.299465	100%	0%	0.0052	0.0000	0.0052
C-59205-1A	San Joaquin	Freestanding Certified Pellet Stove	Freestanding Gas Stove				TRUE	2/19/2018	5/8/2018	2.9	0	68%	68%	1.15	61%	38%	0.0016	0.0000	0.0016
C-59206-1A	Fresno	Open Hearth Fireplace	Certified Wood Insert	2.6		Non-Catalytic	TRUE	11/10/2017	12/7/2017	22.7	5.2	7%	68%	0.299465	24%	59%	0.0013	0.0000	0.0012
C-59207-1A	Fresno	Open Hearth Fireplace	Gas Insert				TRUE	11/26/2017	12/27/2017	22.7	0	7%	68%	0.299465	24%	59%	0.0013	0.0000	0.0013
C-59209-1A	Fresno	Wood-burning firebox	Gas Insert				TRUE	11/28/2017	12/27/2017	22.7	0	7%	68%	0.299465	24%	59%	0.0013	0.0000	0.0013
C-59210-1A	Tulare	Open Hearth Fireplace	Gas Insert				FALSE	11/22/2017	12/13/2017	22.7	0	7%	68%	0.299465	100%	0%	0.0052	0.0000	0.0052
C-59211-1A	Stanislaus	Non-Certified Wood Insert	Certified Wood Insert	4		Non-Catalytic	FALSE	11/12/2017	12/13/2017	29.5	8	54%	68%	2.1	100%	0%	0.0477	0.0103	0.0374
C-59212-1A	Fresno	Open Hearth Fireplace	Certified Pellet Insert	2.1		Non-Catalytic	TRUE	11/11/2017	11/27/2017	22.7	4.2	7%	68%	0.299465	24%	59%	0.0013	0.0000	0.0012
C-59227-1A	Stanislaus	Open Hearth Fireplace	Gas Insert				TRUE	11/27/2017	12/27/2017	22.7	0	7%	68%	0.299465	54%	44%	0.0028	0.0000	0.0028
C-59236-1A	Fresno	Wood-burning firebox	Gas Insert				TRUE	12/5/2017	12/27/2017	22.7	0	7%	68%	0.299465	24%	59%	0.0013	0.0000	0.0013
C-59237-1A	San Joaquin	Open Hearth Fireplace	Gas Insert				TRUE	11/28/2017	2/21/2018	22.7	0	7%	68%	0.299465	61%	38%	0.0032	0.0000	0.0032
C-59238-1A	San Joaquin	Open Hearth Fireplace	Gas Insert				TRUE	12/18/2017	2/1/2018	22.7	0	7%	68%	0.299465	61%	38%	0.0032	0.0000	0.0032
C-59239-1A	San Joaquin	Open Hearth Fireplace	Gas Insert				TRUE	3/20/2018	5/8/2018	22.7	0	7%	68%	0.299465	61%	38%	0.0032	0.0000	0.0032
C-59240-1A	Madera	Freestanding Non-Certified Wood Stove	Freestanding Certified Wood Stove	3.4		Non-Catalytic	FALSE	11/21/2017	12/27/2017	29.5	6.8	54%	68%	2.61	100%	0%	0.0593	0.0109	0.0484
C-59241-1A	Tulare	Wood-burning firebox	Gas Insert				TRUE	11/27/2017	12/13/2017	22.7	0	7%	68%	0.299465	53%	43%	0.0028	0.0000	0.0028
C-59242-1A	Tulare	Open Hearth Fireplace	Certified Pellet Insert	1.5		76 Non-Catalytic	TRUE	11/25/2017	12/27/2017	22.7	3	7%	76%	0.299465	53%	43%	0.0028	0.0000	0.0028
C-59243-1A	Merced	Open Hearth Fireplace	Gas Insert				FALSE	12/16/2017	1/23/2018	22.7	0	7%	68%	0.299465	100%	0%	0.0052	0.0000	0.0052
C-59253-1A	Fresno	Open Hearth Fireplace	Gas Insert				TRUE	12/16/2017	1/11/2018	22.7	0	7%	68%	0.299465	24%	59%	0.0013	0.0000	0.0013
C-59255-1A	Fresno	Open Hearth Fireplace	Gas Insert				TRUE	11/27/2017	12/27/2017	22.7	0	7%	68%	0.299465	24%	59%	0.0013	0.0000	0.0013
C-59256-1A	Fresno	Open Hearth Fireplace	Gas Insert				TRUE	11/29/2017	12/27/2017	22.7	0	7%	68%	0.299465	24%	59%	0.0013	0.0000	0.0013
C-59262-1A	Tulare	Open Hearth Fireplace	Gas Insert				TRUE	11/14/2017	12/13/2017	22.7	0	7%	68%	0.299465	53%	43%	0.0028	0.0000	0.0028
C-59263-1A	Madera	Freestanding Non-Certified Pellet Stove	Freestanding Certified Pellet Stove	1.1		Non-Catalytic	FALSE	12/12/2017	2/12/2018	2.9	2.2	68%	68%	2.61	100%	0%	0.0058	0.0044	0.0014
C-59269-1A	Merced	Open Hearth Fireplace	Gas Insert				FALSE	12/21/2017	3/28/2018	22.7	0	7%	68%	0.299465	100%	0%	0.0052	0.0000	0.0052
C-59270-1A	Merced	Open Hearth Fireplace	Gas Insert				TRUE	12/13/2017	1/10/2018	22.7	0	7%	68%	0.299465	68%	32%	0.0035	0.0000	0.0035
C-59275-1A	San Joaquin	Open Hearth Fireplace	Gas Insert				FALSE	12/20/2017	3/14/2018	22.7	0	7%	68%	0.299465	100%	0%	0.0052	0.0000	0.0052
C-59276-1A	Fresno	Freestanding Non-Certified Wood Stove	Freestanding Gas Stove				TRUE	11/18/2017	12/27/2017	29.5	0	54%	68%	2.09	24%	59%	0.0115	0.0000	0.0115
C-59316-1A	Fresno	Open Hearth Fireplace	Certified Pellet Insert	2.1		Non-Catalytic	FALSE	12/3/2017	12/27/2017	22.7	4.2	7%	68%	0.299465	100%	0%	0.0052	0.0001	0.0051
C-59317-1A	Madera	Open Hearth Fireplace	Certified Wood Insert	0.58		80 Catalytic	FALSE	11/21/2017	3/13/2018	22.7	1.16	7%	80%	0.299465	100%	0%	0.0052	0.0000	0.0052
C-59318-1A	Kern	Wood-burning firebox	Gas Insert				TRUE	11/20/2017	12/27/2017	22.7	0	7%	68%	0.299465	31%	51%	0.0016	0.0000	0.0016
C-59319-1A	San Joaquin	Open Hearth Fireplace	Gas Insert				TRUE	12/18/2017	2/7/2018	22.7	0	7%	68%	0.299465	61%	38%	0.0032	0.0000	0.0032
C-59322-1A	Stanislaus	Open Hearth Fireplace	Gas Insert				TRUE	1/16/2018	2/26/2018	22.7	0	7%	68%	0.299465	54%	44%	0.0028	0.0000	0.0028
C-59323-1A	Stanislaus	Open Hearth Fireplace	Gas Insert				TRUE	12/11/2017	1/10/2018	22.7	0	7%	68%	0.299465	54%	44%	0.0028	0.0000	0.0028
C-59324-1A	San Joaquin	Freestanding Non-Certified Wood Stove	Freestanding Certified Wood Stove	4.2		Non-Catalytic	TRUE	11/30/2017	2/6/2018	29.5	8.4	54%	68%	1.15	61%	38%	0.0159	0.0039	0.0120
C-59325-1A	Tulare	Open Hearth Fireplace	Gas Insert				FALSE	11/18/2017	12/27/2017	22.7	0	7%	68%	0.299465	100%	0%	0.0052	0.0000	0.0052
C-59326-1A	Fresno	Open Hearth Fireplace	Gas Insert				TRUE	12/12/2017	3/13/2018	22.7	0	7%	68%	0.299465	24%	59%	0.0013	0.0000	0.0013
C-59329-1A	San Joaquin	Open Hearth Fireplace	Gas Insert				TRUE	1/24/2018	5/8/2018	22.7	0	7%	68%	0.299465	61%	38%	0.0032	0.0000	0.0032
C-59331-1A	Tulare	Wood-burning firebox	Gas Insert				TRUE	11/21/2017	1/10/2018	22.7	0	7%	68%	0.299465	53%	43%	0.0028	0.0000	0.0028
C-59332-1A	Stanislaus	Freestanding Non-Certified Wood Stove	Gas Insert				TRUE	1/2/2018	2/7/2018	29.5	0	54%	68%	1.55	54%	44%	0.0191	0.0000	0.0191
C-59333-1A	Fresno	Open Hearth Fireplace	Gas Insert				TRUE	12/18/2017	1/23/2018	22.7	0	7%	68%	0.299465	24%	59%	0.0013	0.0000	0.0013
C-59334-1A	Fresno	Freestanding Non-Certified Wood Stove	Gas Insert				FALSE	11/13/2017	1/11/2018	29.5	0	54%	68%	2.09	100%	0%	0.0475	0.0000	0.0475
C-59336-1A	Stanislaus	Non-Certified Wood Insert	Certified Wood Insert	4.5		75 Non-Catalytic	FALSE	11/17/2017	12/27/2017	29.5	9	54%	75%	2.1	100%	0%	0.0477	0.0105	0.0372
C-59337-1A	Kern	Wood-burning firebox	Gas Insert				FALSE	11/10/2017	12/13/2017	22.7	0	7%	68%	0.299465	100%	0%	0.0052	0.0000	0.0052
C-59338-1A	San Joaquin	Open Hearth Fireplace	Gas Insert				FALSE	12/5/2017	2/1/2018	22.7	0	7%	68%	0.299465	100%	0%	0.0052	0.0000	0.0052
C-59339-1A	Stanislaus	Open Hearth Fireplace	Certified Pellet Insert	1		Non-Catalytic	FALSE	11/20/2017	12/27/2017	22.7	2	7%	68%	0.299465	100%	0%	0.0052	0.0000	0.0052
C-59340-1A	Stanislaus	Wood-burning firebox	Gas Fireplace				FALSE	1/18/2018	3/14/2018	22.7	0	7%	68%	0.299465	100%	0%	0.0052	0.0000	0.0052
C-59341-1A	Fresno	Open Hearth Fireplace	Gas Insert				TRUE	12/5/2017	12/27/2017	22.7	0	7%	68%	0.299465	24%	59%	0.0013	0.0000	0.0013
C-59342-1A	Fresno	Open Hearth Fireplace	Certified Wood Insert	2.9		Non-Catalytic	TRUE	12/12/2017	1/10/2018	22.7	5.8	7%	68%	0.299465	24%	59%	0.0013	0.0000	0.0012
C-59343-1A	Fresno	Open Hearth Fireplace	Certified Pellet Insert	1.1		Non-Catalytic	TRUE	12/6/2017	1/10/2018	22.7	2.2	7%	68%	0.299465	24%	59%	0.0013	0.0000	0.0012
C-59344-1A	Madera	Non-Certified Wood Insert	Certified Wood Insert	3.5		Non-Catalytic	TRUE	12/7/2017	12/27/2017	29.5	7	54%	68%	2.1	33%	57%	0.0159	0.0037	0.0122
C-59345-1A	Fresno	Open Hearth Fireplace	Gas Insert				TRUE	1/10/2018	2/6/2018	22.7	0	7%	68%	0.299465	24%	59%	0.0013	0.0000	0.0013
C-59346-1A	Fresno	Freestanding Non-Certified Wood Stove	Gas Insert				TRUE	11/27/2017	12/27/2017	29.5	0	54%	68%	2.09	24%	59%	0.0115	0.0000	0.0115
C-59347-1A	Stanislaus	Open Hearth Fireplace	Certified Pellet Insert	1.5		76 Non-Catalytic	FALSE	12/1/2017	1/10/2018	22.7	3	7%	76%	0.299465	100%	0%	0.0052	0.0001	0.0052
C-59349-1A	Stanislaus	Wood-burning firebox	Gas Insert				TRUE	11/17/2017	12/27/2017	22.7	0	7%	68%	0.299465	54%	44%	0.0028	0.0000	0.0028
C-59350-1A	Tulare	Open Hearth Fireplace	Gas Insert				TRUE	12/21/2017	2/22/2018	22.7	0	7%	68%	0.299465	53%	43%	0.0028	0.0000	0.0028
C-59351-1A	Fresno	Open Hearth Fireplace	Gas Insert				TRUE	12/27/2017	2/12/2018	22.7	0	7%	68%	0.299465	24%	59%	0.0013	0.0000	0.0013
C-59352-1A	Stanislaus	Open Hearth Fireplace	Gas Insert				TRUE	12/28/2018	1/18/2018	22.7	0	7%	68%	0.299465	54%	44%	0.0028	0.0000	0.0028
C-59353-1A	Stanislaus	Open Hearth Fireplace	Certified Pellet Insert	1.5		76 Non-Catalytic	TRUE	11/21/2017	12/27/2017	22.7	3	7%	76%	0.299465	54%	44%	0.0028	0.0000	0.0028
C-59355-1A	Fresno	Open Hearth Fireplace	Gas Insert				TRUE	12/11/2017	2/6/2018	22.7	0	7%	68%	0.299465	24%	59%	0.0013	0.0000	0.0013
C-59356-1A	Fresno	Open Hearth Fireplace	Gas Fireplace				FALSE	1/31/2018	6/20/2018	22.7	0	7%	68%	0.299465	100%	0%	0.0052	0.0000	0.0052
C-59357-1A	Kern	Open Hearth Fireplace	Gas Insert				TRUE	11/24/2017	12/27/2017	22.7	0	7%	68%	0.299465	31%	51%	0.0016	0.0000	0.0016

SAN JOAQUIN VALLEY UNIFIED AIR POLLUTION CONTROL DISTRICT

2021 Annual Demonstration Report

August 31, 2022

Contract#	County	OldDeviceType	NewDeviceType	EmissionRating	OverallEfficiency	DeviceSubtype	PipedNatGa	InstallDate	ClaimDate	Emission Factor		Efficiency		FuelUse	Non-Curtailment %		Emissions (tpy PM2.5)		
										EF_Old	EF_New	Eff_Old	Eff_New		B_all	B_reg	Before	After	Reduction
C-59452-1A	Stanislaus	Open Hearth Fireplace	Gas Insert				TRUE	12/19/2017	1/18/2018	22.7	0	7%	68%	0.299465	54%	44%	0.0028	0.0000	0.0028
C-59453-1A	Stanislaus	Open Hearth Fireplace	Certified Pellet Insert	1.1		Non-Catalytic	FALSE	1/2/2018	2/12/2018	22.7	2.2	7%	68%	0.299465	100%	0%	0.0052	0.0001	0.0052
C-59455-1A	San Joaquin	Open Hearth Fireplace	Gas Insert				TRUE	2/26/2018	4/18/2018	22.7	0	7%	68%	0.299465	61%	38%	0.0032	0.0000	0.0032
C-59456-1A	Stanislaus	Open Hearth Fireplace	Gas Insert				TRUE	1/3/2018	2/12/2018	22.7	0	7%	68%	0.299465	54%	44%	0.0028	0.0000	0.0028
C-59457-1A	Kern	Wood-burning firebox	Gas Insert				TRUE	12/20/2017	1/23/2018	22.7	0	7%	68%	0.299465	31%	51%	0.0016	0.0000	0.0016
C-59458-1A	Fresno	Freestanding Non-Certified Pellet Stove	Freestanding Certified Pellet Stove	1.8		Non-Catalytic	TRUE	3/22/2018	5/3/2018	2.9	3.6	68%	68%	2.09	24%	59%	0.0011	0.0019	-0.0008
C-59459-1A	Merced	Open Hearth Fireplace	Gas Insert				TRUE	12/5/2017	1/23/2018	22.7	0	7%	68%	0.299465	68%	32%	0.0035	0.0000	0.0035
C-59460-1A	Stanislaus	Non-Certified Wood Insert	Certified Wood Insert	1.8		80 Catalytic	FALSE	11/27/2017	12/27/2017	29.5	3.6	54%	80%	2.1	100%	0%	0.0477	0.0039	0.0438
C-59461-1A	Fresno	Open Hearth Fireplace	Gas Insert				TRUE	12/20/2017	2/7/2018	22.7	0	7%	68%	0.299465	24%	59%	0.0013	0.0000	0.0013
C-59462-1A	San Joaquin	Open Hearth Fireplace	Gas Insert				FALSE	1/10/2018	2/21/2018	22.7	0	7%	68%	0.299465	100%	0%	0.0052	0.0000	0.0052
C-59463-1A	Kern	Open Hearth Fireplace	Gas Insert				TRUE	11/22/2017	12/13/2017	22.7	0	7%	68%	0.299465	31%	51%	0.0016	0.0000	0.0016
C-59464-1A	Fresno	Open Hearth Fireplace	Gas Insert				FALSE	11/29/2017	12/27/2017	22.7	0	7%	68%	0.299465	100%	0%	0.0052	0.0000	0.0052
C-59466-1A	Fresno	Open Hearth Fireplace	Gas Insert				TRUE	12/11/2017	12/27/2017	22.7	0	7%	68%	0.299465	24%	59%	0.0013	0.0000	0.0013
C-59467-1A	Fresno	Open Hearth Fireplace	Certified Pellet Insert	1.1		Non-Catalytic	FALSE	11/30/2017	12/27/2017	22.7	2.2	7%	68%	0.299465	100%	0%	0.0052	0.0001	0.0052
C-59471-1A	San Joaquin	Open Hearth Fireplace	Gas Insert				TRUE	12/13/2017	12/27/2017	22.7	0	7%	68%	0.299465	61%	38%	0.0032	0.0000	0.0032
C-59472-1A	Madera	Wood-burning firebox	Gas Insert				TRUE	11/25/2017	12/20/2017	22.7	0	7%	68%	0.299465	33%	57%	0.0017	0.0000	0.0017
C-59473-1A	Merced	Open Hearth Fireplace	Gas Insert				TRUE	12/2/2017	12/20/2017	22.7	0	7%	68%	0.299465	68%	32%	0.0035	0.0000	0.0035
C-59474-1A	San Joaquin	Open Hearth Fireplace	Gas Insert				FALSE	12/1/2017	2/20/2018	22.7	0	7%	68%	0.299465	100%	0%	0.0052	0.0000	0.0052
C-59475-1A	Fresno	Open Hearth Fireplace	Gas Insert				TRUE	12/2/2017	12/27/2017	22.7	0	7%	68%	0.299465	24%	59%	0.0013	0.0000	0.0013
C-59476-1A	Stanislaus	Open Hearth Fireplace	Gas Insert				TRUE	12/6/2017	12/27/2017	22.7	0	7%	68%	0.299465	54%	44%	0.0028	0.0000	0.0028
C-59477-1A	San Joaquin	Open Hearth Fireplace	Certified Wood Insert	4.2		Non-Catalytic	FALSE	12/10/2017	1/10/2018	22.7	8.4	7%	68%	0.299465	100%	0%	0.0052	0.0002	0.0050
C-59488-1A	Fresno	Open Hearth Fireplace	Certified Wood Insert	2.6		Non-Catalytic	TRUE	11/21/2017	12/13/2017	22.7	5.2	7%	68%	0.299465	24%	59%	0.0013	0.0000	0.0012
C-59489-1A	Kern	Open Hearth Fireplace	Gas Insert				TRUE	2/23/2018	4/18/2018	22.7	0	7%	68%	0.299465	31%	51%	0.0016	0.0000	0.0016
C-59490-1A	Fresno	Open Hearth Fireplace	Gas Insert				TRUE	12/20/2017	2/1/2018	22.7	0	7%	68%	0.299465	24%	59%	0.0013	0.0000	0.0013
C-59491-1A	Fresno	Non-Certified Pellet Insert	Gas Insert				TRUE	12/7/2017	12/27/2017	2.9	0	68%	68%	2.1	24%	59%	0.0011	0.0000	0.0011
C-59493-2B	Fresno	Wood-burning firebox	Gas Insert				FALSE	12/18/2017	3/13/2018	22.7	0	7%	68%	0.299465	100%	0%	0.0052	0.0000	0.0052
C-59494-1A	Fresno	Open Hearth Fireplace	Gas Insert				TRUE	12/11/2017	1/10/2018	22.7	0	7%	68%	0.299465	24%	59%	0.0013	0.0000	0.0013
C-59495-1A	Merced	Wood-burning firebox	Gas Insert				TRUE	12/8/2017	2/21/2018	22.7	0	7%	68%	0.299465	68%	32%	0.0035	0.0000	0.0035
C-59497-1A	Fresno	Freestanding Non-Certified Wood Stove	Gas Insert				TRUE	12/6/2017	1/11/2018	29.5	0	54%	68%	2.09	24%	59%	0.0115	0.0000	0.0115
C-59499-1A	Fresno	Open Hearth Fireplace	Gas Insert				TRUE	12/6/2017	12/27/2017	22.7	0	7%	68%	0.299465	24%	59%	0.0013	0.0000	0.0013
C-59503-1A	Fresno	Open Hearth Fireplace	Gas Fireplace				TRUE	12/8/2017	4/2/2018	22.7	0	7%	68%	0.299465	24%	59%	0.0013	0.0000	0.0013
C-59512-1A	San Joaquin	Wood-burning firebox	Gas Insert				TRUE	12/21/2017	2/7/2018	22.7	0	7%	68%	0.299465	61%	38%	0.0032	0.0000	0.0032
C-59513-1A	Fresno	Open Hearth Fireplace	Gas Insert				TRUE	1/15/2018	2/14/2018	22.7	0	7%	68%	0.299465	24%	59%	0.0013	0.0000	0.0013
C-59515-1A	Stanislaus	Open Hearth Fireplace	Gas Insert				TRUE	12/5/2017	12/27/2017	22.7	0	7%	68%	0.299465	54%	44%	0.0028	0.0000	0.0028
C-59516-1A	Stanislaus	Open Hearth Fireplace	Gas Fireplace				TRUE	12/11/2017	2/21/2018	22.7	0	7%	68%	0.299465	54%	44%	0.0028	0.0000	0.0028
C-59517-1A	San Joaquin	Wood-burning firebox	Gas Fireplace				TRUE	1/31/2018	4/18/2018	22.7	0	7%	68%	0.299465	61%	38%	0.0032	0.0000	0.0032
C-59519-1A	Fresno	Open Hearth Fireplace	Gas Insert				TRUE	12/28/2017	4/11/2018	22.7	0	7%	68%	0.299465	24%	59%	0.0013	0.0000	0.0013
C-59521-1A	San Joaquin	Wood-burning firebox	Gas Insert				TRUE	12/7/2017	2/1/2018	22.7	0	7%	68%	0.299465	61%	38%	0.0032	0.0000	0.0032
C-59523-1A	Kings	Open Hearth Fireplace	Gas Insert				TRUE	12/9/2017	1/11/2018	22.7	0	7%	68%	0.299465	48%	48%	0.0025	0.0000	0.0025
C-59524-1A	Tulare	Wood-burning firebox	Gas Insert				FALSE	12/18/2017	1/23/2018	22.7	0	7%	68%	0.299465	100%	0%	0.0052	0.0000	0.0052
C-59525-1A	Fresno	Open Hearth Fireplace	Certified Wood Insert	4.5		71 Non-Catalytic	FALSE	12/29/2017	2/7/2018	22.7	9	7%	71%	0.299465	100%	0%	0.0052	0.0002	0.0050
C-59527-1A	Tulare	Freestanding Non-Certified Wood Stove	Freestanding Gas Stove				FALSE	12/5/2017	1/10/2018	29.5	0	54%	68%	2.4	100%	0%	0.0545	0.0000	0.0545
C-59528-1A	Tulare	Freestanding Non-Certified Wood Stove	Gas Insert				FALSE	12/5/2017	12/27/2017	29.5	0	54%	68%	2.4	100%	0%	0.0545	0.0000	0.0545
C-59530-1A	Fresno	Open Hearth Fireplace	Gas Insert				TRUE	12/5/2017	12/27/2017	22.7	0	7%	68%	0.299465	24%	59%	0.0013	0.0000	0.0013
C-59531-2B	Fresno	Wood-burning firebox	Gas Insert				TRUE	1/11/2018	2/6/2018	22.7	0	7%	68%	0.299465	24%	59%	0.0013	0.0000	0.0013
C-59532-1A	Tulare	Open Hearth Fireplace	Gas Insert				TRUE	12/21/2017	2/13/2018	22.7	0	7%	68%	0.299465	53%	43%	0.0028	0.0000	0.0028
C-59535-1A	Madera	Open Hearth Fireplace	Certified Wood Insert	2.6		Non-Catalytic	TRUE	12/20/2017	1/10/2018	22.7	5.2	7%	68%	0.299465	33%	57%	0.0017	0.0001	0.0017
C-59536-1A	Stanislaus	Non-Certified Pellet Insert	Certified Pellet Insert	1.8		Non-Catalytic	FALSE	12/22/2017	2/7/2018	2.9	3.6	68%	68%	2.1	100%	0%	0.0047	0.0058	-0.0011
C-59538-1A	Fresno	Wood-burning firebox	Gas Insert				TRUE	12/2/2017	12/27/2017	22.7	0	7%	68%	0.299465	24%	59%	0.0013	0.0000	0.0013
C-59540-1A	Tulare	Freestanding Non-Certified Wood Stove	Gas Insert				FALSE	12/11/2017	12/20/2017	29.5	0	54%	68%	2.4	100%	0%	0.0545	0.0000	0.0545
C-59543-1A	San Joaquin	Open Hearth Fireplace	Gas Insert				TRUE	12/18/2017	2/22/2018	22.7	0	7%	68%	0.299465	61%	38%	0.0032	0.0000	0.0032
C-59545-1A	Stanislaus	Open Hearth Fireplace	Gas Insert				TRUE	12/19/2017	1/23/2018	22.7	0	7%	68%	0.299465	54%	44%	0.0028	0.0000	0.0028
C-59548-1A	Kern	Open Hearth Fireplace	Gas Insert				FALSE	11/24/2017	12/27/2017	22.7	0	7%	68%	0.299465	100%	0%	0.0052	0.0000	0.0052
C-59551-1A	Fresno	Open Hearth Fireplace	Certified Pellet Insert	2.1		Non-Catalytic	TRUE	11/24/2017	12/13/2017	22.7	4.2	7%	68%	0.299465	24%	59%	0.0013	0.0000	0.0012
C-59552-1A	Madera	Non-Certified Pellet Insert	Certified Pellet Insert	2.1		Non-Catalytic	TRUE	12/16/2017	1/10/2018	2.9	4.2	68%	68%	2.1	33%	57%	0.0016	0.0028	-0.0012
C-59553-1A	Stanislaus	Non-Certified Pellet Insert	Gas Insert				TRUE	11/22/2017	12/27/2017	2.9	0	68%	68%	2.1	54%	44%	0.0025	0.0000	0.0025
C-59554-1A	Merced	Open Hearth Fireplace	Certified Pellet Insert	1.1		70 Non-Catalytic	TRUE	1/18/2018	2/26/2018	22.7	2.2	7%	70%	0.299465	68%	32%	0.0035	0.0000	0.0035
C-59556-1A	Fresno	Open Hearth Fireplace	Gas Insert				TRUE	1/11/2018	2/20/2018	22.7	0	7%	68%	0.299465	24%	59%	0.0013	0.0000	0.0013
C-59557-1A	San Joaquin	Non-Certified Pellet Insert	Certified Pellet Insert	1.5		76 Non-Catalytic	TRUE	12/18/2017	2/1/2018	2.9	3	68%	76%	2.1	61%	38%	0.0029	0.0029	0.0000
C-59558-1A	Fresno	Freestanding Non-Certified Wood Stove	Gas Insert				TRUE	12/4/2017	3/15/2018	29.5	0	54%	68%	2.09	24%	59%	0.0115	0.0000	0.0115
C-59559-1A	Madera	Wood-burning firebox	Gas Insert				TRUE	1/19/2018	2/21/2018	22.7	0	7%	68%	0.299465	33%	57%	0.0017	0.0000	0.0017
C-59561-1A	Fresno	Open Hearth Fireplace	Gas Insert				TRUE	12/22/2017	4/11/2018	22.7	0	7%	68%	0.299465	24%	59%	0.0013	0.0000	0.0013
C-59562-1A	Madera	Open Hearth Fireplace	Gas Insert				TRUE	12/7/2017	12/27/2017	22.7	0	7%	68%	0.299465	33%	57%	0.0017	0.0000	0.0017
C-59563-1A	Fresno	Open Hearth Fireplace	Gas Insert				TRUE	12/1/2017	12/27/2017	22.7	0	7%	68%	0.299465	24%	59%	0.0013	0.0000	0.0013
C-59566-2B	Madera	Open Hearth Fireplace	Certified Pellet Insert	1.1		Non-Catalytic	FALSE	1/16/2018	6/20/2018	22.7	2.2	7%	68%	0.299465	100%	0%	0.0052	0.0001	0.0052
C-59567-1A	Merced	Open Hearth Fireplace	Gas Insert				TRUE	12/9/2017	2/26/2018	22.7	0	7%	68%	0.299465	68%	32%	0.0035	0.0000	0.0035
C-59568-1A	Fresno	Open Hearth Fireplace	Certified Wood Insert	2.9		Non-Catalytic	TRUE	12/20/2017	2/7/2										

SAN JOAQUIN VALLEY UNIFIED AIR POLLUTION CONTROL DISTRICT

2021 Annual Demonstration Report

August 31, 2022

Contract#	County	OldDeviceType	NewDeviceType	EmissionRating	OverallEfficiency	DeviceSubtype	PipedNatGa	InstallDate	ClaimDate	Emission Factor		Efficiency		FuelUse	Non-Curtailment %		Emissions (tpy PM2.5)		
										EF_Old	EF_New	Eff_Old	Eff_New		B_all	B_reg	Before	After	Reduction
C-59622-1A	Fresno	Open Hearth Fireplace	Gas Insert				TRUE	12/13/2017	1/10/2018	22.7	0	7%	68%	0.299465	24%	59%	0.0013	0.0000	0.0013
C-59623-1A	San Joaquin	Wood-burning firebox	Gas Insert				FALSE	11/21/2017	12/27/2017	22.7	0	7%	68%	0.299465	100%	0%	0.0052	0.0000	0.0052
C-59624-1A	Kern	Open Hearth Fireplace	Gas Insert				TRUE	11/30/2017	12/27/2017	22.7	0	7%	68%	0.299465	31%	51%	0.0016	0.0000	0.0016
C-59625-1A	San Joaquin	Open Hearth Fireplace	Certified Pellet Insert	1.1		Non-Catalytic	TRUE	12/13/2017	1/11/2018	22.7	2.2	7%	68%	0.299465	61%	38%	0.0032	0.0000	0.0031
C-59626-1A	Stanislaus	Freestanding Non-Certified Wood Stove	Gas Insert				TRUE	12/14/2017	1/23/2018	29.5	0	54%	68%	1.55	54%	44%	0.0191	0.0000	0.0191
C-59642-1A	Fresno	Open Hearth Fireplace	Gas Insert				TRUE	11/21/2017	12/27/2017	22.7	0	7%	68%	0.299465	24%	59%	0.0013	0.0000	0.0013
C-59644-1A	Kern	Open Hearth Fireplace	Gas Insert				FALSE	12/14/2017	1/23/2018	22.7	0	7%	68%	0.299465	100%	0%	0.0052	0.0000	0.0052
C-59645-1A	Kern	Open Hearth Fireplace	Gas Insert				FALSE	11/28/2017	2/7/2018	22.7	0	7%	68%	0.299465	100%	0%	0.0052	0.0000	0.0052
C-59653-1A	Fresno	Open Hearth Fireplace	Certified Wood Insert	4.1		Non-Catalytic	TRUE	12/15/2017	1/23/2018	22.7	8.2	7%	68%	0.299465	24%	59%	0.0013	0.0001	0.0012
C-59654-1A	Stanislaus	Open Hearth Fireplace	Gas Insert				TRUE	1/24/2018	3/13/2018	22.7	0	7%	68%	0.299465	54%	44%	0.0028	0.0000	0.0028
C-59656-1A	Fresno	Open Hearth Fireplace	Gas Insert				TRUE	12/11/2017	12/27/2017	22.7	0	7%	68%	0.299465	24%	59%	0.0013	0.0000	0.0013
C-59658-1A	Kern	Open Hearth Fireplace	Gas Fireplace				FALSE	12/1/2017	1/10/2018	22.7	0	7%	68%	0.299465	100%	0%	0.0052	0.0000	0.0052
C-59659-1A	Stanislaus	Open Hearth Fireplace	Gas Insert				TRUE	12/8/2017	2/12/2018	22.7	0	7%	68%	0.299465	54%	44%	0.0028	0.0000	0.0028
C-59660-1A	Stanislaus	Open Hearth Fireplace	Certified Pellet Insert	1.8		Non-Catalytic	FALSE	12/2/2017	12/20/2017	22.7	3.6	7%	68%	0.299465	100%	0%	0.0052	0.0001	0.0051
C-59677-1A	San Joaquin	Open Hearth Fireplace	Gas Insert				TRUE	12/7/2017	2/22/2018	22.7	0	7%	68%	0.299465	61%	38%	0.0032	0.0000	0.0032
C-59678-1A	Kern	Wood-burning firebox	Gas Insert				FALSE	12/21/2017	2/6/2018	22.7	0	7%	68%	0.299465	100%	0%	0.0052	0.0000	0.0052
C-59679-1A	Kern	Wood-burning firebox	Gas Insert				FALSE	12/5/2017	2/7/2018	22.7	0	7%	68%	0.299465	100%	0%	0.0052	0.0000	0.0052
C-59680-1A	Kern	Open Hearth Fireplace	Gas Insert				FALSE	12/8/2017	12/27/2017	22.7	0	7%	68%	0.299465	100%	0%	0.0052	0.0000	0.0052
C-59681-1A	Tulare	Non-Certified Wood Insert	Certified Wood Insert	4.1		Non-Catalytic	TRUE	12/23/2017	1/23/2018	29.5	8.2	54%	68%	2.1	53%	43%	0.0254	0.0063	0.0192
C-59682-1A	Fresno	Open Hearth Fireplace	Gas Insert				TRUE	12/21/2017	2/7/2018	22.7	0	7%	68%	0.299465	24%	59%	0.0013	0.0000	0.0013
C-59683-1A	Fresno	Open Hearth Fireplace	Gas Insert				TRUE	12/18/2017	1/10/2018	22.7	0	7%	68%	0.299465	24%	59%	0.0013	0.0000	0.0013
C-59684-1A	Fresno	Open Hearth Fireplace	Gas Insert				TRUE	12/20/2017	2/20/2018	22.7	0	7%	68%	0.299465	24%	59%	0.0013	0.0000	0.0013
C-59685-1A	Fresno	Open Hearth Fireplace	Gas Insert				TRUE	12/16/2017	2/7/2018	22.7	0	7%	68%	0.299465	24%	59%	0.0013	0.0000	0.0013
C-59686-1A	Kern	Open Hearth Fireplace	Gas Insert				TRUE	12/15/2017	1/23/2018	22.7	0	7%	68%	0.299465	31%	51%	0.0016	0.0000	0.0016
C-59697-1A	Tulare	Open Hearth Fireplace	Gas Insert				TRUE	1/22/2018	3/13/2018	22.7	0	7%	68%	0.299465	53%	43%	0.0028	0.0000	0.0028
C-59701-1A	San Joaquin	Open Hearth Fireplace	Gas Insert				TRUE	12/8/2017	12/27/2017	22.7	0	7%	68%	0.299465	61%	38%	0.0032	0.0000	0.0032
C-59702-1A	Fresno	Open Hearth Fireplace	Gas Insert				FALSE	11/29/2017	12/27/2017	22.7	0	7%	68%	0.299465	100%	0%	0.0052	0.0000	0.0052
C-59703-1A	Fresno	Open Hearth Fireplace	Gas Insert				FALSE	12/1/2017	12/27/2017	22.7	0	7%	68%	0.299465	100%	0%	0.0052	0.0000	0.0052
C-59705-1A	San Joaquin	Open Hearth Fireplace	Gas Insert				TRUE	1/13/2018	2/21/2018	22.7	0	7%	68%	0.299465	61%	38%	0.0032	0.0000	0.0032
C-59706-1A	San Joaquin	Wood-burning firebox	Gas Insert				TRUE	1/23/2018	3/13/2018	22.7	0	7%	68%	0.299465	61%	38%	0.0032	0.0000	0.0032
C-59707-1A	Stanislaus	Open Hearth Fireplace	Certified Pellet Insert	1.3		Non-Catalytic	TRUE	12/21/2017	2/7/2018	22.7	2.6	7%	68%	0.299465	54%	44%	0.0028	0.0000	0.0028
C-59708-1A	Stanislaus	Open Hearth Fireplace	Gas Insert				TRUE	12/20/2017	2/6/2018	22.7	0	7%	68%	0.299465	54%	44%	0.0028	0.0000	0.0028
C-59724-1A	San Joaquin	Open Hearth Fireplace	Gas Insert				FALSE	2/7/2018	3/20/2018	22.7	0	7%	68%	0.299465	100%	0%	0.0052	0.0000	0.0052
C-59726-1A	Fresno	Open Hearth Fireplace	Gas Insert				FALSE	12/20/2017	3/13/2018	22.7	0	7%	68%	0.299465	100%	0%	0.0052	0.0000	0.0052
C-59727-1A	Kern	Freestanding Certified Wood Stove	Freestanding Gas Stove				TRUE	12/7/2017	12/27/2017	14.5785	0	68%	68%	1.57	31%	51%	0.0054	0.0000	0.0054
C-59728-1A	Kern	Wood-burning firebox	Gas Insert				TRUE	12/6/2017	12/27/2017	22.7	0	7%	68%	0.299465	31%	51%	0.0016	0.0000	0.0016
C-59729-1A	Stanislaus	Open Hearth Fireplace	Gas Insert				FALSE	12/20/2017	2/1/2018	22.7	0	7%	68%	0.299465	100%	0%	0.0052	0.0000	0.0052
C-59731-1A	Stanislaus	Wood-burning firebox	Gas Insert				TRUE	11/29/2017	12/27/2017	22.7	0	7%	68%	0.299465	54%	44%	0.0028	0.0000	0.0028
C-59734-1A	Stanislaus	Wood-burning firebox	Gas Insert				TRUE	1/11/2018	4/18/2018	22.7	0	7%	68%	0.299465	54%	44%	0.0028	0.0000	0.0028
C-59736-1A	Madera	Freestanding Non-Certified Wood Stove	Freestanding Certified Pellet Stove	4		Non-Catalytic	TRUE	12/14/2017	1/10/2018	29.5	8	54%	68%	2.61	33%	57%	0.0198	0.0053	0.0145
C-59739-1A	Fresno	Wood-burning firebox	Gas Insert				TRUE	12/21/2017	1/10/2018	22.7	0	7%	68%	0.299465	24%	59%	0.0013	0.0000	0.0013
C-59740-1A	San Joaquin	Open Hearth Fireplace	Gas Insert				TRUE	12/13/2017	1/10/2018	22.7	0	7%	68%	0.299465	61%	38%	0.0032	0.0000	0.0032
C-59742-1A	Merced	Wood-burning firebox	Gas Insert				TRUE	12/22/2017	1/23/2018	22.7	0	7%	68%	0.299465	68%	32%	0.0035	0.0000	0.0035
C-59744-1A	Stanislaus	Open Hearth Fireplace	Gas Insert				TRUE	12/20/2017	2/1/2018	22.7	0	7%	68%	0.299465	54%	44%	0.0028	0.0000	0.0028
C-59760-1A	Stanislaus	Open Hearth Fireplace	Gas Insert				FALSE	12/17/2017	2/1/2018	22.7	0	7%	68%	0.299465	100%	0%	0.0052	0.0000	0.0052
C-59761-1A	San Joaquin	Open Hearth Fireplace	Gas Insert				TRUE	12/17/2017	2/6/2018	22.7	0	7%	68%	0.299465	61%	38%	0.0032	0.0000	0.0032
C-59762-1A	Fresno	Wood-burning firebox	Gas Insert				TRUE	12/12/2017	1/11/2018	22.7	0	7%	68%	0.299465	24%	59%	0.0013	0.0000	0.0013
C-59763-1A	Fresno	Open Hearth Fireplace	Gas Insert				TRUE	12/15/2017	1/23/2018	22.7	0	7%	68%	0.299465	24%	59%	0.0013	0.0000	0.0013
C-59764-1A	Fresno	Open Hearth Fireplace	Gas Insert				TRUE	12/13/2017	1/11/2018	22.7	0	7%	68%	0.299465	24%	59%	0.0013	0.0000	0.0013
C-59765-1A	Fresno	Open Hearth Fireplace	Gas Insert				TRUE	1/8/2018	3/14/2018	22.7	0	7%	68%	0.299465	24%	59%	0.0013	0.0000	0.0013
C-59769-1A	San Joaquin	Open Hearth Fireplace	Gas Insert				TRUE	3/6/2018	5/3/2018	22.7	0	7%	68%	0.299465	61%	38%	0.0032	0.0000	0.0032
C-59773-1A	Madera	Freestanding Non-Certified Wood Stove	Freestanding Certified Wood Stove	3.5		Non-Catalytic	TRUE	12/2/2017	12/27/2017	29.5	7	54%	68%	2.61	33%	57%	0.0198	0.0046	0.0152
C-59774-1A	Fresno	Open Hearth Fireplace	Certified Wood Insert	3.1		Non-Catalytic	TRUE	3/16/2018	5/3/2018	22.7	6.2	7%	68%	0.299465	24%	59%	0.0013	0.0000	0.0012
C-59777-1A	Kern	Open Hearth Fireplace	Gas Insert				TRUE	12/17/2017	1/10/2018	22.7	0	7%	68%	0.299465	31%	51%	0.0016	0.0000	0.0016
C-59778-1A	Fresno	Open Hearth Fireplace	Gas Insert				FALSE	12/16/2017	1/11/2018	22.7	0	7%	68%	0.299465	100%	0%	0.0052	0.0000	0.0052
C-59779-1A	Merced	Open Hearth Fireplace	Certified Wood Insert	0.58		80 Catalytic	FALSE	12/21/2017	3/14/2018	22.7	1.16	7%	80%	0.299465	100%	0%	0.0052	0.0000	0.0052
C-59780-1A	Tulare	Open Hearth Fireplace	Gas Insert				FALSE	12/6/2017	12/27/2017	22.7	0	7%	68%	0.299465	100%	0%	0.0052	0.0000	0.0052
C-59782-1A	Madera	Open Hearth Fireplace	Certified Wood Insert	1.9		Non-Catalytic	TRUE	1/23/2018	3/20/2018	22.7	3.8	7%	68%	0.299465	33%	57%	0.0017	0.0000	0.0017
C-59783-1A	Tulare	Open Hearth Fireplace	Gas Insert				TRUE	1/4/2018	1/23/2018	22.7	0	7%	68%	0.299465	53%	43%	0.0028	0.0000	0.0028
C-59784-1A	San Joaquin	Open Hearth Fireplace	Gas Insert				FALSE	12/2/2017	1/10/2018	22.7	0	7%	68%	0.299465	100%	0%	0.0052	0.0000	0.0052
C-59786-1A	Madera	Non-Certified Wood Insert	Certified Wood Insert	2.6		Non-Catalytic	FALSE	12/5/2017	12/20/2017	29.5	5.2	54%	68%	2.1	100%	0%	0.0477	0.0067	0.0410
C-59787-1A	Fresno	Wood-Burning Firebox	Certified Wood Insert	2.6		Non-Catalytic	TRUE	11/29/2017	12/20/2017	22.7	5.2	7%	68%	0.299465	24%	59%	0.0013	0.0000	0.0012
C-59788-1A	Madera	Open Hearth Fireplace	Certified Wood Insert	2.6		Non-Catalytic	TRUE	12/13/2017	12/20/2017	22.7	5.2	7%	68%	0.299465	33%	57%	0.0017	0.0001	0.0017
C-59797-1A	Merced	Open Hearth Fireplace	Gas Insert				TRUE	11/27/2017	2/6/2018	22.7	0	7%	68%	0.299465	68%	32%	0.0035	0.0000	0.0035
C-59798-1A	San Joaquin	Open Hearth Fireplace	Gas Insert				TRUE	12/28/2017	2/12/2018	22.7	0	7%	68%	0.299465	61%	38%	0.0032	0.0000	0.0032
C-59800-1A	Fresno	Open Hearth Fireplace	Gas Insert				TRUE	12/29/2017	3/13/2018	22.7	0	7%	68%	0.299465	24%	59%	0.0013	0.0000	0.0013
C-59801-1A	Fresno	Open Hearth Fireplace	Gas Insert				TRUE	12/20/2017	3/13/2018	22.7	0	7%	68%						

SAN JOAQUIN VALLEY UNIFIED AIR POLLUTION CONTROL DISTRICT

2021 Annual Demonstration Report

August 31, 2022

Contract#	County	OldDeviceType	NewDeviceType	EmissionRating	OverallEfficiency	DeviceSubtype	PipedNatGa	InstallDate	ClaimDate	Emission Factor		Efficiency		FuelUse	Non-Curtailment %		Emissions (tpy PM2.5)		
										EF_Old	EF_New	Eff_Old	Eff_New		B_all	B_reg	Before	After	Reduction
C-59897-1A	Fresno	Wood-burning firebox	Gas Insert				TRUE	12/7/2017	12/27/2017	22.7	0	7%	68%	0.299465	24%	59%	0.0013	0.0000	0.0013
C-59899-1A	Fresno	Wood-burning firebox	Gas Insert				TRUE	12/11/2017	2/7/2018	22.7	0	7%	68%	0.299465	24%	59%	0.0013	0.0000	0.0013
C-59901-1A	Fresno	Open Hearth Fireplace	Gas Insert				FALSE	12/13/2017	1/11/2018	22.7	0	7%	68%	0.299465	100%	0%	0.0052	0.0000	0.0052
C-59922-1A	Fresno	Open Hearth Fireplace	Gas Insert				TRUE	8/27/2018	10/24/2018	22.7	0	7%	68%	0.299465	24%	59%	0.0013	0.0000	0.0013
C-59923-1A	Stanislaus	Open Hearth Fireplace	Gas Insert				TRUE	1/19/2018	2/21/2018	22.7	0	7%	68%	0.299465	54%	44%	0.0028	0.0000	0.0028
C-59926-1A	Fresno	Open Hearth Fireplace	Gas Insert				TRUE	12/20/2017	2/1/2018	22.7	0	7%	68%	0.299465	24%	59%	0.0013	0.0000	0.0013
C-59927-1A	Fresno	Wood-burning firebox	Gas Insert				FALSE	12/20/2017	2/1/2018	22.7	0	7%	68%	0.299465	100%	0%	0.0052	0.0000	0.0052
C-59928-1A	Fresno	Wood-Burning Firebox	Certified Wood Insert	2.6		Non-Catalytic	TRUE	1/23/2018	2/12/2018	22.7	5.2	7%	68%	0.299465	24%	59%	0.0013	0.0000	0.0012
C-59930-2B	San Joaquin	Open Hearth Fireplace	Gas Insert				FALSE	4/26/2018	6/1/2018	22.7	0	7%	68%	0.299465	100%	0%	0.0052	0.0000	0.0052
C-59931-1A	Kern	Wood-burning firebox	Gas Insert				TRUE	12/15/2017	2/1/2018	22.7	0	7%	68%	0.299465	31%	51%	0.0016	0.0000	0.0016
C-59932-1A	Kern	Wood-burning firebox	Gas Insert				FALSE	12/20/2017	1/10/2018	22.7	0	7%	68%	0.299465	100%	0%	0.0052	0.0000	0.0052
C-59933-1A	Kern	Open Hearth Fireplace	Gas Insert				FALSE	12/18/2017	1/23/2018	22.7	0	7%	68%	0.299465	100%	0%	0.0052	0.0000	0.0052
C-59934-1A	Kern	Open Hearth Fireplace	Gas Insert				FALSE	12/8/2017	1/10/2018	22.7	0	7%	68%	0.299465	100%	0%	0.0052	0.0000	0.0052
C-59935-1A	Kern	Certified Wood Insert	Gas Insert				TRUE	12/20/2017	2/21/2018	14.5785	0	68%	68%	2.1	31%	51%	0.0073	0.0000	0.0073
C-59936-1A	Kern	Open Hearth Fireplace	Gas Insert				FALSE	12/18/2017	1/23/2018	22.7	0	7%	68%	0.299465	100%	0%	0.0052	0.0000	0.0052
C-59937-1A	San Joaquin	Open Hearth Fireplace	Gas Insert				TRUE	12/18/2017	1/10/2018	22.7	0	7%	68%	0.299465	61%	38%	0.0032	0.0000	0.0032
C-59938-1A	Fresno	Non-Certified Wood Insert	Certified Wood Insert	4.1		Non-Catalytic	TRUE	12/28/2017	2/7/2018	29.5	8.2	54%	68%	2.1	24%	59%	0.0115	0.0034	0.0081
C-59939-1A	Madera	Non-Certified Wood Insert	Certified Wood Insert	4.1		Non-Catalytic	FALSE	12/14/2017	3/28/2018	29.5	8.2	54%	68%	2.1	100%	0%	0.0477	0.0105	0.0372
C-59940-1A	Fresno	Open Hearth Fireplace	Certified Wood Insert	3.5		Non-Catalytic	FALSE	12/19/2017	2/21/2018	22.7	7	7%	68%	0.299465	100%	0%	0.0052	0.0002	0.0051
C-59942-1A	Fresno	Wood-burning firebox	Gas Insert				TRUE	12/20/2017	2/7/2018	22.7	0	7%	68%	0.299465	24%	59%	0.0013	0.0000	0.0013
C-59943-1A	Fresno	Open Hearth Fireplace	Gas Insert				FALSE	12/29/2017	3/13/2018	22.7	0	7%	68%	0.299465	100%	0%	0.0052	0.0000	0.0052
C-59944-1A	Fresno	Open Hearth Fireplace	Gas Insert				TRUE	2/15/2018	4/18/2018	22.7	0	7%	68%	0.299465	24%	59%	0.0013	0.0000	0.0013
C-59946-1A	Madera	Freestanding Non-Certified Wood Stove	Freestanding Certified Wood Stove	4.2		Non-Catalytic	FALSE	3/12/2018	4/18/2018	29.5	8.4	54%	68%	2.61	100%	0%	0.0593	0.0134	0.0459
C-59972-1A	Madera	Open Hearth Fireplace	Gas Insert				FALSE	2/2/2018	3/14/2018	22.7	0	7%	68%	0.299465	100%	0%	0.0052	0.0000	0.0052
C-59973-1A	Tulare	Wood-Burning Firebox	Certified Wood Insert	4.2		Non-Catalytic	FALSE	1/6/2018	3/13/2018	22.7	8.4	7%	68%	0.299465	100%	0%	0.0052	0.0002	0.0050
C-59974-1A	Tulare	Wood-Burning Firebox	Certified Wood Insert	3.7		Non-Catalytic	FALSE	12/18/2017	2/12/2018	22.7	7.4	7%	68%	0.299465	100%	0%	0.0052	0.0002	0.0051
C-59976-1A	Tulare	Open Hearth Fireplace	Certified Wood Insert	4.5		71 Non-Catalytic	TRUE	12/11/2017	1/11/2018	22.7	9	7%	71%	0.299465	53%	43%	0.0028	0.0001	0.0027
C-59977-1A	Kings	Open Hearth Fireplace	Gas Insert				TRUE	1/3/2018	1/23/2018	22.7	0	7%	68%	0.299465	48%	48%	0.0025	0.0000	0.0025
C-59978-1A	San Joaquin	Freestanding Certified Wood Stove	Freestanding Gas Stove				TRUE	1/4/2018	2/20/2018	14.5785	0	68%	68%	1.15	61%	38%	0.0079	0.0000	0.0079
C-59979-1A	Stanislaus	Wood-burning firebox	Gas Insert				TRUE	1/2/2018	2/7/2018	22.7	0	7%	68%	0.299465	54%	44%	0.0028	0.0000	0.0028
C-59980-1A	San Joaquin	Wood-burning firebox	Gas Insert				FALSE	12/22/2017	2/21/2018	22.7	0	7%	68%	0.299465	100%	0%	0.0052	0.0000	0.0052
C-59981-1A	Madera	Non-Certified Wood Insert	Certified Wood Insert	4.4		Non-Catalytic	FALSE	1/18/2018	2/26/2018	29.5	8.8	54%	68%	2.1	100%	0%	0.0477	0.0113	0.0364
C-59982-1A	Fresno	Open Hearth Fireplace	Gas Insert				FALSE	2/3/2018	3/6/2018	22.7	0	7%	68%	0.299465	100%	0%	0.0052	0.0000	0.0052
C-59984-1A	Madera	Freestanding Non-Certified Wood Stove	Freestanding Certified Wood Stove	3.9		Non-Catalytic	FALSE	12/29/2017	2/12/2018	29.5	7.8	54%	68%	2.61	100%	0%	0.0593	0.0124	0.0468
C-59999-1A	Kern	Wood-burning firebox	Gas Insert				TRUE	12/11/2017	1/11/2018	22.7	0	7%	68%	0.299465	31%	51%	0.0016	0.0000	0.0016
C-60002-1A	Kern	Open Hearth Fireplace	Gas Insert				TRUE	12/13/2017	1/10/2018	22.7	0	7%	68%	0.299465	31%	51%	0.0016	0.0000	0.0016
C-60003-1A	Kern	Wood-burning firebox	Gas Insert				FALSE	12/12/2017	12/27/2017	22.7	0	7%	68%	0.299465	100%	0%	0.0052	0.0000	0.0052
C-60007-1A	San Joaquin	Freestanding Non-Certified Wood Stove	Gas Insert				TRUE	12/28/2017	2/13/2018	29.5	0	54%	68%	1.15	61%	38%	0.0159	0.0000	0.0159
C-60009-1A	Kern	Open Hearth Fireplace	Gas Insert				FALSE	12/19/2017	1/23/2018	22.7	0	7%	68%	0.299465	100%	0%	0.0052	0.0000	0.0052
C-60010-1A	Kern	Wood-burning firebox	Gas Insert				TRUE	12/12/2017	12/27/2017	22.7	0	7%	68%	0.299465	31%	51%	0.0016	0.0000	0.0016
C-60011-1A	Kern	Freestanding Non-Certified Wood Stove	Gas Insert				FALSE	12/7/2017	12/27/2017	29.5	0	54%	68%	1.57	100%	0%	0.0357	0.0000	0.0357
C-60013-1A	Kern	Open Hearth Fireplace	Gas Insert				TRUE	12/19/2017	3/28/2018	22.7	0	7%	68%	0.299465	31%	51%	0.0016	0.0000	0.0016
C-60027-1A	Fresno	Freestanding Non-Certified Wood Stove	Freestanding Certified Pellet Stove	1.1		Non-Catalytic	FALSE	1/12/2018	4/18/2018	29.5	2.2	54%	68%	2.09	100%	0%	0.0475	0.0028	0.0447
C-60028-1A	Fresno	Open Hearth Fireplace	Gas Insert				TRUE	12/23/2017	2/6/2018	22.7	0	7%	68%	0.299465	24%	59%	0.0013	0.0000	0.0013
C-60029-1A	Fresno	Open Hearth Fireplace	Gas Insert				TRUE	12/29/2017	6/5/2018	22.7	0	7%	68%	0.299465	24%	59%	0.0013	0.0000	0.0013
C-60030-1A	Merced	Open Hearth Fireplace	Gas Insert				FALSE	2/7/2018	3/28/2018	22.7	0	7%	68%	0.299465	100%	0%	0.0052	0.0000	0.0052
C-60032-1A	San Joaquin	Open Hearth Fireplace	Gas Insert				TRUE	12/15/2017	1/11/2018	22.7	0	7%	68%	0.299465	61%	38%	0.0032	0.0000	0.0032
C-60033-1A	Tulare	Open Hearth Fireplace	Gas Insert				FALSE	3/4/2019	7/26/2019	22.7	0	7%	68%	0.299465	100%	0%	0.0052	0.0000	0.0052
C-60034-1A	Fresno	Open Hearth Fireplace	Gas Insert				TRUE	1/17/2018	2/21/2018	22.7	0	7%	68%	0.299465	24%	59%	0.0013	0.0000	0.0013
C-60035-1A	Fresno	Wood-burning firebox	Gas Insert				FALSE	12/28/2017	2/6/2018	22.7	0	7%	68%	0.299465	100%	0%	0.0052	0.0000	0.0052
C-60036-1A	Kern	Open Hearth Fireplace	Gas Insert				TRUE	12/27/2017	6/6/2018	22.7	0	7%	68%	0.299465	31%	51%	0.0016	0.0000	0.0016
C-60037-1A	Kern	Open Hearth Fireplace	Gas Fireplace				TRUE	12/15/2017	2/6/2018	22.7	0	7%	68%	0.299465	31%	51%	0.0016	0.0000	0.0016
C-60038-1A	San Joaquin	Wood-burning firebox	Gas Insert				TRUE	1/9/2018	3/13/2018	22.7	0	7%	68%	0.299465	61%	38%	0.0032	0.0000	0.0032
C-60040-1A	Tulare	Wood-Burning Firebox	Certified Wood Insert	2.6		Non-Catalytic	FALSE	12/15/2017	1/10/2018	22.7	5.2	7%	68%	0.299465	100%	0%	0.0052	0.0001	0.0051
C-60041-1A	Kings	Open Hearth Fireplace	Gas Insert				TRUE	1/17/2018	2/6/2018	22.7	0	7%	68%	0.299465	48%	48%	0.0025	0.0000	0.0025
C-60042-1A	Kings	Non-Certified Wood Insert	Certified Wood Insert	2.6		Non-Catalytic	FALSE	12/27/2017	1/10/2018	29.5	5.2	54%	68%	2.1	100%	0%	0.0477	0.0067	0.0410
C-60044-1A	San Joaquin	Open Hearth Fireplace	Gas Fireplace				FALSE	1/25/2018	6/5/2018	22.7	0	7%	68%	0.299465	100%	0%	0.0052	0.0000	0.0052
C-60047-1A	Kern	Open Hearth Fireplace	Gas Fireplace				FALSE	12/18/2017	2/12/2018	22.7	0	7%	68%	0.299465	100%	0%	0.0052	0.0000	0.0052
C-60048-1A	Kern	Open Hearth Fireplace	Gas Insert				TRUE	12/21/2017	2/7/2018	22.7	0	7%	68%	0.299465	31%	51%	0.0016	0.0000	0.0016
C-60052-1A	San Joaquin	Open Hearth Fireplace	Gas Insert				TRUE	12/28/2018	2/21/2018	22.7	0	7%	68%	0.299465	61%	38%	0.0032	0.0000	0.0032
C-60054-1A	Kings	Open Hearth Fireplace	Certified Wood Insert	3.6		Non-Catalytic	FALSE	11/16/2017	2/14/2018	22.7	7.2	7%	68%	0.299465	100%	0%	0.0052	0.0002	0.0051
C-60055-1A	Fresno	Wood-burning firebox	Gas Insert				TRUE	1/10/2018	2/26/2018	22.7	0	7%	68%	0.299465	24%	59%	0.0013	0.0000	0.0013
C-60056-1A	Fresno	Wood-burning firebox	Gas Insert				TRUE	12/19/2017	1/10/2018	22.7	0	7%	68%	0.299465	24%	59%	0.0013	0.0000	0.0013
C-60057-1A	Fresno	Open Hearth Fireplace	Gas Insert				FALSE	1/13/2018	4/2/2018	22.7	0	7%	68%	0.299465	100%	0%	0.0052	0.0000	0.0052
C-60076-1A	Fresno	Wood-burning firebox	Gas Insert				TRUE	1/11/2018	3/20/2018	22.7	0	7%	68%	0.299465	24%	59%	0.0013	0.0000	0.0013
C-60077-1A	Kern	Non-Certified Pellet Insert	Gas Insert				FALSE	12/16/2017	2/6/2018	2.9	0	68%	68%	2.1	100%	0%	0.0047	0.0000	0.0047
C-60078-1A	San Joaquin	Freestanding Non-Certified Wood Stove	Gas Fireplace				TRUE	12/27/2017	3/13/2018	29.5	0	54%	68%						

SAN JOAQUIN VALLEY UNIFIED AIR POLLUTION CONTROL DISTRICT

2021 Annual Demonstration Report

August 31, 2022

Contract#	County	OldDeviceType	NewDeviceType	EmissionRating	OverallEfficiency	DeviceSubtype	PipedNatGa	InstallDate	ClaimDate	Emission Factor		Efficiency		FuelUse	Non-Curtailment %		Emissions (tpy PM2.5)		
										EF_Old	EF_New	Eff_Old	Eff_New		B_all	B_reg	Before	After	Reduction
C-60160-1A	San Joaquin	Open Hearth Fireplace	Gas Insert				TRUE	2/23/2018	3/28/2018	22.7	0	7%	68%	0.299465	61%	38%	0.0032	0.0000	0.0032
C-60161-1A	San Joaquin	Wood-burning firebox	Gas Insert				TRUE	4/25/2018	5/22/2018	22.7	0	7%	68%	0.299465	61%	38%	0.0032	0.0000	0.0032
C-60162-1A	Fresno	Open Hearth Fireplace	Gas Insert				TRUE	3/5/2018	7/25/2018	22.7	0	7%	68%	0.299465	24%	59%	0.0013	0.0000	0.0013
C-60163-1A	Tulare	Wood-burning firebox	Gas Insert				FALSE	12/22/2017	2/12/2018	22.7	0	7%	68%	0.299465	100%	0%	0.0052	0.0000	0.0052
C-60164-1A	Tulare	Open Hearth Fireplace	Gas Insert				TRUE	12/29/2017	2/13/2018	22.7	0	7%	68%	0.299465	53%	43%	0.0028	0.0000	0.0028
C-60165-1A	Stanislaus	Open Hearth Fireplace	Gas Insert				TRUE	12/22/2017	2/7/2018	22.7	0	7%	68%	0.299465	54%	44%	0.0028	0.0000	0.0028
C-60166-1A	Fresno	Open Hearth Fireplace	Gas Insert				TRUE	12/26/2017	2/7/2018	22.7	0	7%	68%	0.299465	24%	59%	0.0013	0.0000	0.0013
C-60167-1A	San Joaquin	Wood-burning firebox	Gas Insert				TRUE	1/2/2018	2/12/2018	22.7	0	7%	68%	0.299465	61%	38%	0.0032	0.0000	0.0032
C-60168-1A	San Joaquin	Wood-burning firebox	Gas Insert				TRUE	12/22/2017	1/25/2018	22.7	0	7%	68%	0.299465	61%	38%	0.0032	0.0000	0.0032
C-60169-1A	Tulare	Open Hearth Fireplace	Gas Insert				FALSE	12/19/2017	1/23/2018	22.7	0	7%	68%	0.299465	100%	0%	0.0052	0.0000	0.0052
C-60170-1A	Tulare	Open Hearth Fireplace	Certified Pellet Insert	1.5		76 Non-Catalytic	FALSE	12/18/2017	1/11/2018	22.7	3	7%	76%	0.299465	100%	0%	0.0052	0.0001	0.0052
C-60171-1A	San Joaquin	Open Hearth Fireplace	Gas Insert				TRUE	1/3/2018	4/2/2018	22.7	0	7%	68%	0.299465	61%	38%	0.0032	0.0000	0.0032
C-60173-1A	Stanislaus	Open Hearth Fireplace	Gas Insert				TRUE	12/26/2017	4/11/2018	22.7	0	7%	68%	0.299465	54%	44%	0.0028	0.0000	0.0028
C-60177-1A	Kern	Wood-burning firebox	Gas Insert				TRUE	12/20/2017	2/7/2018	22.7	0	7%	68%	0.299465	31%	51%	0.0016	0.0000	0.0016
C-60178-1A	Kern	Certified Pellet Insert	Gas Fireplace				FALSE	2/2/2018	4/2/2018	2.9	0	68%	68%	2.1	100%	0%	0.0047	0.0000	0.0047
C-60200-1A	Fresno	Open Hearth Fireplace	Gas Insert				TRUE	2/1/2018	5/15/2018	22.7	0	7%	68%	0.299465	24%	59%	0.0013	0.0000	0.0013
C-60202-1A	San Joaquin	Open Hearth Fireplace	Certified Pellet Insert	1		Non-Catalytic	TRUE	12/15/2017	1/10/2018	22.7	2	7%	68%	0.299465	61%	38%	0.0032	0.0000	0.0032
C-60206-1A	Fresno	Open Hearth Fireplace	Gas Insert				TRUE	1/6/2018	2/12/2018	22.7	0	7%	68%	0.299465	24%	59%	0.0013	0.0000	0.0013
C-60208-1A	Tulare	Open Hearth Fireplace	Gas Insert				FALSE	1/22/2018	3/13/2018	22.7	0	7%	68%	0.299465	100%	0%	0.0052	0.0000	0.0052
C-60211-1A	San Joaquin	Open Hearth Fireplace	Certified Pellet Insert	1.1		Non-Catalytic	TRUE	2/10/2018	3/28/2018	22.7	2.2	7%	68%	0.299465	61%	38%	0.0032	0.0000	0.0031
C-60212-1A	Fresno	Freestanding Non-Certified Wood Stove	Gas Insert				FALSE	12/28/2017	2/20/2018	29.5	0	54%	68%	2.09	100%	0%	0.0475	0.0000	0.0475
C-60216-1A	Fresno	Open Hearth Fireplace	Gas Insert				TRUE	12/28/2017	3/28/2018	22.7	0	7%	68%	0.299465	24%	59%	0.0013	0.0000	0.0013
C-60228-1A	Tulare	Open Hearth Fireplace	Certified Wood Insert	3.1		Non-Catalytic	FALSE	1/24/2018	4/24/2018	22.7	6.2	7%	68%	0.299465	100%	0%	0.0052	0.0001	0.0051
C-60230-1A	Fresno	Open Hearth Fireplace	Gas Insert				TRUE	1/8/2018	1/23/2018	22.7	0	7%	68%	0.299465	24%	59%	0.0013	0.0000	0.0013
C-60231-1A	San Joaquin	Wood-burning firebox	Gas Insert				FALSE	1/15/2018	2/21/2018	22.7	0	7%	68%	0.299465	100%	0%	0.0052	0.0000	0.0052
C-60232-1A	San Joaquin	Open Hearth Fireplace	Gas Insert				TRUE	12/15/2017	1/10/2018	22.7	0	7%	68%	0.299465	61%	38%	0.0032	0.0000	0.0032
C-60233-1A	San Joaquin	Open Hearth Fireplace	Gas Insert				TRUE	1/11/2018	2/21/2018	22.7	0	7%	68%	0.299465	61%	38%	0.0032	0.0000	0.0032
C-60234-1A	Kern	Wood-Burning Firebox	Certified Wood Insert	4.4		Non-Catalytic	TRUE	1/29/2018	4/2/2018	22.7	8.8	7%	68%	0.299465	31%	51%	0.0016	0.0001	0.0015
C-60235-1A	Fresno	Open Hearth Fireplace	Certified Pellet Insert	1.1		Non-Catalytic	TRUE	12/22/2017	2/21/2018	22.7	2.2	7%	68%	0.299465	24%	59%	0.0013	0.0000	0.0012
C-60237-1A	Kern	Wood-burning firebox	Gas Insert				TRUE	12/28/2017	1/10/2018	22.7	0	7%	68%	0.299465	31%	51%	0.0016	0.0000	0.0016
C-60238-1A	Kern	Open Hearth Fireplace	Gas Insert				TRUE	12/16/2017	1/23/2018	22.7	0	7%	68%	0.299465	31%	51%	0.0016	0.0000	0.0016
C-60258-1A	Tulare	Open Hearth Fireplace	Gas Insert				FALSE	2/28/2018	3/28/2018	22.7	0	7%	68%	0.299465	100%	0%	0.0052	0.0000	0.0052
C-60259-1A	Tulare	Non-Certified Wood Insert	Gas Insert				TRUE	6/27/2018	8/22/2018	29.5	0	54%	68%	2.1	53%	43%	0.0254	0.0000	0.0254
C-60260-1A	Fresno	Certified Pellet Insert	Gas Insert				TRUE	1/11/2018	3/13/2018	2.9	0	68%	68%	2.1	24%	59%	0.0011	0.0000	0.0011
C-60261-1A	Stanislaus	Open Hearth Fireplace	Gas Insert				TRUE	1/24/2018	2/22/2018	22.7	0	7%	68%	0.299465	54%	44%	0.0028	0.0000	0.0028
C-60262-1A	Fresno	Open Hearth Fireplace	Gas Insert				TRUE	1/4/2018	2/6/2018	22.7	0	7%	68%	0.299465	24%	59%	0.0013	0.0000	0.0013
C-60263-1A	Madera	Non-Certified Wood Insert	Certified Pellet Insert	1.1		Non-Catalytic	FALSE	12/27/2017	2/6/2018	29.5	2.2	54%	68%	2.1	100%	0%	0.0477	0.0028	0.0449
C-60265-1A	Fresno	Open Hearth Fireplace	Gas Insert				TRUE	12/22/2017	2/7/2018	22.7	0	7%	68%	0.299465	24%	59%	0.0013	0.0000	0.0013
C-60266-1A	Fresno	Freestanding Non-Certified Wood Stove	Gas Insert				TRUE	1/15/2018	2/21/2018	29.5	0	54%	68%	2.09	24%	59%	0.0115	0.0000	0.0115
C-60276-1A	San Joaquin	Open Hearth Fireplace	Gas Insert				TRUE	1/26/2018	3/13/2018	22.7	0	7%	68%	0.299465	61%	38%	0.0032	0.0000	0.0032
C-60278-1A	Merced	Freestanding Non-Certified Wood Stove	Gas Insert				FALSE	3/14/2018	4/11/2018	29.5	0	54%	68%	2.67	100%	0%	0.0606	0.0000	0.0606
C-60282-1A	Stanislaus	Wood-burning firebox	Gas Insert				TRUE	1/25/2018	3/13/2018	22.7	0	7%	68%	0.299465	54%	44%	0.0028	0.0000	0.0028
C-60284-1A	Fresno	Open Hearth Fireplace	Gas Insert				TRUE	1/18/2018	2/21/2018	22.7	0	7%	68%	0.299465	24%	59%	0.0013	0.0000	0.0013
C-60285-1A	Fresno	Open Hearth Fireplace	Gas Insert				TRUE	1/10/2018	2/20/2018	22.7	0	7%	68%	0.299465	24%	59%	0.0013	0.0000	0.0013
C-60286-1A	Fresno	Open Hearth Fireplace	Gas Insert				TRUE	3/22/2018	4/18/2018	22.7	0	7%	68%	0.299465	24%	59%	0.0013	0.0000	0.0013
C-60290-1A	Fresno	Freestanding Non-Certified Wood Stove	Freestanding Gas Stove				TRUE	12/18/2017	2/6/2018	29.5	0	54%	68%	2.09	24%	59%	0.0115	0.0000	0.0115
C-60295-1A	Kern	Open Hearth Fireplace	Gas Insert				FALSE	12/19/2017	2/20/2018	22.7	0	7%	68%	0.299465	100%	0%	0.0052	0.0000	0.0052
C-60298-1A	Stanislaus	Freestanding Non-Certified Wood Stove	Freestanding Gas Stove				TRUE	1/30/2018	3/22/2018	29.5	0	54%	68%	1.55	54%	44%	0.0191	0.0000	0.0191
C-60300-1A	Fresno	Wood-burning firebox	Gas Insert				FALSE	12/22/2017	2/20/2018	22.7	0	7%	68%	0.299465	100%	0%	0.0052	0.0000	0.0052
C-60301-1A	Stanislaus	Open Hearth Fireplace	Gas Insert				TRUE	12/28/2017	2/21/2018	22.7	0	7%	68%	0.299465	54%	44%	0.0028	0.0000	0.0028
C-60302-1A	Tulare	Open Hearth Fireplace	Freestanding Certified Wood Stove	3		73 Non-Catalytic	TRUE	1/29/2018	3/28/2018	22.7	6	7%	73%	0.299465	53%	43%	0.0028	0.0001	0.0027
C-60309-1A	Stanislaus	Open Hearth Fireplace	Gas Insert				FALSE	1/18/2018	2/21/2018	22.7	0	7%	68%	0.299465	100%	0%	0.0052	0.0000	0.0052
C-60311-1A	San Joaquin	Open Hearth Fireplace	Gas Insert				TRUE	12/23/2017	4/2/2018	22.7	0	7%	68%	0.299465	61%	38%	0.0032	0.0000	0.0032
C-60312-2B	Kern	Open Hearth Fireplace	Gas Insert				FALSE	12/16/2017	2/6/2018	22.7	0	7%	68%	0.299465	100%	0%	0.0052	0.0000	0.0052
C-60317-1A	Fresno	Wood-burning firebox	Gas Insert				FALSE	1/11/2018	2/1/2018	22.7	0	7%	68%	0.299465	100%	0%	0.0052	0.0000	0.0052
C-60318-1A	Fresno	Open Hearth Fireplace	Gas Insert				TRUE	12/23/2018	1/10/2018	22.7	0	7%	68%	0.299465	24%	59%	0.0013	0.0000	0.0013
C-60320-1A	Madera	Open Hearth Fireplace	Certified Pellet Insert	1.1		Non-Catalytic	TRUE	1/5/2018	2/6/2018	22.7	2.2	7%	68%	0.299465	33%	57%	0.0017	0.0000	0.0017
C-60343-1A	San Joaquin	Open Hearth Fireplace	Gas Insert				TRUE	2/2/2018	3/28/2018	22.7	0	7%	68%	0.299465	61%	38%	0.0032	0.0000	0.0032
C-60345-1A	Tulare	Wood-burning firebox	Gas Insert				TRUE	12/21/2017	2/7/2018	22.7	0	7%	68%	0.299465	53%	43%	0.0028	0.0000	0.0028
C-60346-1A	Fresno	Open Hearth Fireplace	Certified Wood Insert	2.6		Non-Catalytic	TRUE	12/26/2017	1/10/2018	22.7	5.2	7%	68%	0.299465	24%	59%	0.0013	0.0000	0.0012
C-60348-1A	Stanislaus	Wood-burning firebox	Gas Insert				FALSE	1/25/2018	3/20/2018	22.7	0	7%	68%	0.299465	100%	0%	0.0052	0.0000	0.0052
C-60350-1A	Stanislaus	Open Hearth Fireplace	Gas Insert				TRUE	1/12/2018	2/21/2018	22.7	0	7%	68%	0.299465	54%	44%	0.0028	0.0000	0.0028
C-60351-1A	Fresno	Open Hearth Fireplace	Certified Wood Insert	1.6		Non-Catalytic	FALSE	1/19/2018	3/14/2018	22.7	3.2	7%	68%	0.299465	100%	0%	0.0052	0.0001	0.0052
C-60352-1A	Merced	Open Hearth Fireplace	Certified Pellet Insert	1.8		Non-Catalytic	FALSE	1/7/2018	2/20/2018	22.7	3.6	7%	68%	0.299465	100%	0%	0.0052	0.0001	0.0051
C-60353-1A	Kings	Open Hearth Fireplace	Gas Insert				FALSE	1/11/2018	2/20/2018	22.7	0	7%	68%	0.299465	100%	0%	0.0052	0.0000	0.0052
C-60354-1A	Merced	Non-Certified Pellet Insert	Gas Insert				TRUE	3/30/2018	5/15/2018	2.9	0	68%	68%	2.1	68%	32%	0.0032	0.0000	0.0032
C-60355-1A	Kern	Open Hearth Fireplace	Gas Insert				TRUE	4/2/2018	5/23/2018	22.7	0	7%	68%	0.299465	31%	51%	0.0016	0.0000	0

SAN JOAQUIN VALLEY UNIFIED AIR POLLUTION CONTROL DISTRICT

2021 Annual Demonstration Report

August 31, 2022

Contract#	County	OldDeviceType	NewDeviceType	EmissionRating	OverallEfficiency	DeviceSubtype	PipedNatGas	InstallDate	ClaimDate	Emission Factor		Efficiency		FuelUse	Non-Curtailment %		Emissions (tpy PM2.5)		
										EF_Old	EF_New	Eff_Old	Eff_New		B _{all}	B _{reg}	Before	After	Reduction
C-60412-1A	Madera	Open Hearth Fireplace	Certified Pellet Insert	2.1		Non-Catalytic	FALSE	1/13/2018	2/7/2018	22.7	4.2	7%	68%	0.299465	100%	0%	0.0052	0.0001	0.0051
C-60414-1A	Merced	Freestanding Non-Certified Wood Stove	Freestanding Certified Pellet Stove	1.8		Non-Catalytic	TRUE	12/20/2017	3/13/2018	29.5	3.6	54%	68%	2.67	68%	32%	0.0409	0.0042	0.0367
C-60416-1A	Madera	Open Hearth Fireplace	Certified Pellet Insert	2.1			TRUE	1/6/2018	1/23/2018	22.7	4.2	7%	68%	0.299465	33%	57%	0.0017	0.0000	0.0017
C-60449-1A	Tulare	Open Hearth Fireplace	Gas Insert				TRUE	4/24/2018	5/9/2018	22.7	0	7%	68%	0.299465	53%	43%	0.0028	0.0000	0.0028
C-60452-1A	Kern	Freestanding Non-Certified Wood Stove	Freestanding Certified Wood Stove	2.1		70 Non-Catalytic	FALSE	1/3/2018	2/6/2018	29.5	4.2	54%	70%	1.57	100%	0%	0.0357	0.0039	0.0317
C-60454-1A	San Joaquin	Freestanding Non-Certified Wood Stove	Gas Insert				TRUE	1/11/2018	1/30/2018	29.5	0	54%	68%	1.15	61%	38%	0.0159	0.0000	0.0159
C-60455-1A	San Joaquin	Open Hearth Fireplace	Gas Insert				TRUE	2/6/2018	3/20/2018	22.7	0	7%	68%	0.299465	61%	38%	0.0032	0.0000	0.0032
C-60458-1A	Kern	Open Hearth Fireplace	Gas Insert				TRUE	1/11/2018	2/13/2018	22.7	0	7%	68%	0.299465	31%	51%	0.0016	0.0000	0.0016
C-60460-1A	Tulare	Open Hearth Fireplace	Gas Insert				TRUE	12/21/2017	1/10/2018	22.7	0	7%	68%	0.299465	53%	43%	0.0028	0.0000	0.0028
C-60462-1A	Madera	Freestanding Non-Certified Wood Stove	Freestanding Certified Wood Stove	4.2		Non-Catalytic	TRUE	3/12/2018	3/28/2018	29.5	8.4	54%	68%	2.61	33%	57%	0.0198	0.0055	0.0142
C-60464-1A	Fresno	Open Hearth Fireplace	Certified Pellet Insert	2.1		Non-Catalytic	TRUE	12/23/2017	1/10/2018	22.7	4.2	7%	68%	0.299465	24%	59%	0.0013	0.0000	0.0012
C-60465-1A	Kern	Open Hearth Fireplace	Gas Insert				FALSE	1/11/2018	2/21/2018	22.7	0	7%	68%	0.299465	100%	0%	0.0052	0.0000	0.0052
C-60466-1A	Kern	Wood-burning firebox	Gas Insert				FALSE	12/27/2017	2/7/2018	22.7	0	7%	68%	0.299465	100%	0%	0.0052	0.0000	0.0052
C-60467-1A	Kern	Open Hearth Fireplace	Gas Insert				FALSE	12/26/2017	2/6/2018	22.7	0	7%	68%	0.299465	100%	0%	0.0052	0.0000	0.0052
C-60468-1A	Kern	Freestanding Non-Certified Wood Stove	Gas Insert				TRUE	1/5/2018	2/21/2018	29.5	0	54%	68%	1.57	31%	51%	0.0110	0.0000	0.0110
C-60469-1A	Fresno	Wood-burning firebox	Gas Insert				TRUE	1/8/2018	3/13/2018	22.7	0	7%	68%	0.299465	24%	59%	0.0013	0.0000	0.0013
C-60470-1A	Kern	Wood-burning firebox	Gas Insert				TRUE	1/8/2018	2/12/2018	22.7	0	7%	68%	0.299465	31%	51%	0.0016	0.0000	0.0016
C-60471-1A	San Joaquin	Open Hearth Fireplace	Gas Insert				FALSE	2/27/2018	4/3/2018	22.7	0	7%	68%	0.299465	100%	0%	0.0052	0.0000	0.0052
C-60495-1A	Kern	Open Hearth Fireplace	Gas Insert				TRUE	7/2/2018	8/9/2018	22.7	0	7%	68%	0.299465	31%	51%	0.0016	0.0000	0.0016
C-60497-1A	San Joaquin	Open Hearth Fireplace	Gas Insert				FALSE	12/26/2017	2/13/2018	22.7	0	7%	68%	0.299465	100%	0%	0.0052	0.0000	0.0052
C-60498-1A	Tulare	Open Hearth Fireplace	Gas Insert				TRUE	1/5/2018	4/2/2018	22.7	0	7%	68%	0.299465	53%	43%	0.0028	0.0000	0.0028
C-60499-1A	Tulare	Open Hearth Fireplace	Gas Insert				TRUE	1/2/2018	2/12/2018	22.7	0	7%	68%	0.299465	53%	43%	0.0028	0.0000	0.0028
C-60500-1A	Fresno	Open Hearth Fireplace	Certified Wood Insert	3.6		Non-Catalytic	FALSE	2/2/2018	2/26/2018	22.7	7.2	7%	68%	0.299465	100%	0%	0.0052	0.0002	0.0051
C-60504-1A	Kern	Open Hearth Fireplace	Gas Insert				TRUE	12/18/2017	2/7/2018	22.7	0	7%	68%	0.299465	31%	51%	0.0016	0.0000	0.0016
C-60505-1A	Tulare	Open Hearth Fireplace	Gas Insert				TRUE	2/10/2018	2/26/2018	22.7	0	7%	68%	0.299465	53%	43%	0.0028	0.0000	0.0028
C-60506-1A	Tulare	Open Hearth Fireplace	Gas Insert				TRUE	12/30/2018	1/10/2018	22.7	0	7%	68%	0.299465	53%	43%	0.0028	0.0000	0.0028
C-60507-1A	Fresno	Freestanding Non-Certified Wood Stove	Gas Insert				TRUE	1/6/2018	2/14/2018	29.5	0	54%	68%	2.09	24%	59%	0.0115	0.0000	0.0115
C-60508-1A	Madera	Non-Certified Wood Insert	Certified Wood Insert	3.5		Non-Catalytic	TRUE	1/16/2018	2/21/2018	29.5	7	54%	68%	2.1	33%	57%	0.0159	0.0037	0.0122
C-60519-1A	Madera	Open Hearth Fireplace	Gas Insert				TRUE	1/11/2018	2/1/2018	22.7	0	7%	68%	0.299465	33%	57%	0.0017	0.0000	0.0017
C-60523-1A	Kern	Wood-burning firebox	Gas Insert				TRUE	12/20/2017	2/1/2018	22.7	0	7%	68%	0.299465	31%	51%	0.0016	0.0000	0.0016
C-60524-1A	Fresno	Open Hearth Fireplace	Gas Insert				FALSE	1/26/2018	2/7/2018	22.7	0	7%	68%	0.299465	100%	0%	0.0052	0.0000	0.0052
C-60525-1A	Stanislaus	Non-Certified Pellet Insert	Certified Pellet Insert	1.3		Non-Catalytic	FALSE	1/26/2018	3/13/2018	2.9	2.6	68%	68%	2.1	100%	0%	0.0047	0.0042	0.0005
C-60527-1A	Stanislaus	Open Hearth Fireplace	Gas Insert				TRUE	2/16/2018	3/28/2018	22.7	0	7%	68%	0.299465	54%	44%	0.0028	0.0000	0.0028
C-60544-1A	Stanislaus	Wood-burning firebox	Gas Insert				TRUE	12/29/2017	5/8/2018	22.7	0	7%	68%	0.299465	54%	44%	0.0028	0.0000	0.0028
C-60548-1A	Tulare	Non-Certified Wood Insert	Certified Wood Insert	4.4		Non-Catalytic	FALSE	1/9/2018	2/26/2018	29.5	8.8	54%	68%	2.1	100%	0%	0.0477	0.0113	0.0364
C-60549-1A	San Joaquin	Wood-burning firebox	Gas Insert				TRUE	1/26/2018	3/13/2018	22.7	0	7%	68%	0.299465	61%	38%	0.0032	0.0000	0.0032
C-60550-1A	Merced	Wood-burning firebox	Gas Insert				TRUE	1/31/2018	3/28/2018	22.7	0	7%	68%	0.299465	68%	32%	0.0035	0.0000	0.0035
C-60551-1A	Tulare	Open Hearth Fireplace	Gas Insert				TRUE	1/22/2018	3/13/2018	22.7	0	7%	68%	0.299465	53%	43%	0.0028	0.0000	0.0028
C-60553-1A	Stanislaus	Open Hearth Fireplace	Gas Insert				TRUE	1/15/2018	3/14/2018	22.7	0	7%	68%	0.299465	54%	44%	0.0028	0.0000	0.0028
C-60554-1A	Stanislaus	Open Hearth Fireplace	Gas Insert				TRUE	1/22/2018	2/26/2018	22.7	0	7%	68%	0.299465	54%	44%	0.0028	0.0000	0.0028
C-60555-1A	Tulare	Open Hearth Fireplace	Gas Insert				FALSE	1/12/2018	3/13/2018	22.7	0	7%	68%	0.299465	100%	0%	0.0052	0.0000	0.0052
C-60556-1A	Tulare	Open Hearth Fireplace	Gas Insert				TRUE	1/10/2018	4/2/2018	22.7	0	7%	68%	0.299465	53%	43%	0.0028	0.0000	0.0028
C-60557-1A	Tulare	Open Hearth Fireplace	Gas Insert				TRUE	1/10/2018	3/20/2018	22.7	0	7%	68%	0.299465	53%	43%	0.0028	0.0000	0.0028
C-60558-1A	Kern	Open Hearth Fireplace	Gas Insert				FALSE	1/5/2018	3/20/2018	22.7	0	7%	68%	0.299465	100%	0%	0.0052	0.0000	0.0052
C-60559-1A	San Joaquin	Certified Wood Insert	Gas Insert				TRUE	3/12/2018	4/18/2018	14.5785	0	68%	68%	2.1	61%	38%	0.0143	0.0000	0.0143
C-60560-1A	Tulare	Open Hearth Fireplace	Gas Insert				TRUE	12/30/2017	2/20/2018	22.7	0	7%	68%	0.299465	53%	43%	0.0028	0.0000	0.0028
C-60561-1A	Madera	Non-Certified Wood Insert	Certified Pellet Insert	1.1		Non-Catalytic	TRUE	2/7/2018	3/13/2018	29.5	2.2	54%	68%	2.1	33%	57%	0.0159	0.0012	0.0147
C-60562-1A	Fresno	Freestanding Non-Certified Wood Stove	Gas Insert				TRUE	1/16/2018	2/20/2018	29.5	0	54%	68%	2.09	24%	59%	0.0115	0.0000	0.0115
C-60563-1A	Fresno	Open Hearth Fireplace	Gas Insert				FALSE	1/10/2018	2/20/2018	22.7	0	7%	68%	0.299465	100%	0%	0.0052	0.0000	0.0052
C-60565-1A	Fresno	Freestanding Non-Certified Wood Stove	Gas Insert				TRUE	1/11/2018	2/22/2018	29.5	0	54%	68%	2.09	24%	59%	0.0115	0.0000	0.0115
C-60568-1A	Fresno	Non-Certified Wood Insert	Certified Wood Insert	4.1		Non-Catalytic	TRUE	2/1/2018	3/14/2018	29.5	8.2	54%	68%	2.1	24%	59%	0.0115	0.0034	0.0081
C-60569-1A	San Joaquin	Wood-burning firebox	Gas Insert				FALSE	1/17/2018	2/21/2018	22.7	0	7%	68%	0.299465	100%	0%	0.0052	0.0000	0.0052
C-60571-1A	Merced	Freestanding Non-Certified Wood Stove	Freestanding Certified Wood Stove	1.1		81 Catalytic	FALSE	2/9/2018	3/28/2018	29.5	2.2	54%	81%	2.67	100%	0%	0.0606	0.0030	0.0576
C-60573-1A	Kern	Open Hearth Fireplace	Gas Insert				TRUE	3/20/2018	4/24/2018	22.7	0	7%	68%	0.299465	31%	51%	0.0016	0.0000	0.0016
C-60575-1A	Stanislaus	Open Hearth Fireplace	Gas Insert				FALSE	3/2/2018	4/17/2018	22.7	0	7%	68%	0.299465	100%	0%	0.0052	0.0000	0.0052
C-60576-1A	Fresno	Open Hearth Fireplace	Gas Insert				TRUE	1/6/2018	2/22/2018	22.7	0	7%	68%	0.299465	24%	59%	0.0013	0.0000	0.0013
C-60577-1A	Tulare	Non-Certified Wood Insert	Certified Pellet Insert	2.1		Non-Catalytic	TRUE	1/13/2018	3/13/2018	29.5	4.2	54%	68%	2.1	53%	43%	0.0254	0.0032	0.0222
C-60578-1A	Madera	Open Hearth Fireplace	Gas Insert				TRUE	1/27/2018	3/28/2018	22.7	0	7%	68%	0.299465	33%	57%	0.0017	0.0000	0.0017
C-60579-1A	San Joaquin	Freestanding Non-Certified Pellet Stove	Freestanding Certified Pellet Stove	1.8		Non-Catalytic	FALSE	1/19/2018	2/21/2018	2.9	3.6	68%	68%	1.15	100%	0%	0.0026	0.0032	-0.0006
C-60581-1A	Kern	Open Hearth Fireplace	Gas Insert				TRUE	1/											

SAN JOAQUIN VALLEY UNIFIED AIR POLLUTION CONTROL DISTRICT

2021 Annual Demonstration Report

August 31, 2022

Contract#	County	OldDeviceType	NewDeviceType	EmissionRating	OverallEfficiency	DeviceSubtype	PipedNatGas	InstallDate	ClaimDate	Emission Factor		Efficiency		FuelUse	Non-Curtailment %		Emissions (tpy PM2.5)		
										EF_Old	EF_New	Eff_Old	Eff_New		B _{all}	B _{reg}	Before	After	Reduction
C-60637-1A	Tulare	Open Hearth Fireplace	Gas Insert				FALSE	1/13/2018	2/21/2018	22.7	0	7%	68%	0.299465	100%	0%	0.0052	0.0000	0.0052
C-60638-1A	Kern	Wood-Burning Firebox	Gas Insert				TRUE	5/26/2018	8/22/2018	22.7	0	7%	68%	0.299465	31%	51%	0.0016	0.0000	0.0016
C-60653-1A	Madera	Non-Certified Wood Insert	Certified Wood Insert	3.6		Non-Catalytic	TRUE	12/21/2017	2/12/2018	29.5	7.2	54%	68%	2.1	33%	57%	0.0159	0.0038	0.0121
C-60658-1A	Tulare	Open Hearth Fireplace	Certified Wood Insert	4.2		Non-Catalytic	FALSE	2/16/2018	3/28/2018	22.7	8.4	7%	68%	0.299465	100%	0%	0.0052	0.0002	0.0050
C-60660-1A	Kern	Open Hearth Fireplace	Gas Insert				TRUE	1/9/2018	2/1/2018	22.7	0	7%	68%	0.299465	31%	51%	0.0016	0.0000	0.0016
C-60661-1A	San Joaquin	Freestanding Non-Certified Pellet Stove	Freestanding Certified Pellet Stove	1.5		75 Non-Catalytic	TRUE	1/9/2018	3/13/2018	2.9	3	68%	75%	1.15	61%	38%	0.0016	0.0016	0.0000
C-60665-1A	Stanislaus	Open Hearth Fireplace	Gas Fireplace				TRUE	2/6/2018	5/3/2018	22.7	0	7%	68%	0.299465	54%	44%	0.0028	0.0000	0.0028
C-60666-1A	Kern	Open Hearth Fireplace	Gas Insert				TRUE	1/19/2018	2/22/2018	22.7	0	7%	68%	0.299465	31%	51%	0.0016	0.0000	0.0016
C-60668-1A	Tulare	Open Hearth Fireplace	Gas Insert				FALSE	3/8/2018	4/18/2018	22.7	0	7%	68%	0.299465	100%	0%	0.0052	0.0000	0.0052
C-60669-1A	Fresno	Freestanding Non-Certified Wood Stove	Freestanding Certified Wood Stove	3.5		76 Non-Catalytic	TRUE	5/3/2018	5/29/2018	29.5	7	54%	76%	2.09	24%	59%	0.0115	0.0026	0.0089
C-60670-1A	Tulare	Open Hearth Fireplace	Certified Wood Insert	4.2		Non-Catalytic	TRUE	1/29/2018	3/14/2018	22.7	8.4	7%	68%	0.299465	53%	43%	0.0028	0.0001	0.0027
C-60700-1A	Kern	Open Hearth Fireplace	Gas Insert				TRUE	1/4/2018	5/3/2018	22.7	0	7%	68%	0.299465	31%	51%	0.0016	0.0000	0.0016
C-60735-1A	Kings	Open Hearth Fireplace	Gas Insert				TRUE	1/11/2018	3/13/2018	22.7	0	7%	68%	0.299465	48%	48%	0.0025	0.0000	0.0025
C-60736-1A	Fresno	Open Hearth Fireplace	Gas Insert				TRUE	2/10/2018	3/20/2018	22.7	0	7%	68%	0.299465	24%	59%	0.0013	0.0000	0.0013
C-60737-1A	Fresno	Open Hearth Fireplace	Certified Wood Insert	3.6		Non-Catalytic	TRUE	1/18/2018	2/21/2018	22.7	7.2	7%	68%	0.299465	24%	59%	0.0013	0.0001	0.0012
C-60738-1A	Madera	Open Hearth Fireplace	Certified Pellet Insert	1.1		Non-Catalytic	TRUE	1/16/2018	2/21/2018	22.7	2.2	7%	68%	0.299465	33%	57%	0.0017	0.0000	0.0017
C-60739-1A	Tulare	Wood-burning firebox	Gas Insert				TRUE	1/23/2018	2/26/2018	22.7	0	7%	68%	0.299465	53%	43%	0.0028	0.0000	0.0028
C-60742-1A	Kern	Freestanding Non-Certified Wood Stove	Gas Insert				TRUE	1/16/2018	2/21/2018	29.5	0	54%	68%	1.57	31%	51%	0.0110	0.0000	0.0110
C-60743-1A	Kern	Wood-burning firebox	Gas Insert				TRUE	1/8/2018	2/20/2018	22.7	0	7%	68%	0.299465	31%	51%	0.0016	0.0000	0.0016
C-60745-1A	San Joaquin	Open Hearth Fireplace	Gas Insert				FALSE	2/5/2018	3/14/2018	22.7	0	7%	68%	0.299465	100%	0%	0.0052	0.0000	0.0052
C-60746-1A	Fresno	Wood-Burning Firebox	Certified Wood Insert	2.6		Non-Catalytic	TRUE	1/25/2018	2/13/2018	22.7	5.2	7%	68%	0.299465	24%	59%	0.0013	0.0000	0.0012
C-60814-1A	Stanislaus	Wood-burning firebox	Gas Insert				TRUE	1/4/2018	2/21/2018	22.7	0	7%	68%	0.299465	54%	44%	0.0028	0.0000	0.0028
C-60815-1A	Stanislaus	Non-Certified Pellet Insert	Certified Pellet Insert	1.3		Non-Catalytic	FALSE	2/6/2018	3/14/2018	2.9	2.6	68%	68%	2.1	100%	0%	0.0047	0.0042	0.0005
C-60817-1A	Fresno	Wood-burning firebox	Gas Insert				FALSE	2/1/2018	5/3/2018	22.7	0	7%	68%	0.299465	100%	0%	0.0052	0.0000	0.0052
C-60819-1A	Madera	Non-Certified Wood Insert	Certified Wood Insert	3		Non-Catalytic	FALSE	1/13/2018	2/20/2018	29.5	6	54%	68%	2.1	100%	0%	0.0477	0.0077	0.0400
C-60822-1A	Fresno	Open Hearth Fireplace	Certified Wood Insert	2.6		Non-Catalytic	TRUE	2/14/2018	3/7/2018	22.7	5.2	7%	68%	0.299465	24%	59%	0.0013	0.0000	0.0012
C-60827-1A	Fresno	Open Hearth Fireplace	Certified Pellet Insert	2.1		Non-Catalytic	TRUE	1/3/2018	1/23/2018	22.7	4.2	7%	68%	0.299465	24%	59%	0.0013	0.0000	0.0012
C-60829-1A	San Joaquin	Certified Wood Insert	Gas Insert				TRUE	2/12/2018	4/18/2018	14.5785	0	68%	68%	2.1	61%	38%	0.0143	0.0000	0.0143
C-60831-1A	Kern	Open Hearth Fireplace	Gas Insert				TRUE	1/8/2018	2/22/2018	22.7	0	7%	68%	0.299465	31%	51%	0.0016	0.0000	0.0016
C-60833-1A	Tulare	Non-Certified Wood Insert	Certified Wood Insert	4.1		Non-Catalytic	TRUE	1/18/2018	2/21/2018	29.5	8.2	54%	68%	2.1	53%	43%	0.0254	0.0063	0.0192
C-60834-1A	Madera	Open Hearth Fireplace	Certified Wood Insert	3		Non-Catalytic	FALSE	1/22/2018	2/21/2018	22.7	6	7%	68%	0.299465	100%	0%	0.0052	0.0001	0.0051
C-60835-1A	Stanislaus	Open Hearth Fireplace	Gas Insert				TRUE	2/14/2018	3/28/2018	22.7	0	7%	68%	0.299465	54%	44%	0.0028	0.0000	0.0028
C-60836-1A	Fresno	Freestanding Non-Certified Wood Stove	Gas Insert				TRUE	2/12/2018	3/20/2018	29.5	0	54%	68%	2.09	24%	59%	0.0115	0.0000	0.0115
C-60838-1A	Stanislaus	Open Hearth Fireplace	Gas Insert				TRUE	2/2/2018	5/8/2018	22.7	0	7%	68%	0.299465	54%	44%	0.0028	0.0000	0.0028
C-60839-1A	San Joaquin	Wood-burning firebox	Gas Insert				TRUE	2/13/2018	3/20/2018	22.7	0	7%	68%	0.299465	61%	38%	0.0032	0.0000	0.0032
C-60840-1A	Stanislaus	Open Hearth Fireplace	Gas Insert				TRUE	1/5/2018	2/21/2018	22.7	0	7%	68%	0.299465	54%	44%	0.0028	0.0000	0.0028
C-60841-1A	Fresno	Open Hearth Fireplace	Gas Insert				FALSE	2/10/2018	3/20/2018	22.7	0	7%	68%	0.299465	100%	0%	0.0052	0.0000	0.0052
C-60842-2B	San Joaquin	Non-Certified Pellet Insert	Gas Insert				FALSE	2/9/2018	3/20/2018	2.9	0	68%	68%	2.1	100%	0%	0.0047	0.0000	0.0047
C-60843-1A	San Joaquin	Non-Certified Pellet Insert	Certified Pellet Insert	2.7		Non-Catalytic	TRUE	2/6/2018	7/25/2018	2.9	5.4	68%	68%	2.1	61%	38%	0.0029	0.0058	-0.0029
C-60845-1A	Fresno	Wood-Burning Firebox	Certified Wood Insert	1.8		80 Catalytic	TRUE	1/13/2018	2/20/2018	22.7	3.6	7%	80%	0.299465	24%	59%	0.0013	0.0000	0.0012
C-60846-1A	Stanislaus	Open Hearth Fireplace	Certified Pellet Insert	1.1		70 Non-Catalytic	TRUE	1/26/2018	3/13/2018	22.7	2.2	7%	70%	0.299465	54%	44%	0.0028	0.0000	0.0028
C-60943-1A	Fresno	Non-Certified Pellet Insert	Certified Pellet Insert	2.1		Non-Catalytic	TRUE	1/21/2018	3/14/2018	2.9	4.2	68%	68%	2.1	24%	59%	0.0011	0.0022	-0.0011
C-60945-1A	Merced	Open Hearth Fireplace	Certified Pellet Insert	2.1		Non-Catalytic	TRUE	1/13/2018	2/6/2018	22.7	4.2	7%	68%	0.299465	68%	32%	0.0035	0.0001	0.0035
C-60946-1A	Fresno	Open Hearth Fireplace	Gas Insert				TRUE	1/15/2018	2/21/2018	22.7	0	7%	68%	0.299465	24%	59%	0.0013	0.0000	0.0013
C-60947-1A	Fresno	Open Hearth Fireplace	Gas Insert				TRUE	1/25/2018	3/13/2018	22.7	0	7%	68%	0.299465	24%	59%	0.0013	0.0000	0.0013
C-60950-1A	Kings	Open Hearth Fireplace	Gas Insert				TRUE	1/17/2018	2/21/2018	22.7	0	7%	68%	0.299465	48%	48%	0.0025	0.0000	0.0025
C-60951-1A	Fresno	Open Hearth Fireplace	Gas Insert				TRUE	1/24/2018	2/22/2018	22.7	0	7%	68%	0.299465	24%	59%	0.0013	0.0000	0.0013
C-60952-1A	Fresno	Open Hearth Fireplace	Gas Insert				FALSE	1/18/2018	2/22/2018	22.7	0	7%	68%	0.299465	100%	0%	0.0052	0.0000	0.0052
C-60955-1A	Kern	Open Hearth Fireplace	Gas Insert				FALSE	1/17/2018	2/21/2018	22.7	0	7%	68%	0.299465	100%	0%	0.0052	0.0000	0.0052
C-60956-1A	Tulare	Freestanding Non-Certified Wood Stove	Gas Insert				TRUE	1/23/2018	2/22/2018	29.5	0	54%	68%	2.4	53%	43%	0.0291	0.0000	0.0291
C-60957-1A	Merced	Non-Certified Wood Insert	Certified Wood Insert	2.6		Non-Catalytic	TRUE	2/9/2018	2/26/2018	29.5	5.2	54%	68%	2.1	68%	32%	0.0322	0.0048	0.0274
C-60958-1A	Fresno	Wood-burning firebox	Gas Insert				FALSE	1/24/2018	2/22/2018	22.7	0	7%	68%	0.299465	100%	0%	0.0052	0.0000	0.0052
C-60962-1A	Fresno	Open Hearth Fireplace	Gas Insert				TRUE	1/31/2018	2/27/2018	22.7	0	7%	68%	0.299465	24%	59%	0.0013	0.0000	0.0013
C-60964-1A	Fresno	Wood-burning firebox	Gas Insert				TRUE	1/29/2018	2/26/2018	22.7	0	7%	68%	0.299465	24%	59%	0.0013	0.0000	0.0013
C-60966-1A	Kern	Wood-burning firebox	Gas Insert				TRUE	1/15/2018	2/21/2018	22.7	0	7%	68%	0.299465	31%	51%	0.0016	0.0000	0.0016
C-60967-1A	Tulare	Open Hearth Fireplace	Gas Insert				TRUE	1/26/2018	3/21/2018	22.7	0	7%	68%	0.299465	53%	43%	0.0028	0.0000	0.0028
C-60968-1A	Fresno	Open Hearth Fireplace	Certified Wood Insert	2.6		Non-Catalytic	TRUE	1/26/2018	2/13/2018	22.7	5.2	7%	68%	0.299465	24%	59%	0.0013	0.0000	0.0012
C-60986-1A	Stanislaus	Non-Certified Wood Insert	Certified Pellet Insert	1.5		76 Non-Catalytic	FALSE	1/8/2018	3/6/2018	29.5	3	54%	76%	2.1	100%	0%	0.0477	0.0034	0.0443
C-61000-1A	Fresno	Open Hearth Fireplace	Gas Insert				TRUE	2/3/2018	3/13/2018	22.7	0	7%	68%	0.299465	24%	59%	0.0013	0.0000	0.0013
C-61002-1A	Fresno	Open Hearth Fireplace	Gas Fireplace				FALSE	2/10/2018	2/26/2018	22.7	0	7%	68%	0.299465	100%	0%	0.0052	0.0000	0.0052
C-61003-1A	Fresno	Freestanding Non-Certified Wood Stove	Gas Insert				TRUE	1/20/2018	2/6/2018	29.5	0	54%	68%	2.09	24%	59%	0.0115	0.0000	0.0115
C-61004-1A	Fresno	Open Hearth Fireplace	Gas Insert				TRUE	2/1/2018	2/12/2018	22.7	0	7%	68%	0.299465	24%	59%	0.0013	0.0000	0.0013
C-61005-1A	Stanislaus	Open Hearth Fireplace	Certified Wood Insert	4.5		75 Non-Catalytic	FALSE	3/1/2018	3/28/2018	22.7	9	7%	75%	0.299465	100%	0%	0.0052	0.0002	0.0050
C-61006-1A	San Joaquin	Non-Certified Wood Insert	Certified Pellet Insert	1.5		70 Non-Catalytic	FALSE	2/28/2018	3/14/2018	29.5	3	54%	70%	2.1	100%	0%	0.0477	0.0037	0.0440
C-61007-1A	San Joaquin	Open Hearth Fireplace	Gas Insert				TRUE	1/20/2018	2/26/2018	22.7	0	7%	68%	0.299465	61%	38%	0.0032	0.0000	0.0032
C-61008-1A	Madera	Open Hearth Fireplace	Certified Wood Insert	2.6		Non-Catalytic	FALSE	1/10/2018	3/13/2018	22.7	5.2	7%	68%	0.299465	100%	0%	0.0052	0.0001	0.0051
C-61009-1A	Tulare	Freestanding Non-Certified Wood																	

SAN JOAQUIN VALLEY UNIFIED AIR POLLUTION CONTROL DISTRICT

2021 Annual Demonstration Report

August 31, 2022

Contract#	County	OldDeviceType	NewDeviceType	EmissionRating	OverallEfficiency	DeviceSubtype	PipedNatGa	InstallDate	ClaimDate	Emission Factor		Efficiency		FuelUse	Non-Curtailment %		Emissions (tpy PM2.5)		
										EF_Old	EF_New	Eff_Old	Eff_New		B _{all}	B _{reg}	Before	After	Reduction
C-61071-1A	Kern	Wood-burning firebox	Gas Insert				FALSE	2/13/2018	3/20/2018	22.7	0	7%	68%	0.299465	100%	0%	0.0052	0.0000	0.0052
C-61072-1A	Fresno	Wood-burning firebox	Gas Insert				TRUE	6/5/2018	6/20/2018	22.7	0	7%	68%	0.299465	24%	59%	0.0013	0.0000	0.0013
C-61073-1A	Kern	Wood-burning firebox	Gas Fireplace				TRUE	1/29/2018	3/14/2018	22.7	0	7%	68%	0.299465	31%	51%	0.0016	0.0000	0.0016
C-61074-1A	Tulare	Open Hearth Fireplace	Gas Insert				TRUE	1/16/2018	2/22/2018	22.7	0	7%	68%	0.299465	53%	43%	0.0028	0.0000	0.0028
C-61075-1A	Fresno	Wood-burning firebox	Gas Insert				TRUE	3/26/2018	5/8/2018	22.7	0	7%	68%	0.299465	24%	59%	0.0013	0.0000	0.0013
C-61076-1A	San Joaquin	Wood-burning firebox	Gas Insert				FALSE	2/24/2018	3/20/2018	22.7	0	7%	68%	0.299465	100%	0%	0.0052	0.0000	0.0052
C-61077-1A	Fresno	Wood-burning firebox	Gas Insert				TRUE	1/26/2018	6/20/2018	22.7	0	7%	68%	0.299465	24%	59%	0.0013	0.0000	0.0013
C-61078-1A	Fresno	Open Hearth Fireplace	Gas Insert				TRUE	1/22/2018	4/18/2018	22.7	0	7%	68%	0.299465	24%	59%	0.0013	0.0000	0.0013
C-61079-1A	Fresno	Non-Certified Wood Insert	Certified Wood Insert	4.1		Non-Catalytic	FALSE	1/27/2018	2/26/2018	29.5	8.2	54%	68%	2.1	100%	0%	0.0477	0.0105	0.0372
C-61080-1A	Fresno	Wood-burning firebox	Gas Insert				TRUE	2/28/2018	4/3/2018	22.7	0	7%	68%	0.299465	24%	59%	0.0013	0.0000	0.0013
C-61081-1A	Kings	Open Hearth Fireplace	Gas Insert				TRUE	1/25/2018	3/14/2018	22.7	0	7%	68%	0.299465	48%	48%	0.0025	0.0000	0.0025
C-61082-1A	Tulare	Freestanding Non-Certified Wood Stove	Freestanding Certified Wood Stove	3.6		Non-Catalytic	TRUE	4/10/2018	8/9/2018	29.5	7.2	54%	68%	2.4	53%	43%	0.0291	0.0063	0.0228
C-61083-1A	Merced	Open Hearth Fireplace	Gas Insert				TRUE	2/22/2018	3/28/2018	22.7	0	7%	68%	0.299465	68%	32%	0.0035	0.0000	0.0035
C-61084-1A	Merced	Open Hearth Fireplace	Gas Insert				TRUE	2/23/2018	4/3/2018	22.7	0	7%	68%	0.299465	68%	32%	0.0035	0.0000	0.0035
C-61085-1A	Tulare	Freestanding Non-Certified Wood Stove	Freestanding Certified Wood Stove	3.2		74 Non-Catalytic	FALSE	1/25/2018	3/14/2018	29.5	6.4	54%	74%	2.4	100%	0%	0.0545	0.0086	0.0459
C-61086-1A	Stanislaus	Open Hearth Fireplace	Certified Wood Insert	3.6		Non-Catalytic	FALSE	1/25/2018	2/26/2018	22.7	7.2	7%	68%	0.299465	100%	0%	0.0052	0.0002	0.0051
C-61110-1A	Stanislaus	Non-Certified Wood Insert	Certified Wood Insert	2		72 Non-Catalytic	FALSE	1/22/2018	6/20/2018	29.5	4	54%	72%	2.1	100%	0%	0.0477	0.0049	0.0429
C-61150-1A	Fresno	Open Hearth Fireplace	Gas Insert				TRUE	1/27/2018	2/7/2018	22.7	0	7%	68%	0.299465	24%	59%	0.0013	0.0000	0.0013
C-61151-1A	San Joaquin	Open Hearth Fireplace	Gas Insert				TRUE	2/5/2018	3/14/2018	22.7	0	7%	68%	0.299465	61%	38%	0.0032	0.0000	0.0032
C-61152-1A	Fresno	Open Hearth Fireplace	Gas Insert				TRUE	1/30/2018	3/14/2018	22.7	0	7%	68%	0.299465	24%	59%	0.0013	0.0000	0.0013
C-61153-1A	Tulare	Open Hearth Fireplace	Certified Wood Insert	4.1		Non-Catalytic	TRUE	1/29/2018	2/26/2018	22.7	8.2	7%	68%	0.299465	53%	43%	0.0028	0.0001	0.0027
C-61154-1A	Fresno	Open Hearth Fireplace	Gas Insert				FALSE	1/16/2018	2/22/2018	22.7	0	7%	68%	0.299465	100%	0%	0.0052	0.0000	0.0052
C-61158-1A	Tulare	Open Hearth Fireplace	Certified Wood Insert	3.6		Non-Catalytic	FALSE	1/25/2018	2/22/2018	22.7	7.2	7%	68%	0.299465	100%	0%	0.0052	0.0002	0.0051
C-61160-1A	Fresno	Open Hearth Fireplace	Gas Insert				TRUE	1/26/2018	3/14/2018	22.7	0	7%	68%	0.299465	24%	59%	0.0013	0.0000	0.0013
C-61161-1A	Fresno	Open Hearth Fireplace	Gas Insert				TRUE	1/25/2018	2/26/2018	22.7	0	7%	68%	0.299465	24%	59%	0.0013	0.0000	0.0013
C-61163-1A	Kern	Open Hearth Fireplace	Gas Insert				TRUE	1/18/2018	2/22/2018	22.7	0	7%	68%	0.299465	31%	51%	0.0016	0.0000	0.0016
C-61165-1A	Tulare	Open Hearth Fireplace	Gas Insert				TRUE	3/9/2018	4/3/2018	22.7	0	7%	68%	0.299465	53%	43%	0.0028	0.0000	0.0028
C-61167-1A	Madera	Wood-burning firebox	Gas Insert				TRUE	1/20/2018	2/22/2018	22.7	0	7%	68%	0.299465	33%	57%	0.0017	0.0000	0.0017
C-61168-1A	Madera	Open Hearth Fireplace	Freestanding Certified Wood Stove	3.4		Non-Catalytic	FALSE	3/13/2018	4/18/2018	22.7	6.8	7%	68%	0.299465	100%	0%	0.0052	0.0002	0.0051
C-61194-2B	Stanislaus	Freestanding Non-Certified Wood Stove	Gas Insert				TRUE	2/14/2018	3/20/2018	29.5	0	54%	68%	1.55	54%	44%	0.0191	0.0000	0.0191
C-61195-1A	Fresno	Wood-burning firebox	Gas Insert				TRUE	1/29/2018	3/14/2018	22.7	0	7%	68%	0.299465	24%	59%	0.0013	0.0000	0.0013
C-61197-1A	Kern	Wood-burning firebox	Gas Insert				FALSE	1/22/2018	3/15/2018	22.7	0	7%	68%	0.299465	100%	0%	0.0052	0.0000	0.0052
C-61199-1A	Madera	Open Hearth Fireplace	Certified Wood Insert	4.1		Non-Catalytic	FALSE	2/7/2018	3/20/2018	22.7	8.2	7%	68%	0.299465	100%	0%	0.0052	0.0002	0.0050
C-61200-1A	San Joaquin	Non-Certified Pellet Insert	Certified Pellet Insert	1.1		Non-Catalytic	TRUE	2/16/2018	4/3/2018	2.9	2.2	68%	68%	2.1	61%	38%	0.0029	0.0024	0.0005
C-61201-1A	Kern	Wood-burning firebox	Gas Insert				TRUE	1/23/2018	3/28/2018	22.7	0	7%	68%	0.299465	31%	51%	0.0016	0.0000	0.0016
C-61203-1A	Kern	Wood-burning firebox	Gas Insert				FALSE	1/23/2018	3/14/2018	22.7	0	7%	68%	0.299465	100%	0%	0.0052	0.0000	0.0052
C-61204-1A	Stanislaus	Open Hearth Fireplace	Gas Insert				TRUE	4/17/2018	5/23/2018	22.7	0	7%	68%	0.299465	54%	44%	0.0028	0.0000	0.0028
C-61207-1A	Stanislaus	Wood-burning firebox	Gas Fireplace				TRUE	2/20/2018	5/3/2018	22.7	0	7%	68%	0.299465	54%	44%	0.0028	0.0000	0.0028
C-61208-1A	Fresno	Freestanding Non-Certified Wood Stove	Gas Insert				FALSE	1/30/2018	3/14/2018	29.5	0	54%	68%	2.09	100%	0%	0.0475	0.0000	0.0475
C-61209-1A	Fresno	Open Hearth Fireplace	Gas Insert				TRUE	1/24/2018	3/14/2018	22.7	0	7%	68%	0.299465	24%	59%	0.0013	0.0000	0.0013
C-61212-1A	Tulare	Freestanding Non-Certified Wood Stove	Freestanding Certified Wood Stove	4.2		Non-Catalytic	FALSE	2/15/2018	3/20/2018	29.5	8.4	54%	68%	2.4	100%	0%	0.0545	0.0123	0.0422
C-61213-1A	Tulare	Freestanding Non-Certified Wood Stove	Freestanding Certified Wood Stove	3.8		73 Non-Catalytic	FALSE	1/26/2018	3/14/2018	29.5	7.6	54%	73%	2.4	100%	0%	0.0545	0.0104	0.0441
C-61217-1A	Stanislaus	Certified Wood Insert	Gas Fireplace				TRUE	3/27/2018	7/25/2018	14.5785	0	68%	68%	2.1	54%	44%	0.0128	0.0000	0.0128
C-61222-1A	San Joaquin	Open Hearth Fireplace	Gas Insert				TRUE	2/9/2018	3/20/2018	22.7	0	7%	68%	0.299465	61%	38%	0.0032	0.0000	0.0032
C-61223-1A	San Joaquin	Open Hearth Fireplace	Gas Insert				TRUE	3/13/2018	4/18/2018	22.7	0	7%	68%	0.299465	61%	38%	0.0032	0.0000	0.0032
C-61225-1A	Fresno	Certified Wood Insert	Gas Insert				FALSE	4/10/2018	6/20/2018	14.5785	0	68%	68%	2.1	100%	0%	0.0236	0.0000	0.0236
C-61226-1A	Merced	Open Hearth Fireplace	Gas Insert				FALSE	2/21/2018	3/28/2018	22.7	0	7%	68%	0.299465	100%	0%	0.0052	0.0000	0.0052
C-61253-1A	San Joaquin	Open Hearth Fireplace	Gas Insert				TRUE	2/3/2018	4/18/2018	22.7	0	7%	68%	0.299465	61%	38%	0.0032	0.0000	0.0032
C-61254-1A	Fresno	Open Hearth Fireplace	Gas Insert				TRUE	1/29/2018	3/14/2018	22.7	0	7%	68%	0.299465	24%	59%	0.0013	0.0000	0.0013
C-61255-1A	Fresno	Open Hearth Fireplace	Gas Insert				TRUE	1/31/2018	3/14/2018	22.7	0	7%	68%	0.299465	24%	59%	0.0013	0.0000	0.0013
C-61256-1A	Fresno	Open Hearth Fireplace	Gas Insert				TRUE	1/31/2018	3/14/2018	22.7	0	7%	68%	0.299465	24%	59%	0.0013	0.0000	0.0013
C-61257-1A	Fresno	Open Hearth Fireplace	Gas Insert				TRUE	2/1/2018	3/14/2018	22.7	0	7%	68%	0.299465	24%	59%	0.0013	0.0000	0.0013
C-61258-1A	Fresno	Open Hearth Fireplace	Certified Wood Insert	3.6		Non-Catalytic	TRUE	2/21/2018	6/5/2018	22.7	7.2	7%	68%	0.299465	24%	59%	0.0013	0.0001	0.0012
C-61260-1A	Fresno	Open Hearth Fireplace	Certified Wood Insert	2.5		Non-Catalytic	TRUE	2/1/2018	2/22/2018	22.7	5	7%	68%	0.299465	24%	59%	0.0013	0.0000	0.0012
C-61261-1A	Fresno	Open Hearth Fireplace	Gas Insert				TRUE	2/5/2018	3/14/2018	22.7	0	7%	68%	0.299465	24%	59%	0.0013	0.0000	0.0013
C-61289-1A	Fresno	Non-Certified Wood Insert	Certified Pellet Insert	0.98		Non-Catalytic	TRUE	1/29/2018	4/24/2018	29.5	1.96	54%	68%	2.1	24%	59%	0.0115	0.0008	0.0107
C-61290-1A	Merced	Wood-burning firebox	Gas Fireplace				TRUE	6/11/2018	8/1/2018	22.7	0	7%	68%	0.299465	68%	32%	0.0035	0.0000	0.0035
C-61291-1A	San Joaquin	Non-Certified Wood Insert	Certified Wood Insert	4.2		Non-Catalytic	FALSE	1/30/2018	3/14/2018	29.5	8.4	54%	68%	2.1	100%	0%	0.0477	0.0108	0.0369
C-61293-1A	Stanislaus	Open Hearth Fireplace	Gas Insert				TRUE	4/4/2018	5/8/2018	22.7	0	7%	68%	0.299465	54%	44%	0.0028	0.0000	0.0028
C-61294-1A	Fresno	Wood-burning firebox	Gas Insert				TRUE	1/31/2018	3/20/2018	22.7	0	7%	68%	0.299465	24%	59%	0.0013	0.0000	0.0013
C-61295-1A	San Joaquin	Non-Certified Pellet Insert	Gas Insert				TRUE	2/9/2018	3/21/2018	2.9	0	68%	68%	2.1	61%	38%	0.0029	0.0000	0.0029
C-61296-1A	Fresno	Open Hearth Fireplace	Certified Wood Insert	2.6		Non-Catalytic	TRUE	1/24/2018	2/7/2018	22.7	5.2	7%	68%	0.299465	24%	59%	0.0013	0.0000	0.0012
C-61299-1A	Fresno	Open Hearth Fireplace	Certified Pellet Insert	2.1		Non-Catalytic	TRUE	1/27/2018	2/7/2018	22.7	4.2	7%	68%	0.299465	24%	59%	0.0013	0.0000	0.0012
C-61302-1A	Tulare	Freestanding Non-Certified Wood Stove	Freestanding Certified Wood Stove	3.1		Non-Catalytic	FALSE	2/6/2018	5/9/2018	29.5	6.2	54%	68%	2.4	100%	0%	0.0545	0.0091	0.0454
C-61303-1A	Madera	Freestanding Non-Certified Wood Stove	Freestanding Certified Wood Stove	1.9		Non-Catalytic	FALSE	2/20/2018	5/3/2018	29.5	3.8	54%	68%	2.61	100%	0%	0.0593	0.0061	0.0532
C-61304-1A	Stanislaus	Freestanding Non-Certified Wood Stove	Gas Insert				FALSE	5/9/2018	6/4/2018	29.5	0	54%	68%	1.55	100%	0%	0.0352	0.0000	0.0352
C-61308-1A	San Joaquin	Open Hearth Fireplace	Gas Insert				FALSE												

SAN JOAQUIN VALLEY UNIFIED AIR POLLUTION CONTROL DISTRICT

2021 Annual Demonstration Report

August 31, 2022

Contract#	County	OldDeviceType	NewDeviceType	EmissionRating	OverallEfficiency	DeviceSubtype	PipedNatGa	InstallDate	ClaimDate	Emission Factor		Efficiency		FuelUse	Non-Curtailment %		Emissions (tpy PM2.5)		
										EF_Old	EF_New	Eff_Old	Eff_New		B _{all}	B _{reg}	Before	After	Reduction
C-61454-1A	Fresno	Open Hearth Fireplace	Certified Wood Insert	2.9		Non-Catalytic	FALSE	3/30/2018	4/10/2018	22.7	5.8	7%	68%	0.299465	100%	0%	0.0052	0.0001	0.0051
C-61459-1A	Fresno	Open Hearth Fireplace	Gas Insert				TRUE	2/5/2018	3/14/2018	22.7	0	7%	68%	0.299465	24%	59%	0.0013	0.0000	0.0013
C-61463-1A	Fresno	Wood-burning firebox	Gas Insert				TRUE	2/22/2018	4/3/2018	22.7	0	7%	68%	0.299465	24%	59%	0.0013	0.0000	0.0013
C-61466-1A	Stanislaus	Open Hearth Fireplace	Gas Insert				TRUE	1/29/2018	3/14/2018	22.7	0	7%	68%	0.299465	54%	44%	0.0028	0.0000	0.0028
C-61467-1A	San Joaquin	Wood-Burning Firebox	Certified Wood Insert	2.9		Non-Catalytic	TRUE	3/7/2019	5/28/2019	22.7	5.8	7%	68%	0.299465	61%	38%	0.0032	0.0001	0.0031
C-61468-1A	Fresno	Open Hearth Fireplace	Gas Insert				TRUE	2/1/2018	4/3/2018	22.7	0	7%	68%	0.299465	24%	59%	0.0013	0.0000	0.0013
C-61469-1A	Kern	Freestanding Non-Certified Wood Stove	Freestanding Gas Stove				TRUE	4/20/2018	5/9/2018	29.5	0	54%	68%	1.57	31%	51%	0.0110	0.0000	0.0110
C-61470-1A	Kern	Open Hearth Fireplace	Gas Insert				TRUE	2/5/2018	3/28/2018	22.7	0	7%	68%	0.299465	31%	51%	0.0016	0.0000	0.0016
C-61471-1A	Merced	Freestanding Non-Certified Wood Stove	Gas Insert				TRUE	3/28/2018	5/3/2018	29.5	0	54%	68%	2.67	68%	32%	0.0409	0.0000	0.0409
C-61472-1A	Tulare	Open Hearth Fireplace	Gas Insert				TRUE	2/15/2018	6/20/2018	22.7	0	7%	68%	0.299465	53%	43%	0.0028	0.0000	0.0028
C-61473-1A	Stanislaus	Open Hearth Fireplace	Gas Insert				TRUE	3/5/2018	3/28/2018	22.7	0	7%	68%	0.299465	54%	44%	0.0028	0.0000	0.0028
C-61474-1A	Fresno	Open Hearth Fireplace	Gas Insert				TRUE	1/30/2018	3/14/2018	22.7	0	7%	68%	0.299465	24%	59%	0.0013	0.0000	0.0013
C-61475-1A	Fresno	Open Hearth Fireplace	Gas Insert				TRUE	2/1/2018	3/14/2018	22.7	0	7%	68%	0.299465	24%	59%	0.0013	0.0000	0.0013
C-61476-1A	Fresno	Open Hearth Fireplace	Gas Insert				TRUE	2/12/2018	3/20/2018	22.7	0	7%	68%	0.299465	24%	59%	0.0013	0.0000	0.0013
C-61477-1A	Fresno	Open Hearth Fireplace	Certified Wood Insert	3.6		Non-Catalytic	FALSE	2/28/2018	4/3/2018	22.7	7.2	7%	68%	0.299465	100%	0%	0.0052	0.0002	0.0051
C-61478-1A	Fresno	Open Hearth Fireplace	Gas Insert				TRUE	2/8/2018	3/20/2018	22.7	0	7%	68%	0.299465	24%	59%	0.0013	0.0000	0.0013
C-61479-1A	Fresno	Open Hearth Fireplace	Gas Insert				TRUE	2/5/2018	2/22/2018	22.7	0	7%	68%	0.299465	24%	59%	0.0013	0.0000	0.0013
C-61481-1A	Stanislaus	Wood-burning firebox	Gas Insert				TRUE	2/20/2018	4/17/2018	22.7	0	7%	68%	0.299465	54%	44%	0.0028	0.0000	0.0028
C-61493-1A	Kern	Open Hearth Fireplace	Freestanding Certified Wood Stove	4.3		Non-Catalytic	FALSE	2/12/2018	3/14/2018	22.7	8.6	7%	68%	0.299465	100%	0%	0.0052	0.0002	0.0050
C-61495-1A	Tulare	Open Hearth Fireplace	Gas Insert				FALSE	5/13/2018	5/29/2018	22.7	0	7%	68%	0.299465	100%	0%	0.0052	0.0000	0.0052
C-61497-1A	Madera	Freestanding Non-Certified Wood Stove	Freestanding Gas Stove				FALSE	2/13/2018	3/14/2018	29.5	0	54%	68%	2.61	100%	0%	0.0593	0.0000	0.0593
C-61501-1A	San Joaquin	Open Hearth Fireplace	Gas Insert				TRUE	1/26/2018	2/26/2018	22.7	0	7%	68%	0.299465	61%	38%	0.0032	0.0000	0.0032
C-61502-1A	Fresno	Open Hearth Fireplace	Gas Insert				TRUE	3/16/2018	4/17/2018	22.7	0	7%	68%	0.299465	24%	59%	0.0013	0.0000	0.0013
C-61504-1A	Tulare	Open Hearth Fireplace	Gas Insert				TRUE	2/16/2018	3/28/2018	22.7	0	7%	68%	0.299465	53%	43%	0.0028	0.0000	0.0028
C-61505-1A	Fresno	Open Hearth Fireplace	Gas Insert				TRUE	3/11/2018	3/20/2018	22.7	0	7%	68%	0.299465	24%	59%	0.0013	0.0000	0.0013
C-61506-1A	Kern	Open Hearth Fireplace	Gas Insert				TRUE	2/2/2018	3/14/2018	22.7	0	7%	68%	0.299465	31%	51%	0.0016	0.0000	0.0016
C-61507-2B	Tulare	Certified Wood Insert	Gas Insert				TRUE	2/19/2019	5/29/2019	14.5785	0	68%	68%	2.1	53%	43%	0.0126	0.0000	0.0126
C-61508-1A	San Joaquin	Wood-burning firebox	Gas Insert				TRUE	2/16/2018	3/20/2018	22.7	0	7%	68%	0.299465	61%	38%	0.0032	0.0000	0.0032
C-61510-1A	Fresno	Open Hearth Fireplace	Gas Insert				TRUE	2/8/2018	3/14/2018	22.7	0	7%	68%	0.299465	24%	59%	0.0013	0.0000	0.0013
C-61567-1A	San Joaquin	Open Hearth Fireplace	Gas Insert				FALSE	2/22/2018	4/3/2018	22.7	0	7%	68%	0.299465	100%	0%	0.0052	0.0000	0.0052
C-61569-1A	Tulare	Open Hearth Fireplace	Certified Wood Insert	2.6		Non-Catalytic	FALSE	2/8/2018	2/26/2018	22.7	5.2	7%	68%	0.299465	100%	0%	0.0052	0.0001	0.0051
C-61570-1A	San Joaquin	Open Hearth Fireplace	Certified Pellet Insert	1.5		Non-Catalytic	FALSE	2/9/2018	3/28/2018	22.7	3	7%	68%	0.299465	100%	0%	0.0052	0.0001	0.0052
C-61571-1A	San Joaquin	Open Hearth Fireplace	Gas Insert				TRUE	2/28/2018	3/28/2018	22.7	0	7%	68%	0.299465	61%	38%	0.0032	0.0000	0.0032
C-61572-1A	Madera	Open Hearth Fireplace	Gas Insert				TRUE	2/22/2018	4/3/2018	22.7	0	7%	68%	0.299465	33%	57%	0.0017	0.0000	0.0017
C-61573-1A	Fresno	Open Hearth Fireplace	Gas Insert				TRUE	2/9/2018	3/20/2018	22.7	0	7%	68%	0.299465	24%	59%	0.0013	0.0000	0.0013
C-61574-1A	Fresno	Freestanding Non-Certified Wood Stove	Gas Insert				TRUE	2/12/2018	3/20/2018	29.5	0	54%	68%	2.09	24%	59%	0.0115	0.0000	0.0115
C-61575-1A	San Joaquin	Wood-burning firebox	Gas Fireplace				TRUE	2/8/2018	4/24/2018	22.7	0	7%	68%	0.299465	61%	38%	0.0032	0.0000	0.0032
C-61576-1A	Fresno	Open Hearth Fireplace	Gas Insert				TRUE	2/8/2018	3/20/2018	22.7	0	7%	68%	0.299465	24%	59%	0.0013	0.0000	0.0013
C-61577-1A	Tulare	Certified Pellet Insert	Gas Insert				TRUE	2/12/2018	3/20/2018	2.9	0	68%	68%	2.1	53%	43%	0.0025	0.0000	0.0025
C-61579-1A	Tulare	Freestanding Non-Certified Wood Stove	Freestanding Certified Wood Stove	1.1		Catalytic	TRUE	3/22/2018	4/18/2018	29.5	2.2	54%	68%	2.4	53%	43%	0.0291	0.0019	0.0272
C-61580-1A	San Joaquin	Open Hearth Fireplace	Gas Insert				TRUE	2/7/2018	4/3/2018	22.7	0	7%	68%	0.299465	61%	38%	0.0032	0.0000	0.0032
C-61581-1A	Kern	Freestanding Non-Certified Wood Stove	Gas Insert				TRUE	2/9/2018	4/24/2018	29.5	0	54%	68%	1.57	31%	51%	0.0110	0.0000	0.0110
C-61628-1A	Fresno	Open Hearth Fireplace	Gas Insert				TRUE	2/3/2018	3/14/2018	22.7	0	7%	68%	0.299465	24%	59%	0.0013	0.0000	0.0013
C-61631-1A	Kings	Open Hearth Fireplace	Gas Insert				TRUE	2/23/2018	3/28/2018	22.7	0	7%	68%	0.299465	48%	48%	0.0025	0.0000	0.0025
C-61632-1A	Fresno	Open Hearth Fireplace	Certified Wood Insert	2.6		Non-Catalytic	TRUE	1/30/2018	2/13/2018	22.7	5.2	7%	68%	0.299465	24%	59%	0.0013	0.0000	0.0012
C-61633-1A	Kern	Freestanding Non-Certified Wood Stove	Gas Insert				TRUE	3/27/2018	5/15/2018	29.5	0	54%	68%	1.57	31%	51%	0.0110	0.0000	0.0110
C-61635-1A	Merced	Non-Certified Wood Insert	Gas Insert				FALSE	6/27/2018	8/22/2018	29.5	0	54%	68%	2.1	100%	0%	0.0477	0.0000	0.0477
C-61636-1A	Stanislaus	Open Hearth Fireplace	Gas Insert				TRUE	1/31/2018	3/14/2018	22.7	0	7%	68%	0.299465	54%	44%	0.0028	0.0000	0.0028
C-61640-1A	Fresno	Open Hearth Fireplace	Gas Insert				TRUE	2/5/2018	3/14/2018	22.7	0	7%	68%	0.299465	24%	59%	0.0013	0.0000	0.0013
C-61641-1A	Fresno	Open Hearth Fireplace	Certified Wood Insert	3.6		Non-Catalytic	TRUE	2/9/2018	5/15/2018	22.7	7.2	7%	68%	0.299465	24%	59%	0.0013	0.0001	0.0012
C-61642-1A	Fresno	Open Hearth Fireplace	Gas Insert				TRUE	2/21/2018	3/28/2018	22.7	0	7%	68%	0.299465	24%	59%	0.0013	0.0000	0.0013
C-61650-1A	San Joaquin	Open Hearth Fireplace	Gas Insert				FALSE	3/1/2018	4/24/2018	22.7	0	7%	68%	0.299465	100%	0%	0.0052	0.0000	0.0052
C-61651-1A	San Joaquin	Open Hearth Fireplace	Gas Insert				TRUE	2/9/2018	4/18/2018	22.7	0	7%	68%	0.299465	61%	38%	0.0032	0.0000	0.0032
C-61653-1A	Stanislaus	Open Hearth Fireplace	Gas Insert				TRUE	10/25/2018	1/8/2019	22.7	0	7%	68%	0.299465	54%	44%	0.0028	0.0000	0.0028
C-61654-1A	Stanislaus	Open Hearth Fireplace	Gas Insert				FALSE	2/26/2018	3/28/2018	22.7	0	7%	68%	0.299465	100%	0%	0.0052	0.0000	0.0052
C-61657-1A	Madera	Open Hearth Fireplace	Certified Wood Insert	1.9		Non-Catalytic	TRUE	2/8/2018	3/20/2018	22.7	3.8	7%	68%	0.299465	33%	57%	0.0017	0.0000	0.0017
C-61692-1A	Fresno	Open Hearth Fireplace	Certified Wood Insert	2.6		Non-Catalytic	TRUE	1/31/2018	2/22/2018	22.7	5.2	7%	68%	0.299465	24%	59%	0.0013	0.0000	0.0012
C-61693-1A	Fresno	Open Hearth Fireplace	Certified Wood Insert	2.6		Non-Catalytic	TRUE	3/6/2018	5/23/2018	22.7	5.2	7%	68%	0.299465	24%	59%	0.0013	0.0000	0.0012
C-61694-1A	Tulare	Open Hearth Fireplace	Certified Wood Insert	2.6		Non-Catalytic	TRUE	2/9/2018	7/13/2018	22.7	5.2	7%	68%	0.299465	53%	43%	0.0028	0.0001	0.0027
C-61696-1A	San Joaquin	Open Hearth Fireplace	Gas Insert				FALSE	2/20/2018	3/7/2018	22.7	0	7%	68%	0.299465	100%	0%	0.0052	0.0000	0.0052
C-61697-1A	Stanislaus	Wood-Burning Firebox	Gas Fireplace				TRUE	1/26/2018	8/22/2018	22.7	0	7%	68%	0.299465	54%	44%	0.0028	0.0000	0.0028
C-61698-1A	San Joaquin	Wood-burning firebox	Gas Fireplace				TRUE	2/21/2018	3/28/2018	22.7	0	7%	68%	0.299465	61%	38%	0.0032	0.0000	0.0032
C-61699-1A	San Joaquin	Open Hearth Fireplace	Gas Insert				TRUE	2/2/2018	3/14/2018	22.7	0	7%	68%	0.299465	61%	38%	0.0032	0.0000	0.0032
C-61700-1A	San Joaquin	Open Hearth Fireplace	Certified Wood Insert	2.9		Non-Catalytic	FALSE	2/3/2018	3/14/2018	22.7	5.8	7%	68%	0.299465	100%	0%	0.0052	0.0001	0.0051
C-61701-1A	San Joaquin	Open Hearth Fireplace	Gas Insert				TRUE	2/5/2018	3/14/2018	22.7	0	7%	68%	0.299465	61%	38%	0.0032	0.0000	0.0032
C-61702-1A	San Joaquin	Open Hearth Fireplace	Gas Insert				TRUE	2/1/2018	4/3/2018	22.7	0	7%	68%	0.299465	61%	38%	0.0032	0.0000	0.0032
C-61703-1A	Stanislaus	Open Hearth Fireplace	Gas Insert				TRUE	2/25/2018	4/17/2018	22.7	0	7%	68%	0.299465	54%	44%	0.0028	0.0000	

SAN JOAQUIN VALLEY UNIFIED AIR POLLUTION CONTROL DISTRICT

2021 Annual Demonstration Report

August 31, 2022

Contract#	County	OldDeviceType	NewDeviceType	EmissionRating	OverallEfficiency	DeviceSubtype	PipedNatGa	InstallDate	ClaimDate	Emission Factor		Efficiency		FuelUse	Non-Curtailment %		Emissions (tpy PM2.5)		
										EF_Old	EF_New	Eff_Old	Eff_New		B _{all}	B _{reg}	Before	After	Reduction
C-61772-1A	Kern	Open Hearth Fireplace	Certified Pellet Insert	1.5		Non-Catalytic	FALSE	2/22/2018	4/3/2018	22.7	3	7%	68%	0.299465	100%	0%	0.0052	0.0001	0.0052
C-61773-1A	San Joaquin	Open Hearth Fireplace	Gas Insert				TRUE	6/28/2018	8/22/2018	22.7	0	7%	68%	0.299465	61%	38%	0.0032	0.0000	0.0032
C-61805-1A	Fresno	Wood-Burning Firebox	Certified Wood Insert	2.6		Non-Catalytic	TRUE	2/2/2018	2/13/2018	22.7	5.2	7%	68%	0.299465	24%	59%	0.0013	0.0000	0.0012
C-61807-1A	Tulare	Wood-burning firebox	Gas Insert				TRUE	2/16/2018	3/7/2018	22.7	0	7%	68%	0.299465	53%	43%	0.0028	0.0000	0.0028
C-61809-1A	Stanislaus	Freestanding Non-Certified Wood Stove	Freestanding Certified Wood Stove	3.4		Non-Catalytic	TRUE	3/5/2018	3/14/2018	29.5	6.8	54%	68%	1.55	54%	44%	0.0191	0.0039	0.0152
C-61810-1A	Fresno	Wood-burning firebox	Gas Insert				TRUE	2/19/2018	3/7/2018	22.7	0	7%	68%	0.299465	24%	59%	0.0013	0.0000	0.0013
C-61812-1A	Tulare	Open Hearth Fireplace	Gas Insert				TRUE	2/16/2018	3/7/2018	22.7	0	7%	68%	0.299465	53%	43%	0.0028	0.0000	0.0028
C-61813-1A	Tulare	Open Hearth Fireplace	Certified Wood Insert	2.6		Non-Catalytic	TRUE	2/7/2018	2/26/2018	22.7	5.2	7%	68%	0.299465	53%	43%	0.0028	0.0001	0.0027
C-61814-1A	Tulare	Open Hearth Fireplace	Certified Wood Insert	2.6		Non-Catalytic	TRUE	2/15/2018	3/7/2018	22.7	5.2	7%	68%	0.299465	53%	43%	0.0028	0.0001	0.0027
C-61815-1A	Tulare	Open Hearth Fireplace	Gas Insert				FALSE	2/13/2018	3/7/2018	22.7	0	7%	68%	0.299465	100%	0%	0.0052	0.0000	0.0052
C-61818-1A	Stanislaus	Open Hearth Fireplace	Gas Insert				TRUE	2/8/2018	3/7/2018	22.7	0	7%	68%	0.299465	54%	44%	0.0028	0.0000	0.0028
C-61870-1A	Kings	Wood-burning firebox	Gas Insert				TRUE	3/1/2018	4/3/2018	22.7	0	7%	68%	0.299465	48%	48%	0.0025	0.0000	0.0025
C-61871-1A	Tulare	Open Hearth Fireplace	Gas Insert				TRUE	2/16/2018	3/20/2018	22.7	0	7%	68%	0.299465	53%	43%	0.0028	0.0000	0.0028
C-61873-1A	San Joaquin	Open Hearth Fireplace	Gas Insert				TRUE	5/1/2018	5/23/2018	22.7	0	7%	68%	0.299465	61%	38%	0.0032	0.0000	0.0032
C-61874-1A	San Joaquin	Non-Certified Pellet Insert	Gas Insert				TRUE	4/20/2018	5/23/2018	2.9	0	68%	68%	2.1	61%	38%	0.0029	0.0000	0.0029
C-61875-1A	San Joaquin	Open Hearth Fireplace	Gas Insert				TRUE	2/19/2018	3/20/2018	22.7	0	7%	68%	0.299465	61%	38%	0.0032	0.0000	0.0032
C-61876-1A	San Joaquin	Open Hearth Fireplace	Gas Insert				FALSE	2/13/2018	3/14/2018	22.7	0	7%	68%	0.299465	100%	0%	0.0052	0.0000	0.0052
C-61877-1A	Madera	Freestanding Non-Certified Wood Stove	Freestanding Certified Wood Stove	4.5		75 Non-Catalytic	FALSE	4/20/2018	5/15/2018	29.5	9	54%	75%	2.61	100%	0%	0.0593	0.0130	0.0463
C-61878-1A	Madera	Open Hearth Fireplace	Gas Insert				FALSE	4/4/2018	5/9/2018	22.7	0	7%	68%	0.299465	100%	0%	0.0052	0.0000	0.0052
C-61879-1A	Stanislaus	Open Hearth Fireplace	Gas Insert				TRUE	3/2/2018	6/20/2018	22.7	0	7%	68%	0.299465	54%	44%	0.0028	0.0000	0.0028
C-61880-1A	Kern	Wood-burning firebox	Gas Fireplace				TRUE	1/19/2018	6/20/2018	22.7	0	7%	68%	0.299465	31%	51%	0.0016	0.0000	0.0016
C-61882-1A	San Joaquin	Open Hearth Fireplace	Gas Insert				TRUE	5/4/2018	6/4/2018	22.7	0	7%	68%	0.299465	61%	38%	0.0032	0.0000	0.0032
C-61884-1A	Fresno	Open Hearth Fireplace	Gas Insert				FALSE	2/13/2018	3/20/2018	22.7	0	7%	68%	0.299465	100%	0%	0.0052	0.0000	0.0052
C-61885-1A	Fresno	Open Hearth Fireplace	Gas Insert				TRUE	2/27/2018	3/28/2018	22.7	0	7%	68%	0.299465	24%	59%	0.0013	0.0000	0.0013
C-61907-1A	Stanislaus	Open Hearth Fireplace	Certified Wood Insert	3.9		Non-Catalytic	TRUE	3/14/2018	4/3/2018	22.7	7.8	7%	68%	0.299465	54%	44%	0.0028	0.0001	0.0027
C-61908-1A	Fresno	Wood-burning firebox	Gas Insert				TRUE	3/5/2018	4/3/2018	22.7	0	7%	68%	0.299465	24%	59%	0.0013	0.0000	0.0013
C-61909-1A	Fresno	Open Hearth Fireplace	Gas Insert				TRUE	2/27/2018	3/28/2018	22.7	0	7%	68%	0.299465	24%	59%	0.0013	0.0000	0.0013
C-61912-1A	San Joaquin	Open Hearth Fireplace	Gas Insert				FALSE	2/21/2018	3/28/2018	22.7	0	7%	68%	0.299465	100%	0%	0.0052	0.0000	0.0052
C-61913-1A	Stanislaus	Open Hearth Fireplace	Gas Insert				TRUE	2/20/2018	3/28/2018	22.7	0	7%	68%	0.299465	54%	44%	0.0028	0.0000	0.0028
C-61914-1A	Tulare	Wood-burning firebox	Gas Insert				TRUE	2/21/2018	3/7/2018	22.7	0	7%	68%	0.299465	53%	43%	0.0028	0.0000	0.0028
C-61915-1A	Fresno	Wood-burning firebox	Gas Insert				FALSE	4/26/2018	5/9/2018	22.7	0	7%	68%	0.299465	100%	0%	0.0052	0.0000	0.0052
C-61919-1A	Merced	Freestanding Non-Certified Pellet Stove	Freestanding Gas Stove				FALSE	1/23/2018	5/9/2018	2.9	0	68%	68%	2.67	100%	0%	0.0060	0.0000	0.0060
C-61949-1A	Fresno	Open Hearth Fireplace	Gas Insert				FALSE	8/6/2018	9/12/2018	22.7	0	7%	68%	0.299465	100%	0%	0.0052	0.0000	0.0052
C-61950-1A	Tulare	Open Hearth Fireplace	Gas Insert				FALSE	2/8/2018	5/3/2018	22.7	0	7%	68%	0.299465	100%	0%	0.0052	0.0000	0.0052
C-61951-1A	Kern	Open Hearth Fireplace	Gas Insert				TRUE	2/26/2018	5/8/2018	22.7	0	7%	68%	0.299465	31%	51%	0.0016	0.0000	0.0016
C-61952-1A	Tulare	Wood-burning firebox	Gas Insert				TRUE	2/20/2018	3/7/2018	22.7	0	7%	68%	0.299465	53%	43%	0.0028	0.0000	0.0028
C-61953-1A	Fresno	Wood-burning firebox	Gas Insert				TRUE	3/5/2018	4/3/2018	22.7	0	7%	68%	0.299465	24%	59%	0.0013	0.0000	0.0013
C-61954-1A	Stanislaus	Open Hearth Fireplace	Gas Insert				TRUE	3/6/2018	4/3/2018	22.7	0	7%	68%	0.299465	54%	44%	0.0028	0.0000	0.0028
C-61956-1A	Fresno	Wood-burning firebox	Gas Insert				TRUE	3/23/2018	5/8/2018	22.7	0	7%	68%	0.299465	24%	59%	0.0013	0.0000	0.0013
C-61957-1A	San Joaquin	Freestanding Non-Certified Wood Stove	Gas Insert				TRUE	3/2/2018	4/3/2018	29.5	0	54%	68%	1.15	61%	38%	0.0159	0.0000	0.0159
C-61959-1A	Fresno	Non-Certified Wood Insert	Certified Wood Insert	2.9		Non-Catalytic	FALSE	5/16/2018	6/5/2018	29.5	5.8	54%	68%	2.1	100%	0%	0.0477	0.0074	0.0403
C-61960-1A	Fresno	Open Hearth Fireplace	Gas Insert				TRUE	2/23/2018	5/8/2018	22.7	0	7%	68%	0.299465	24%	59%	0.0013	0.0000	0.0013
C-61961-1A	Stanislaus	Open Hearth Fireplace	Gas Insert				FALSE	3/9/2018	4/24/2018	22.7	0	7%	68%	0.299465	100%	0%	0.0052	0.0000	0.0052
C-61963-1A	Kern	Wood-burning firebox	Gas Insert				FALSE	3/23/2018	5/8/2018	22.7	0	7%	68%	0.299465	100%	0%	0.0052	0.0000	0.0052
C-61964-1A	Kern	Open Hearth Fireplace	Gas Insert				TRUE	2/14/2018	3/20/2018	22.7	0	7%	68%	0.299465	31%	51%	0.0016	0.0000	0.0016
C-61965-1A	Kern	Non-Certified Wood Insert	Certified Pellet Insert	1.5		Non-Catalytic	FALSE	2/12/2018	3/14/2018	29.5	3	54%	68%	2.1	100%	0%	0.0477	0.0039	0.0438
C-61967-1A	Tulare	Freestanding Non-Certified Wood Stove	Freestanding Certified Wood Stove	3.1		Non-Catalytic	FALSE	2/22/2018	3/28/2018	29.5	6.2	54%	68%	2.4	100%	0%	0.0545	0.0091	0.0454
C-61977-1A	Stanislaus	Wood-Burning Firebox	Gas Insert				TRUE	3/27/2019	7/26/2019	22.7	0	7%	68%	0.299465	54%	44%	0.0028	0.0000	0.0028
C-61987-1A	Fresno	Open Hearth Fireplace	Gas Insert				TRUE	3/22/2018	5/3/2018	22.7	0	7%	68%	0.299465	24%	59%	0.0013	0.0000	0.0013
C-61988-1A	San Joaquin	Open Hearth Fireplace	Gas Insert				FALSE	6/4/2018	10/3/2018	22.7	0	7%	68%	0.299465	100%	0%	0.0052	0.0000	0.0052
C-61989-1A	Madera	Freestanding Non-Certified Wood Stove	Freestanding Certified Wood Stove	3.6		Non-Catalytic	TRUE	7/18/2018	8/22/2018	29.5	7.2	54%	68%	2.61	33%	57%	0.0198	0.0047	0.0150
C-61991-1A	Tulare	Open Hearth Fireplace	Gas Insert				TRUE	2/16/2018	3/7/2018	22.7	0	7%	68%	0.299465	53%	43%	0.0028	0.0000	0.0028
C-61992-1A	Fresno	Open Hearth Fireplace	Gas Insert				TRUE	2/20/2018	3/7/2018	22.7	0	7%	68%	0.299465	24%	59%	0.0013	0.0000	0.0013
C-61993-1A	Kern	Open Hearth Fireplace	Gas Insert				TRUE	2/15/2018	3/20/2018	22.7	0	7%	68%	0.299465	31%	51%	0.0016	0.0000	0.0016
C-61994-1A	San Joaquin	Open Hearth Fireplace	Gas Insert				TRUE	3/5/2018	4/3/2018	22.7	0	7%	68%	0.299465	61%	38%	0.0032	0.0000	0.0032
C-61995-1A	Stanislaus	Open Hearth Fireplace	Gas Insert				TRUE	3/20/2018	4/18/2018	22.7	0	7%	68%	0.299465	54%	44%	0.0028	0.0000	0.0028
C-62015-1A	Tulare	Freestanding Non-Certified Wood Stove	Freestanding Certified Wood Stove	3		73 Non-Catalytic	FALSE	2/21/2018	3/28/2018	29.5	6	54%	73%	2.4	100%	0%	0.0545	0.0082	0.0463
C-62016-1A	Fresno	Freestanding Non-Certified Wood Stove	Gas Insert				TRUE	2/24/2018	3/7/2018	29.5	0	54%	68%	2.09	24%	59%	0.0115	0.0000	0.0115
C-62018-1A	Kern	Wood-burning firebox	Gas Insert				TRUE	3/2/2018	3/14/2018	22.7	0	7%	68%	0.299465	31%	51%	0.0016	0.0000	0.0016
C-62019-1A	Kern	Wood-burning firebox	Gas Fireplace				TRUE	2/28/2018	4/3/2018	22.7	0	7%							

SAN JOAQUIN VALLEY UNIFIED AIR POLLUTION CONTROL DISTRICT

2021 Annual Demonstration Report

August 31, 2022

Contract#	County	OldDeviceType	NewDeviceType	EmissionRating	OverallEfficiency	DeviceSubtype	PipedNatGa	InstallDate	ClaimDate	Emission Factor		Efficiency		FuelUse	Non-Curtailment %		Emissions (tpy PM2.5)		
										EF_Old	EF_New	Eff_Old	Eff_New		B _{all}	B _{reg}	Before	After	Reduction
C-62183-1A	Fresno	Open Hearth Fireplace	Certified Wood Insert	2.9		Non-Catalytic	FALSE	3/13/2018	3/20/2018	22.7	5.8	7%	68%	0.299465	100%	0%	0.0052	0.0001	0.0051
C-62184-1A	Fresno	Open Hearth Fireplace	Certified Wood Insert	3.2		Non-Catalytic	FALSE	4/25/2018	6/4/2018	22.7	6.4	7%	68%	0.299465	100%	0%	0.0052	0.0002	0.0051
C-62199-1A	San Joaquin	Open Hearth Fireplace	Certified Wood Insert	3.2		Non-Catalytic	FALSE	3/3/2018	5/23/2018	22.7	6.4	7%	68%	0.299465	100%	0%	0.0052	0.0002	0.0051
C-62200-1A	Stanislaus	Open Hearth Fireplace	Gas Insert				FALSE	3/19/2018	6/20/2018	22.7	0	7%	68%	0.299465	100%	0%	0.0052	0.0000	0.0052
C-62201-1A	Fresno	Freestanding Non-Certified Wood Stove	Freestanding Certified Wood Stove	3.2		74 Non-Catalytic	FALSE	6/14/2018	8/22/2018	29.5	6.4	54%	74%	2.09	100%	0%	0.0475	0.0075	0.0400
C-62203-1A	Fresno	Open Hearth Fireplace	Gas Insert				TRUE	5/5/2018	5/23/2018	22.7	0	7%	68%	0.299465	24%	59%	0.0013	0.0000	0.0013
C-62206-1A	San Joaquin	Freestanding Certified Wood Stove	Freestanding Gas Stove				FALSE	4/12/2018	6/20/2018	14.5785	0	68%	68%	1.15	100%	0%	0.0129	0.0000	0.0129
C-62209-1A	San Joaquin	Freestanding Non-Certified Wood Stove	Gas Insert				TRUE	3/22/2018	5/9/2018	29.5	0	54%	68%	1.15	61%	38%	0.0159	0.0000	0.0159
C-62223-1A	Madera	Open Hearth Fireplace	Gas Insert				TRUE	2/28/2018	3/28/2018	22.7	0	7%	68%	0.299465	33%	57%	0.0017	0.0000	0.0017
C-62224-1A	San Joaquin	Open Hearth Fireplace	Certified Wood Insert	3.6		Non-Catalytic	TRUE	5/7/2018	6/5/2018	22.7	7.2	7%	68%	0.299465	61%	38%	0.0032	0.0001	0.0031
C-62231-1A	San Joaquin	Open Hearth Fireplace	Gas Insert				FALSE	3/2/2018	4/3/2018	22.7	0	7%	68%	0.299465	100%	0%	0.0052	0.0000	0.0052
C-62254-1A	Fresno	Open Hearth Fireplace	Gas Insert				TRUE	2/27/2018	5/8/2018	22.7	0	7%	68%	0.299465	24%	59%	0.0013	0.0000	0.0013
C-62267-1A	Kern	Freestanding Non-Certified Wood Stove	Gas Insert				FALSE	3/1/2018	3/28/2018	29.5	0	54%	68%	1.57	100%	0%	0.0357	0.0000	0.0357
C-62283-1A	Merced	Open Hearth Fireplace	Certified Wood Insert	4.4		Non-Catalytic	TRUE	5/10/2018	5/23/2018	22.7	8.8	7%	68%	0.299465	68%	32%	0.0035	0.0002	0.0034
C-62286-1A	Merced	Wood-burning firebox	Gas Insert				TRUE	3/21/2018	6/5/2018	22.7	0	7%	68%	0.299465	68%	32%	0.0035	0.0000	0.0035
C-62292-1A	Tulare	Open Hearth Fireplace	Gas Insert				TRUE	5/24/2018	6/20/2018	22.7	0	7%	68%	0.299465	53%	43%	0.0028	0.0000	0.0028
C-62293-1A	Fresno	Open Hearth Fireplace	Gas Insert				TRUE	3/28/2018	4/10/2018	22.7	0	7%	68%	0.299465	24%	59%	0.0013	0.0000	0.0013
C-62294-1A	Fresno	Open Hearth Fireplace	Gas Insert				TRUE	3/9/2018	3/28/2018	22.7	0	7%	68%	0.299465	24%	59%	0.0013	0.0000	0.0013
C-62295-1A	San Joaquin	Open Hearth Fireplace	Gas Insert				TRUE	3/8/2018	4/17/2018	22.7	0	7%	68%	0.299465	61%	38%	0.0032	0.0000	0.0032
C-62296-1A	Madera	Wood-burning firebox	Gas Insert				TRUE	4/3/2018	5/9/2018	22.7	0	7%	68%	0.299465	33%	57%	0.0017	0.0000	0.0017
C-62297-1A	Fresno	Non-Certified Pellet Insert	Gas Fireplace				TRUE	3/30/2018	5/15/2018	2.9	0	68%	68%	2.1	24%	59%	0.0011	0.0000	0.0011
C-62298-1A	Fresno	Wood-Burning Firebox	Gas Insert				TRUE	9/7/2018	10/24/2018	22.7	0	7%	68%	0.299465	24%	59%	0.0013	0.0000	0.0013
C-62299-1A	Fresno	Open Hearth Fireplace	Gas Insert				FALSE	3/27/2018	5/3/2018	22.7	0	7%	68%	0.299465	100%	0%	0.0052	0.0000	0.0052
C-62300-1A	Kings	Wood-burning firebox	Gas Insert				FALSE	4/10/2018	5/8/2018	22.7	0	7%	68%	0.299465	100%	0%	0.0052	0.0000	0.0052
C-62305-1A	Tulare	Wood-burning firebox	Gas Insert				TRUE	3/28/2018	4/10/2018	22.7	0	7%	68%	0.299465	53%	43%	0.0028	0.0000	0.0028
C-62306-1A	Kern	Open Hearth Fireplace	Gas Insert				FALSE	3/6/2018	4/3/2018	22.7	0	7%	68%	0.299465	100%	0%	0.0052	0.0000	0.0052
C-62307-1A	Kings	Wood-burning firebox	Gas Insert				FALSE	3/23/2018	4/24/2018	22.7	0	7%	68%	0.299465	100%	0%	0.0052	0.0000	0.0052
C-62316-1A	Tulare	Open Hearth Fireplace	Gas Insert				TRUE	3/3/2018	3/14/2018	22.7	0	7%	68%	0.299465	53%	43%	0.0028	0.0000	0.0028
C-62317-1A	Fresno	Freestanding Non-Certified Wood Stove	Gas Insert				TRUE	3/15/2018	4/17/2018	29.5	0	54%	68%	2.09	24%	59%	0.0115	0.0000	0.0115
C-62318-1A	Fresno	Open Hearth Fireplace	Gas Insert				TRUE	3/6/2018	4/3/2018	22.7	0	7%	68%	0.299465	24%	59%	0.0013	0.0000	0.0013
C-62319-1A	Fresno	Wood-burning firebox	Gas Insert				TRUE	3/15/2018	4/17/2018	22.7	0	7%	68%	0.299465	24%	59%	0.0013	0.0000	0.0013
C-62321-1A	Tulare	Open Hearth Fireplace	Freestanding Certified Wood Stove	3		73 Non-Catalytic	FALSE	3/16/2018	4/3/2018	22.7	6	7%	73%	0.299465	100%	0%	0.0052	0.0001	0.0051
C-62322-1A	San Joaquin	Open Hearth Fireplace	Gas Insert				TRUE	4/11/2018	5/8/2018	22.7	0	7%	68%	0.299465	61%	38%	0.0032	0.0000	0.0032
C-62323-1A	San Joaquin	Wood-burning firebox	Gas Insert				TRUE	3/16/2018	4/24/2018	22.7	0	7%	68%	0.299465	61%	38%	0.0032	0.0000	0.0032
C-62324-2B	Madera	Open Hearth Fireplace	Gas Insert				FALSE	4/21/2018	5/8/2018	22.7	0	7%	68%	0.299465	100%	0%	0.0052	0.0000	0.0052
C-62326-1A	Kern	Freestanding Non-Certified Wood Stove	Gas Insert				TRUE	3/10/2018	4/18/2018	29.5	0	54%	68%	1.57	31%	51%	0.0110	0.0000	0.0110
C-62340-1A	Madera	Wood-burning firebox	Certified Wood Insert	3.5		Non-Catalytic	FALSE	3/27/2018	5/3/2018	22.7	7	7%	68%	0.299465	100%	0%	0.0052	0.0002	0.0051
C-62342-1A	Kern	Wood-burning firebox	Gas Insert				TRUE	3/2/2018	6/5/2018	22.7	0	7%	68%	0.299465	31%	51%	0.0016	0.0000	0.0016
C-62406-1A	San Joaquin	Wood-Burning Firebox	Gas Fireplace				FALSE	5/24/2018	8/22/2018	22.7	0	7%	68%	0.299465	100%	0%	0.0052	0.0000	0.0052
C-62408-1A	Kern	Open Hearth Fireplace	Gas Insert				FALSE	3/2/2018	3/28/2018	22.7	0	7%	68%	0.299465	100%	0%	0.0052	0.0000	0.0052
C-62409-1A	Kern	Wood-burning firebox	Gas Insert				TRUE	3/6/2018	4/17/2018	22.7	0	7%	68%	0.299465	31%	51%	0.0016	0.0000	0.0016
C-62411-1A	Kern	Wood-burning firebox	Gas Insert				TRUE	3/8/2018	4/17/2018	22.7	0	7%	68%	0.299465	31%	51%	0.0016	0.0000	0.0016
C-62412-1A	Fresno	Open Hearth Fireplace	Gas Insert				TRUE	3/26/2018	4/24/2018	22.7	0	7%	68%	0.299465	24%	59%	0.0013	0.0000	0.0013
C-62413-1A	Madera	Freestanding Non-Certified Wood Stove	Freestanding Certified Wood Stove	0.8		78 Catalytic	TRUE	4/5/2018	6/20/2018	29.5	1.6	54%	78%	2.61	33%	57%	0.0198	0.0009	0.0188
C-62414-1A	Fresno	Open Hearth Fireplace	Gas Fireplace				TRUE	6/22/2019	2/12/2019	22.7	0	7%	68%	0.299465	24%	59%	0.0013	0.0000	0.0013
C-62415-1A	Madera	Open Hearth Fireplace	Certified Pellet Insert	2.1		Non-Catalytic	FALSE	4/27/2018	5/9/2018	22.7	4.2	7%	68%	0.299465	100%	0%	0.0052	0.0001	0.0051
C-62416-1A	Tulare	Open Hearth Fireplace	Gas Insert				TRUE	4/4/2018	4/10/2018	22.7	0	7%	68%	0.299465	53%	43%	0.0028	0.0000	0.0028
C-62417-1A	Tulare	Open Hearth Fireplace	Gas Insert				TRUE	3/28/2018	4/10/2018	22.7	0	7%	68%	0.299465	53%	43%	0.0028	0.0000	0.0028
C-62418-1A	Tulare	Open Hearth Fireplace	Certified Wood Insert	2.9		Non-Catalytic	FALSE	4/2/2019	5/1/2019	22.7	5.8	7%	68%	0.299465	100%	0%	0.0052	0.0001	0.0051
C-62419-1A	Stanislaus	Wood-Burning Firebox	Gas Fireplace				TRUE	4/26/2018	8/22/2018	22.7	0	7%	68%	0.299465	54%	44%	0.0028	0.0000	0.0028
C-62421-1A	Merced	Open Hearth Fireplace	Gas Insert				FALSE	5/2/2018	11/14/2018	22.7	0	7%	68%	0.299465	100%	0%	0.0052	0.0000	0.0052
C-62422-1A	Tulare	Open Hearth Fireplace	Gas Insert				TRUE	3/13/2018	3/28/2018	22.7	0	7%	68%	0.299465	53%	43%	0.0028	0.0000	0.0028
C-62423-1A	Tulare	Open Hearth Fireplace	Gas Insert				TRUE	3/21/2018	4/3/2018	22.7	0	7%	68%	0.299465	53%	43%	0.0028	0.0000	0.0028
C-62425-1A	Kings	Open Hearth Fireplace	Gas Insert				TRUE	3/23/2018	5/3/2018	22.7	0	7%	68%	0.299465	48%	48%	0.0025	0.0000	0.0025
C-62436-1A	Madera	Wood-Burning Firebox	Certified Wood Insert	2.3		Catalytic	FALSE	3/26/2018	5/15/2018	22.7	4.6	7%	68%	0.299465	100%	0%	0.0052	0.0001	0.0051
C-62439-1A	Madera	Non-Certified Wood Insert	Certified Wood Insert	1.9		Non-Catalytic	TRUE	5/1/2018	5/23/2018	29.5	3.8	54%	68%	2.1	33%	57%	0.0159	0.0020	0.0139
C-62441-1A	Fresno	Open Hearth Fireplace	Certified Wood Insert	2.6		Non-Catalytic	TRUE	3/14/2018	4/3/2018	22.7	5.2	7%	68%	0.299465	24%	59%	0.0013	0.0000	0.0012
C-62445-1A	Tulare	Open Hearth Fireplace	Freestanding Certified Wood Stove	3.2		74 Non-Catalytic	FALSE	4/4/2018	5/9/2018	22.7	6.4	7%	74%	0.299465	100%	0%	0.0052	0.0001	0.0051
C-62447-1A	Fresno	Open Hearth Fireplace	Gas Insert				TRUE	3/28/2018	5/15/2018	22.7	0	7%	68%	0.299465	24%	59%	0.0013	0.0000	0.0013
C-62448-1A	San Joaquin	Freestanding Non-Certified Wood Stove	Gas Insert				FALSE	3/16/2018	4/24/2018	29.5	0	54%	68%	1.15	100%	0%	0.0261	0.0000	0.0261
C-62452-1A	San Joaquin	Non-Certified Pellet Insert	Gas Insert				TRUE	3/21/2018	5/15/2018	2.9	0	68%	68%	2.1	61%	38%	0.0029	0.0000	0.0029
C-62498-1A	Fresno	Wood-Burning Firebox	Certified Wood Insert	4.4		Non-Catalytic	FALSE	3/15/2018	4/17/2018	22.7	8.8	7%	68%	0.299465	100%	0%	0.0052	0.0002	0.0050
C-62502-1A	Tulare	Open Hearth Fireplace	Certified Wood Insert	2.9		Non-Catalytic	TRUE	5/16/2018	5/29/2018	22.7	5.8	7%	68%	0.299465	53%	43%	0.0028	0.0001	0.0027
C-62503-1A	Tulare	Open Hearth Fireplace	Gas Insert				TRUE	4/4/2018	4/10/2018	22.7	0	7%	68%	0.299465	53%	43%	0.0028	0.0000	0.0028
C-62504-1A	Fresno	Open Hearth Fireplace	Certified Wood Insert	2.9		Non-Catalytic	FALSE	4/25/2018	5/9/2018	22.7	5.8	7%	68%	0.299465	100%	0%	0.0052	0.0001	0.0051
C-62505-1A	Tulare	Wood-burning firebox	Gas Insert				FALSE	3/30/2018	4/10/2018	22.7	0	7%	68%	0.299465	100%	0%	0.0052	0.0000	0.0052
C-62506-1A	Tulare	Open Hearth Fireplace	Certified Wood Insert	2.9		Non-Catalytic	FALSE	4/23/2018	5/8/2018	22.7	5.8								

SAN JOAQUIN VALLEY UNIFIED AIR POLLUTION CONTROL DISTRICT

2021 Annual Demonstration Report

August 31, 2022

Contract#	County	OldDeviceType	NewDeviceType	EmissionRating	OverallEfficiency	DeviceSubtype	PipedNatGa	InstallDate	ClaimDate	Emission Factor		Efficiency		FuelUse	Non-Curtailment %		Emissions (tpy PM2.5)		
										EF_Old	EF_New	Eff_Old	Eff_New		B_all	B_reg	Before	After	Reduction
C-62596-1A	Kern	Wood-burning firebox	Gas Insert				TRUE	3/29/2018	4/24/2018	22.7	0	7%	68%	0.299465	31%	51%	0.0016	0.0000	0.0016
C-62597-1A	Tulare	Freestanding Certified Wood Stove	Gas Fireplace				TRUE	7/12/2018	9/5/2018	14.5785	0	68%	68%	2.4	53%	43%	0.0144	0.0000	0.0144
C-62598-1A	Kings	Open Hearth Fireplace	Gas Insert				TRUE	4/10/2018	5/8/2018	22.7	0	7%	68%	0.299465	48%	48%	0.0025	0.0000	0.0025
C-62615-1A	Stanislaus	Open Hearth Fireplace	Gas Insert				FALSE	1/21/2019	3/13/2019	22.7	0	7%	68%	0.299465	100%	0%	0.0052	0.0000	0.0052
C-62620-1A	Tulare	Open Hearth Fireplace	Gas Insert				FALSE	3/14/2018	4/17/2018	22.7	0	7%	68%	0.299465	100%	0%	0.0052	0.0000	0.0052
C-62621-1A	Fresno	Open Hearth Fireplace	Gas Insert				TRUE	3/13/2018	4/17/2018	22.7	0	7%	68%	0.299465	24%	59%	0.0013	0.0000	0.0013
C-62622-1A	Merced	Wood-burning firebox	Gas Insert				TRUE	3/26/2018	5/15/2018	22.7	0	7%	68%	0.299465	68%	32%	0.0035	0.0000	0.0035
C-62624-1A	Fresno	Certified Wood Insert	Gas Insert				TRUE	5/9/2018	6/6/2018	14.5785	0	68%	68%	2.1	24%	59%	0.0057	0.0000	0.0057
C-62628-1A	Fresno	Open Hearth Fireplace	Certified Wood Insert	4.4		Non-Catalytic	FALSE	4/23/2018	5/23/2018	22.7	8.8	7%	68%	0.299465	100%	0%	0.0052	0.0002	0.0050
C-62631-1A	Madera	Open Hearth Fireplace	Certified Wood Insert	2.9		74 Non-Catalytic	TRUE	8/2/2019	10/17/2019	22.7	5.8	7%	74%	0.299465	33%	57%	0.0017	0.0001	0.0017
C-62632-1A	San Joaquin	Open Hearth Fireplace	Gas Insert				TRUE	3/22/2018	5/3/2018	22.7	0	7%	68%	0.299465	61%	38%	0.0032	0.0000	0.0032
C-62642-1A	Fresno	Open Hearth Fireplace	Gas Insert				TRUE	3/29/2018	5/8/2018	22.7	0	7%	68%	0.299465	24%	59%	0.0013	0.0000	0.0013
C-62644-1A	Tulare	Open Hearth Fireplace	Certified Wood Insert	2.9		Non-Catalytic	FALSE	5/15/2018	5/29/2018	22.7	5.8	7%	68%	0.299465	100%	0%	0.0052	0.0001	0.0051
C-62647-1A	Tulare	Wood-burning firebox	Gas Insert				FALSE	5/31/2018	6/20/2018	22.7	0	7%	68%	0.299465	100%	0%	0.0052	0.0000	0.0052
C-62649-1A	Fresno	Open Hearth Fireplace	Certified Wood Insert	2.6		Non-Catalytic	TRUE	3/16/2018	4/10/2018	22.7	5.2	7%	68%	0.299465	24%	59%	0.0013	0.0000	0.0012
C-62650-1A	Kern	Open Hearth Fireplace	Gas Insert				TRUE	3/19/2018	5/15/2018	22.7	0	7%	68%	0.299465	31%	51%	0.0016	0.0000	0.0016
C-62651-1A	Tulare	Wood-Burning Firebox	Certified Wood Insert	2.6		Non-Catalytic	FALSE	3/22/2018	4/10/2018	22.7	5.2	7%	68%	0.299465	100%	0%	0.0052	0.0001	0.0051
C-62653-1A	Fresno	Open Hearth Fireplace	Gas Insert				TRUE	4/27/2018	6/6/2018	22.7	0	7%	68%	0.299465	24%	59%	0.0013	0.0000	0.0013
C-62654-1A	Madera	Wood-Burning Firebox	Certified Wood Insert	0.58		80 Catalytic	FALSE	3/29/2018	8/14/2018	22.7	1.16	7%	80%	0.299465	100%	0%	0.0052	0.0000	0.0052
C-62655-1A	Fresno	Open Hearth Fireplace	Gas Insert				TRUE	3/29/2018	4/24/2018	22.7	0	7%	68%	0.299465	24%	59%	0.0013	0.0000	0.0013
C-62688-1A	San Joaquin	Open Hearth Fireplace	Gas Insert				FALSE	4/5/2018	5/15/2018	22.7	0	7%	68%	0.299465	100%	0%	0.0052	0.0000	0.0052
C-62689-1A	Stanislaus	Certified Pellet Insert	Gas Insert				TRUE	3/22/2018	4/18/2018	2.9	0	68%	68%	2.1	54%	44%	0.0025	0.0000	0.0025
C-62690-1A	Stanislaus	Freestanding Non-Certified Wood Stove	Freestanding Certified Wood Stove	2		72 Non-Catalytic	FALSE	3/6/2018	5/9/2018	29.5	4	54%	72%	1.55	100%	0%	0.0352	0.0036	0.0316
C-62692-1A	San Joaquin	Wood-burning firebox	Gas Insert				FALSE	4/27/2018	5/23/2018	22.7	0	7%	68%	0.299465	100%	0%	0.0052	0.0000	0.0052
C-62693-1A	Stanislaus	Open Hearth Fireplace	Gas Insert				TRUE	4/3/2018	5/3/2018	22.7	0	7%	68%	0.299465	54%	44%	0.0028	0.0000	0.0028
C-62694-1A	Stanislaus	Open Hearth Fireplace	Gas Insert				TRUE	9/14/2018	10/30/2018	22.7	0	7%	68%	0.299465	54%	44%	0.0028	0.0000	0.0028
C-62696-1A	Stanislaus	Open Hearth Fireplace	Gas Insert				TRUE	4/11/2018	5/9/2018	22.7	0	7%	68%	0.299465	54%	44%	0.0028	0.0000	0.0028
C-62698-1A	Fresno	Freestanding Non-Certified Wood Stove	Gas Insert				TRUE	4/13/2018	5/15/2018	29.5	0	54%	68%	2.09	24%	59%	0.0115	0.0000	0.0115
C-62699-1A	Fresno	Open Hearth Fireplace	Gas Insert				FALSE	4/30/2018	5/9/2018	22.7	0	7%	68%	0.299465	100%	0%	0.0052	0.0000	0.0052
C-62701-1A	Fresno	Open Hearth Fireplace	Gas Insert				TRUE	3/28/2018	5/9/2018	22.7	0	7%	68%	0.299465	24%	59%	0.0013	0.0000	0.0013
C-62702-1A	Fresno	Wood-burning firebox	Gas Insert				TRUE	3/26/2018	6/20/2018	22.7	0	7%	68%	0.299465	24%	59%	0.0013	0.0000	0.0013
C-62703-1A	San Joaquin	Wood-burning firebox	Gas Insert				TRUE	4/24/2018	5/23/2018	22.7	0	7%	68%	0.299465	61%	38%	0.0032	0.0000	0.0032
C-62754-1A	San Joaquin	Open Hearth Fireplace	Gas Insert				TRUE	3/20/2018	4/18/2018	22.7	0	7%	68%	0.299465	61%	38%	0.0032	0.0000	0.0032
C-62756-1A	Madera	Wood-Burning Firebox	Certified Wood Insert	2.9		Non-Catalytic	FALSE	12/6/2018	1/11/2019	22.7	5.8	7%	68%	0.299465	100%	0%	0.0052	0.0001	0.0051
C-62758-1A	Kern	Wood-burning firebox	Gas Fireplace				FALSE	3/22/2018	4/18/2018	22.7	0	7%	68%	0.299465	100%	0%	0.0052	0.0000	0.0052
C-62761-1A	Tulare	Wood-Burning Firebox	Certified Wood Insert	2.6		Non-Catalytic	FALSE	3/22/2018	4/10/2018	22.7	5.2	7%	68%	0.299465	100%	0%	0.0052	0.0001	0.0051
C-62762-1A	Tulare	Non-Certified Wood Insert	Certified Wood Insert	2.6		Non-Catalytic	TRUE	3/29/2018	4/17/2018	29.5	5.2	54%	68%	2.1	53%	43%	0.0254	0.0040	0.0215
C-62765-1A	Stanislaus	Wood-burning firebox	Gas Fireplace				TRUE	3/29/2018	5/3/2018	22.7	0	7%	68%	0.299465	54%	44%	0.0028	0.0000	0.0028
C-62766-1A	Fresno	Open Hearth Fireplace	Gas Insert				TRUE	3/28/2018	5/3/2018	22.7	0	7%	68%	0.299465	24%	59%	0.0013	0.0000	0.0013
C-62768-1A	Fresno	Open Hearth Fireplace	Gas Insert				TRUE	3/26/2018	5/3/2018	22.7	0	7%	68%	0.299465	24%	59%	0.0013	0.0000	0.0013
C-62770-1A	Fresno	Open Hearth Fireplace	Certified Wood Insert	4.1		Non-Catalytic	FALSE	4/18/2018	5/23/2018	22.7	8.2	7%	68%	0.299465	100%	0%	0.0052	0.0002	0.0050
C-62771-1A	Fresno	Open Hearth Fireplace	Certified Pellet Insert	1.1		Non-Catalytic	TRUE	4/13/2018	5/9/2018	22.7	2.2	7%	68%	0.299465	24%	59%	0.0013	0.0000	0.0012
C-62773-1A	Fresno	Open Hearth Fireplace	Certified Wood Insert	3.6		Non-Catalytic	TRUE	4/9/2018	5/9/2018	22.7	7.2	7%	68%	0.299465	24%	59%	0.0013	0.0001	0.0012
C-62774-1A	Fresno	Freestanding Non-Certified Wood Stove	Freestanding Certified Wood Stove	4.2		Non-Catalytic	TRUE	4/9/2018	5/9/2018	29.5	8.4	54%	68%	2.09	24%	59%	0.0115	0.0035	0.0080
C-62775-1A	Fresno	Non-Certified Wood Insert	Certified Pellet Insert	1.1		Non-Catalytic	FALSE	4/6/2018	5/8/2018	29.5	2.2	54%	68%	2.1	100%	0%	0.0477	0.0028	0.0449
C-62777-1A	Fresno	Open Hearth Fireplace	Certified Pellet Insert	2.1		Non-Catalytic	FALSE	3/30/2018	4/10/2018	22.7	4.2	7%	68%	0.299465	100%	0%	0.0052	0.0001	0.0051
C-62778-1A	Fresno	Non-Certified Wood Insert	Certified Wood Insert	1.9		Non-Catalytic	FALSE	3/19/2018	4/24/2018	29.5	3.8	54%	68%	2.1	100%	0%	0.0477	0.0049	0.0428
C-62813-1A	Stanislaus	Freestanding Non-Certified Wood Stove	Gas Fireplace				TRUE	3/23/2018	5/23/2018	29.5	0	54%	68%	1.55	54%	44%	0.0191	0.0000	0.0191
C-62818-1A	Tulare	Freestanding Non-Certified Wood Stove	Freestanding Certified Wood Stove	3.6		Non-Catalytic	FALSE	5/31/2018	6/20/2018	29.5	7.2	54%	68%	2.4	100%	0%	0.0545	0.0106	0.0439
C-62819-1A	San Joaquin	Open Hearth Fireplace	Gas Insert				TRUE	3/23/2018	5/8/2018	22.7	0	7%	68%	0.299465	61%	38%	0.0032	0.0000	0.0032
C-62823-1A	Fresno	Open Hearth Fireplace	Certified Wood Insert	4.4		Non-Catalytic	FALSE	5/9/2018	5/22/2018	22.7	8.8	7%	68%	0.299465	100%	0%	0.0052	0.0002	0.0050
C-62831-1A	San Joaquin	Wood-burning firebox	Gas Insert				TRUE	3/28/2018	4/24/2018	22.7	0	7%	68%	0.299465	61%	38%	0.0032	0.0000	0.0032
C-62832-1A	Fresno	Wood-burning firebox	Gas Insert				FALSE	4/11/2018	5/15/2018	22.7	0	7%	68%	0.299465	100%	0%	0.0052	0.0000	0.0052
C-62841-1A	Fresno	Freestanding Non-Certified Wood Stove	Gas Insert				TRUE	4/11/2018	5/15/2018	29.5	0	54%	68%	2.09	24%	59%	0.0115	0.0000	0.0115
C-62842-1A	Merced	Freestanding Non-Certified Wood Stove	Gas Insert				TRUE	3/27/2018	5/15/2018	29.5	0	54%	68%	2.67	68%	32%	0.0409	0.0000	0.0409
C-62843-1A	Fresno	Open Hearth Fireplace	Gas Insert				TRUE	4/9/2018	5/9/2018	22.7	0	7%	68%	0.299465	24%	59%	0.0013	0.0000	0.0013
C-62844-1A	Fresno	Open Hearth Fireplace	Certified Wood Insert	4.4		Non-Catalytic	FALSE	4/30/2018	5/29/2018	22.7	8.8	7%	68%	0.299465	100%	0%	0.0052	0.0002	0.0050
C-62845-1A	Tulare	Open Hearth Fireplace	Certified Wood Insert	4.4		Non-Catalytic	FALSE	4/23/2018	5/8/2018	22.7	8.8	7%	68%	0.299465	100%	0%	0.0052	0.0002	0.0050
C-62854-1A	Fresno	Open Hearth Fireplace	Certified Wood Insert	2.6		Non-Catalytic	TRUE	4/3/2018	4/17/2018	22.7	5.2	7%	68%	0.299465	24%	59%	0.0013	0.0000	0.0012
C-62857-1A	Tulare	Open Hearth Fireplace	Certified Wood Insert	2.6		Non-Catalytic	FALSE	3/30/2018	4/17/2018	22.7	5.2	7%	68%	0.299465	100%	0%	0.0052	0.0001	0.0051
C-62858-1A	Fresno	Open Hearth Fireplace	Gas Insert				TRUE	5/31/2018	8/1/2018	22.7	0	7%	68%	0.299465	24%	59%	0.0013	0.0000	0.0013
C-62861-1-A1	Merced	Wood-Burning Firebox	Gas Insert				TRUE	11/13/2018	10/16/2019	22.7	0	7%	68%	0.299465	68%	32%	0.0035	0.0000	0.0035
C-62862-1A	Kern	Open Hearth Fireplace	Gas Insert				TRUE	4/4/2018	5/8/2018	22.7	0	7%	68%	0.299465	31%	51%	0.0016	0.0000	0.0016
C-62864-1A	San Joaquin	Non-Certified Pellet Insert	Certified Pellet Insert	1.3		Non-Catalytic	TRUE	4/10/2018	5/23/2018	2.9	2.6	68%	68%	2.1	61%	38%	0.0029	0.0028	0.0001
C-62865-1A	San Joaquin	Open Hearth Fireplace	Gas Insert				FALSE	6/27/2018	12/4/2018	22.7	0	7%	68%	0.299465	100%	0%	0.0052	0.0000	0.0052
C-62867-1A	Kern	Wood-burning firebox	Gas Insert				TRUE	4/6/2018	5/23/2018	22.7	0	7%	68%	0.299465	31%	51%	0.0016	0.0000	0.0016
C-62868-1A	Fresno																		

SAN JOAQUIN VALLEY UNIFIED AIR POLLUTION CONTROL DISTRICT

2021 Annual Demonstration Report

August 31, 2022

Contract#	County	OldDeviceType	NewDeviceType	EmissionRating	OverallEfficiency	DeviceSubtype	PipedNatGa	InstallDate	ClaimDate	Emission Factor		Efficiency		FuelUse	Non-Curtailment %		Emissions (tpy PM2.5)		
										EF_Old	EF_New	Eff_Old	Eff_New		B_all	B_reg	Before	After	Reduction
C-62959-1A	Merced	Open Hearth Fireplace	Gas Insert				FALSE	6/12/2018	6/20/2018	22.7	0	7%	68%	0.299465	100%	0%	0.0052	0.0000	0.0052
C-62964-1A	Kern	Open Hearth Fireplace	Gas Insert				FALSE	4/9/2018	5/22/2018	22.7	0	7%	68%	0.299465	100%	0%	0.0052	0.0000	0.0052
C-62966-1A	Fresno	Wood-burning firebox	Gas Insert				TRUE	5/17/2018	6/20/2018	22.7	0	7%	68%	0.299465	24%	59%	0.0013	0.0000	0.0013
C-62967-1A	Kern	Open Hearth Fireplace	Gas Insert				TRUE	4/27/2018	5/23/2018	22.7	0	7%	68%	0.299465	31%	51%	0.0016	0.0000	0.0016
C-62982-1A	Fresno	Open Hearth Fireplace	Gas Insert				TRUE	4/19/2018	5/15/2018	22.7	0	7%	68%	0.299465	24%	59%	0.0013	0.0000	0.0013
C-62983-1A	San Joaquin	Freestanding Non-Certified Wood Stove	Freestanding Gas Stove				TRUE	4/24/2018	5/22/2018	29.5	0	54%	68%	1.15	61%	38%	0.0159	0.0000	0.0159
C-62984-1A	San Joaquin	Open Hearth Fireplace	Gas Insert				TRUE	6/19/2018	8/22/2018	22.7	0	7%	68%	0.299465	61%	38%	0.0032	0.0000	0.0032
C-62985-1A	Kings	Freestanding Non-Certified Wood Stove	Gas Insert				FALSE	5/18/2018	6/20/2018	29.5	0	54%	68%	1.16	100%	0%	0.0263	0.0000	0.0263
C-62986-1A	Kern	Open Hearth Fireplace	Gas Insert				TRUE	5/15/2018	6/20/2018	22.7	0	7%	68%	0.299465	31%	51%	0.0016	0.0000	0.0016
C-62995-1A	San Joaquin	Wood-burning firebox	Gas Fireplace				TRUE	4/6/2018	5/15/2018	22.7	0	7%	68%	0.299465	61%	38%	0.0032	0.0000	0.0032
C-63016-1A	San Joaquin	Open Hearth Fireplace	Gas Insert				FALSE	5/24/2018	2/28/2019	22.7	0	7%	68%	0.299465	100%	0%	0.0052	0.0000	0.0052
C-63042-1A	San Joaquin	Non-Certified Wood Insert	Certified Wood Insert	0.58		80 Catalytic	FALSE	3/26/2018	4/24/2018	29.5	1.16	54%	80%	2.1	100%	0%	0.0477	0.0013	0.0464
C-63053-1A	Madera	Freestanding Non-Certified Wood Stove	Freestanding Certified Wood Stove	0.45		80 Catalytic	FALSE	4/9/2018	5/22/2018	29.5	0.9	54%	80%	2.61	100%	0%	0.0593	0.0012	0.0581
C-63054-1A	Stanislaus	Open Hearth Fireplace	Gas Fireplace				TRUE	5/22/2018	7/25/2018	22.7	0	7%	68%	0.299465	54%	44%	0.0028	0.0000	0.0028
C-63055-1A	Stanislaus	Open Hearth Fireplace	Gas Insert				TRUE	7/9/2018	8/22/2018	22.7	0	7%	68%	0.299465	54%	44%	0.0028	0.0000	0.0028
C-63056-1A	Tulare	Wood-burning firebox	Gas Insert				FALSE	4/3/2018	5/8/2018	22.7	0	7%	68%	0.299465	100%	0%	0.0052	0.0000	0.0052
C-63058-1A	Tulare	Non-Certified Wood Insert	Certified Wood Insert	4.2		Non-Catalytic	FALSE	4/3/2018	5/8/2018	29.5	8.4	54%	68%	2.1	100%	0%	0.0477	0.0108	0.0369
C-63061-1A	Fresno	Wood-burning firebox	Gas Fireplace				TRUE	4/23/2018	6/4/2018	22.7	0	7%	68%	0.299465	24%	59%	0.0013	0.0000	0.0013
C-63062-1A	Stanislaus	Open Hearth Fireplace	Gas Insert				TRUE	4/5/2018	5/8/2018	22.7	0	7%	68%	0.299465	54%	44%	0.0028	0.0000	0.0028
C-63063-1A	Madera	Wood-burning firebox	Gas Insert				FALSE	4/26/2018	6/4/2018	22.7	0	7%	68%	0.299465	100%	0%	0.0052	0.0000	0.0052
C-63064-1A	Kings	Open Hearth Fireplace	Gas Insert				FALSE	4/20/2018	6/20/2018	22.7	0	7%	68%	0.299465	100%	0%	0.0052	0.0000	0.0052
C-63067-1A	Madera	Wood-Burning Firebox	Certified Wood Insert	1.8		80 Catalytic	FALSE	4/13/2018	5/15/2018	22.7	3.6	7%	80%	0.299465	100%	0%	0.0052	0.0001	0.0052
C-63068-1A	San Joaquin	Wood-burning firebox	Gas Insert				TRUE	4/23/2018	5/9/2018	22.7	0	7%	68%	0.299465	61%	38%	0.0032	0.0000	0.0032
C-63069-1A	Madera	Freestanding Non-Certified Pellet Stove	Freestanding Certified Pellet Stove	1.4		77 Non-Catalytic	TRUE	6/5/2018	6/20/2018	2.9	2.8	68%	77%	2.61	33%	57%	0.0019	0.0021	-0.0001
C-63070-1A	Tulare	Open Hearth Fireplace	Gas Insert				FALSE	6/27/2018	8/22/2018	22.7	0	7%	68%	0.299465	100%	0%	0.0052	0.0000	0.0052
C-63071-2B	San Joaquin	Open Hearth Fireplace	Certified Pellet Insert	1.3		Non-Catalytic	FALSE	6/16/2018	8/9/2018	22.7	2.6	7%	68%	0.299465	100%	0%	0.0052	0.0001	0.0052
C-63074-1A	San Joaquin	Wood-burning firebox	Gas Fireplace				TRUE	4/30/2018	5/23/2018	22.7	0	7%	68%	0.299465	61%	38%	0.0032	0.0000	0.0032
C-63076-1A	San Joaquin	Open Hearth Fireplace	Gas Insert				TRUE	4/12/2018	5/8/2018	22.7	0	7%	68%	0.299465	61%	38%	0.0032	0.0000	0.0032
C-63078-1A	Stanislaus	Open Hearth Fireplace	Certified Pellet Insert	1.1		Non-Catalytic	TRUE	7/1/2018	9/5/2018	22.7	2.2	7%	68%	0.299465	54%	44%	0.0028	0.0000	0.0028
C-63079-1A	Fresno	Wood-burning firebox	Gas Fireplace				TRUE	4/14/2018	6/20/2018	22.7	0	7%	68%	0.299465	24%	59%	0.0013	0.0000	0.0013
C-63080-1A	Madera	Open Hearth Fireplace	Certified Wood Insert	4.1		Non-Catalytic	FALSE	5/4/2018	6/20/2018	22.7	8.2	7%	68%	0.299465	100%	0%	0.0052	0.0002	0.0050
C-63081-1A	Fresno	Open Hearth Fireplace	Certified Wood Insert	4.1		Non-Catalytic	TRUE	4/18/2018	5/15/2018	22.7	8.2	7%	68%	0.299465	24%	59%	0.0013	0.0001	0.0012
C-63082-1A	Fresno	Non-Certified Wood Insert	Certified Wood Insert	4.4		Non-Catalytic	FALSE	6/27/2018	8/22/2018	29.5	8.8	54%	68%	2.1	100%	0%	0.0477	0.0113	0.0364
C-63084-1A	Tulare	Open Hearth Fireplace	Gas Insert				TRUE	5/26/2018	6/20/2018	22.7	0	7%	68%	0.299465	53%	43%	0.0028	0.0000	0.0028
C-63117-1A	Kern	Wood-burning firebox	Gas Insert				TRUE	4/2/2018	5/15/2018	22.7	0	7%	68%	0.299465	31%	51%	0.0016	0.0000	0.0016
C-63118-1A	Fresno	Open Hearth Fireplace	Gas Insert				TRUE	4/12/2018	7/25/2018	22.7	0	7%	68%	0.299465	24%	59%	0.0013	0.0000	0.0013
C-63119-1A	Fresno	Open Hearth Fireplace	Gas Insert				TRUE	8/28/2018	12/12/2018	22.7	0	7%	68%	0.299465	24%	59%	0.0013	0.0000	0.0013
C-63120-1A	Fresno	Open Hearth Fireplace	Gas Insert				TRUE	4/4/2018	4/17/2018	22.7	0	7%	68%	0.299465	24%	59%	0.0013	0.0000	0.0013
C-63121-1A	Kern	Wood-burning firebox	Gas Insert				TRUE	4/5/2018	5/8/2018	22.7	0	7%	68%	0.299465	31%	51%	0.0016	0.0000	0.0016
C-63122-1A	Tulare	Open Hearth Fireplace	Gas Insert				TRUE	4/12/2018	5/15/2018	22.7	0	7%	68%	0.299465	53%	43%	0.0028	0.0000	0.0028
C-63123-1A	San Joaquin	Wood-burning firebox	Certified Wood Insert	2.9		Non-Catalytic	TRUE	4/4/2018	5/8/2018	22.7	5.8	7%	68%	0.299465	61%	38%	0.0032	0.0001	0.0031
C-63124-1A	San Joaquin	Wood-burning firebox	Gas Insert				TRUE	4/5/2018	5/3/2018	22.7	0	7%	68%	0.299465	61%	38%	0.0032	0.0000	0.0032
C-63125-1A	Tulare	Freestanding Non-Certified Wood Stove	Gas Insert				TRUE	4/3/2018	5/8/2018	29.5	0	54%	68%	2.4	53%	43%	0.0291	0.0000	0.0291
C-63127-1A	San Joaquin	Open Hearth Fireplace	Gas Insert				TRUE	5/11/2018	6/20/2018	22.7	0	7%	68%	0.299465	61%	38%	0.0032	0.0000	0.0032
C-63129-1A	Kern	Open Hearth Fireplace	Gas Insert				TRUE	5/10/2018	6/5/2018	22.7	0	7%	68%	0.299465	31%	51%	0.0016	0.0000	0.0016
C-63177-1-A1	Stanislaus	Freestanding Non-Certified Wood Stove	Gas Fireplace				TRUE	5/2/2019	8/14/2019	29.5	0	54%	68%	1.55	54%	44%	0.0191	0.0000	0.0191
C-63178-1A	Stanislaus	Wood-burning firebox	Gas Fireplace				TRUE	4/18/2018	5/15/2018	22.7	0	7%	68%	0.299465	54%	44%	0.0028	0.0000	0.0028
C-63203-1A	San Joaquin	Wood-Burning Firebox	Certified Pellet Insert	1.1		70 Non-Catalytic	FALSE	4/25/2018	5/22/2018	22.7	2.2	7%	70%	0.299465	100%	0%	0.0052	0.0001	0.0052
C-63205-1A	Fresno	Open Hearth Fireplace	Gas Insert				TRUE	4/17/2018	5/23/2018	22.7	0	7%	68%	0.299465	24%	59%	0.0013	0.0000	0.0013
C-63210-1A	Tulare	Open Hearth Fireplace	Certified Wood Insert	1.6		73 Non-Catalytic	TRUE	5/26/2019	6/5/2019	22.7	3.2	7%	73%	0.299465	53%	43%	0.0028	0.0000	0.0027
C-63211-1A	Kern	Wood-burning firebox	Gas Fireplace				TRUE	4/27/2018	6/5/2018	22.7	0	7%	68%	0.299465	31%	51%	0.0016	0.0000	0.0016
C-63240-1A	Stanislaus	Wood-burning firebox	Gas Fireplace				TRUE	5/23/2018	6/20/2018	22.7	0	7%	68%	0.299465	54%	44%	0.0028	0.0000	0.0028
C-63241-1A	Fresno	Open Hearth Fireplace	Gas Insert				TRUE	4/21/2018	5/23/2018	22.7	0	7%	68%	0.299465	24%	59%	0.0013	0.0000	0.0013
C-63242-1A	San Joaquin	Open Hearth Fireplace	Gas Fireplace				FALSE	5/4/2018	6/20/2018	22.7	0	7%	68%	0.299465	100%	0%	0.0052	0.0000	0.0052
C-63243-1A	San Joaquin	Freestanding Non-Certified Wood Stove	Gas Insert				TRUE	4/28/2018	5/23/2018	29.5	0	54%	68%	1.15	61%	38%	0.0159	0.0000	0.0159
C-63245-1A	Stanislaus	Wood-burning firebox	Gas Insert				TRUE	6/19/2018	7/25/2018	22.7	0	7%	68%	0.299465	54%	44%	0.0028	0.0000	0.0028
C-63247-1A	San Joaquin	Open Hearth Fireplace	Gas Insert				TRUE	4/6/2018	5/8/2018	22.7	0	7%	68%	0.299465	61%	38%	0.0032	0.0000	0.0032
C-63250-1A	Kern	Wood-burning firebox	Gas Insert				FALSE	4/9/2018	5/8/2018	22.7	0	7%	68%	0.299465	100%	0%	0.0052	0.0000	0.0052
C-63253-1-A1	Tulare	Open Hearth Fireplace	Certified Wood Insert	2.6		Non-Catalytic	FALSE	10/13/2018	10/24/2018	22.7	5.2	7%	68%	0.299465	100%	0%	0.0052	0.0001	0.0051
C-63254-1A	Tulare	Wood-burning firebox	Gas Insert				TRUE	4/23/2018	5/23/2018	22.7	0	7%	68%	0.299465	53%	43%	0.0028	0.0000	0.0028
C-63257-1A	Kern	Open Hearth Fireplace	Gas Insert				TRUE	5/10/2018	6/5/2018	22.7	0	7%	68%	0.299465	31%	51%	0.0016	0.0000	0.0016
C-63260-1A	Stanislaus	Freestanding Non-Certified Wood Stove	Gas Insert				TRUE	6/12/2018	6/20/2018	29.5	0	54%	68%	1.55	54%	44%	0.0191	0.0000	0.0191
C-63266-1A	Stanislaus	Freestanding Non-Certified Wood Stove	Gas Insert				TRUE	4/10/2018	5/8/2018	29.5	0	54%	68%	1.55	54%	44%	0.0191	0.0000	0.0191
C-63269-1A	Stanislaus	Wood-Burning Firebox	Gas Fireplace				FALSE	5/8/2018	8/22/2018	22.7	0	7%	68%	0.299465	100%	0%	0.0052	0.0000	0.0052
C-63271-1A	Tulare	Certified Wood Insert	Gas Insert				TRUE	5/25/2018	7/13/2018	14.5785	0	68%	68%	2.1	53%	43%	0.0126	0.0000	0.0126
C-63310-1A	Kings	Freestanding Non-Certified Wood Stove	Freestanding Certified Wood Stove	1.6		Non-Catalytic	TRUE	4/16/2018	5/15/2018	29.5	3.2	54%	68%	1.16	48%	48%	0.0125	0.0012	0.0113
C-63312-1A	Merced	Non-Certified Wood Insert	Gas Fireplace				TRUE	6/11/2018	8/22/2018	29.5	0								

SAN JOAQUIN VALLEY UNIFIED AIR POLLUTION CONTROL DISTRICT

2021 Annual Demonstration Report

August 31, 2022

Contract#	County	OldDeviceType	NewDeviceType	EmissionRating	OverallEfficiency	DeviceSubtype	PipedNatGa	InstallDate	ClaimDate	Emission Factor		Efficiency		FuelUse	Non-Curtailment %		Emissions (tpy PM2.5)		
										EF_Old	EF_New	Eff_Old	Eff_New		B_all	B_reg	Before	After	Reduction
C-63452-1A	San Joaquin	Certified Wood Insert	Gas Insert				TRUE	11/11/2018	1/15/2019	14.5785	0	68%	68%	2.1	61%	38%	0.0143	0.0000	0.0143
C-63453-1A	San Joaquin	Wood-burning firebox	Gas Insert				FALSE	5/2/2018	5/23/2018	22.7	0	7%	68%	0.299465	100%	0%	0.0052	0.0000	0.0052
C-63455-1A	San Joaquin	Wood-burning firebox	Gas Insert				TRUE	6/13/2018	6/20/2018	22.7	0	7%	68%	0.299465	61%	38%	0.0032	0.0000	0.0032
C-63490-1A	Stanislaus	Wood-Burning Firebox	Gas Fireplace				TRUE	9/7/2018	4/25/2019	22.7	0	7%	68%	0.299465	54%	44%	0.0028	0.0000	0.0028
C-63492-1A	Madera	Freestanding Non-Certified Pellet Stove	Freestanding Certified Pellet Stove	1		Non-Catalytic	TRUE	5/11/2018	6/5/2018	2.9	2	68%	68%	2.61	33%	57%	0.0019	0.0017	0.0003
C-63493-1A	Fresno	Wood-Burning Firebox	Gas Insert				TRUE	8/8/2018	9/17/2019	22.7	0	7%	68%	0.299465	24%	59%	0.0013	0.0000	0.0013
C-63533-1A	Kern	Wood-Burning Firebox	Gas Fireplace				FALSE	5/11/2018	8/22/2018	22.7	0	7%	68%	0.299465	100%	0%	0.0052	0.0000	0.0052
C-63546-1A	Stanislaus	Open Hearth Fireplace	Gas Insert				FALSE	7/13/2018	9/5/2018	22.7	0	7%	68%	0.299465	100%	0%	0.0052	0.0000	0.0052
C-63547-1A	Kings	Open Hearth Fireplace	Certified Pellet Insert	2.1		Non-Catalytic	TRUE	4/14/2018	5/3/2018	22.7	4.2	7%	68%	0.299465	48%	48%	0.0025	0.0001	0.0024
C-63573-1A	Stanislaus	Open Hearth Fireplace	Gas Insert				TRUE	4/12/2018	5/8/2018	22.7	0	7%	68%	0.299465	54%	44%	0.0028	0.0000	0.0028
C-63588-1A	Fresno	Freestanding Non-Certified Wood Stove	Gas Insert				FALSE	5/9/2018	6/5/2018	29.5	0	54%	68%	2.09	100%	0%	0.0475	0.0000	0.0475
C-63601-1A	Madera	Open Hearth Fireplace	Gas Insert				TRUE	5/16/2018	6/20/2018	22.7	0	7%	68%	0.299465	33%	57%	0.0017	0.0000	0.0017
C-63602-1A	Stanislaus	Non-Certified Wood Insert	Certified Pellet Insert	1.5		70 Non-Catalytic	TRUE	4/12/2018	6/20/2018	29.5	3	54%	70%	2.1	54%	44%	0.0258	0.0023	0.0236
C-63603-1A	Tulare	Open Hearth Fireplace	Certified Pellet Insert	2.1		Non-Catalytic	TRUE	4/21/2018	5/3/2018	22.7	4.2	7%	68%	0.299465	53%	43%	0.0028	0.0001	0.0027
C-63626-1A	Fresno	Wood-burning firebox	Certified Wood Insert	2.6		Non-Catalytic	TRUE	5/3/2018	5/23/2018	22.7	5.2	7%	68%	0.299465	24%	59%	0.0013	0.0000	0.0012
C-63628-1A	San Joaquin	San Joaquin	Gas Insert				TRUE	5/8/2018	6/5/2018	14.5785	0	68%	68%	2.1	61%	38%	0.0143	0.0000	0.0143
C-63629-1A	Stanislaus	Non-Certified Pellet Insert	Certified Pellet Insert	1.3		Non-Catalytic	FALSE	7/13/2018	8/9/2018	2.9	2.6	68%	68%	2.1	100%	0%	0.0047	0.0042	0.0005
C-63630-1A	San Joaquin	Open Hearth Fireplace	Gas Fireplace				FALSE	4/18/2018	8/22/2018	22.7	0	7%	68%	0.299465	100%	0%	0.0052	0.0000	0.0052
C-63684-1A	Stanislaus	Non-Certified Wood Insert	Certified Wood Insert	1.1		68 Non-Catalytic	TRUE	5/25/2018	1/22/2019	29.5	2.2	54%	68%	2.1	54%	44%	0.0258	0.0017	0.0241
C-63685-1A	Tulare	Wood-Burning Firebox	Gas Insert				TRUE	7/5/2018	10/3/2018	22.7	0	7%	68%	0.299465	53%	43%	0.0028	0.0000	0.0028
C-63707-1A	Fresno	Freestanding Non-Certified Wood Stove	Gas Insert				TRUE	4/28/2018	5/9/2018	29.5	0	54%	68%	2.09	24%	59%	0.0115	0.0000	0.0115
C-63709-1A	Tulare	Open Hearth Fireplace	Gas Insert				TRUE	5/8/2018	6/5/2018	22.7	0	7%	68%	0.299465	53%	43%	0.0028	0.0000	0.0028
C-63713-1A	San Joaquin	Open Hearth Fireplace	Gas Insert				FALSE	6/8/2018	7/25/2018	22.7	0	7%	68%	0.299465	100%	0%	0.0052	0.0000	0.0052
C-63714-1A	Madera	Freestanding Non-Certified Wood Stove	Freestanding Certified Wood Stove	2.6		Non-Catalytic	FALSE	11/16/2018	1/24/2019	29.5	5.2	54%	68%	2.61	100%	0%	0.0593	0.0083	0.0510
C-63767-1A	Stanislaus	Open Hearth Fireplace	Gas Insert				TRUE	6/27/2018	8/22/2018	22.7	0	7%	68%	0.299465	54%	44%	0.0028	0.0000	0.0028
C-63769-1A	Kern	Non-Certified Wood Insert	Gas Insert				TRUE	5/11/2018	10/16/2019	29.5	0	54%	68%	2.1	31%	51%	0.0147	0.0000	0.0147
C-63771-1A	Madera	Freestanding Non-Certified Wood Stove	Freestanding Certified Wood Stove	3.2		74 Non-Catalytic	TRUE	7/20/2018	10/3/2018	29.5	6.4	54%	74%	2.61	33%	57%	0.0198	0.0039	0.0159
C-63775-1A	Fresno	Wood-burning firebox	Gas Insert				TRUE	4/28/2018	5/22/2018	22.7	0	7%	68%	0.299465	24%	59%	0.0013	0.0000	0.0013
C-63777-1A	Fresno	Open Hearth Fireplace	Gas Insert				FALSE	5/7/2018	6/20/2018	22.7	0	7%	68%	0.299465	100%	0%	0.0052	0.0000	0.0052
C-63778-1A	Merced	Wood-burning firebox	Gas Insert				TRUE	5/3/2018	6/4/2018	22.7	0	7%	68%	0.299465	68%	32%	0.0035	0.0000	0.0035
C-63780-1A	Fresno	Wood-Burning Firebox	Certified Wood Insert	4.4		Non-Catalytic	TRUE	5/3/2018	7/25/2018	22.7	8.8	7%	68%	0.299465	24%	59%	0.0013	0.0001	0.0012
C-63782-1A	Tulare	Freestanding Non-Certified Wood Stove	Gas Insert				TRUE	5/7/2018	6/5/2018	29.5	0	54%	68%	2.4	53%	43%	0.0291	0.0000	0.0291
C-63784-1A	Tulare	Certified Wood Insert	Gas Insert				TRUE	5/10/2018	6/4/2018	14.5785	0	68%	68%	2.1	53%	43%	0.0126	0.0000	0.0126
C-63786-1A	Fresno	Open Hearth Fireplace	Gas Insert				TRUE	6/20/2018	7/13/2018	22.7	0	7%	68%	0.299465	24%	59%	0.0013	0.0000	0.0013
C-63787-1A	San Joaquin	Open Hearth Fireplace	Gas Insert				TRUE	4/27/2018	5/23/2018	22.7	0	7%	68%	0.299465	61%	38%	0.0032	0.0000	0.0032
C-63788-1A	Kern	Wood-burning firebox	Gas Fireplace				TRUE	5/11/2018	5/23/2018	22.7	0	7%	68%	0.299465	31%	51%	0.0016	0.0000	0.0016
C-63806-1A	Stanislaus	Non-Certified Wood Insert	Certified Wood Insert	1.9		Non-Catalytic	FALSE	5/4/2018	6/20/2018	29.5	3.8	54%	68%	2.1	100%	0%	0.0477	0.0049	0.0428
C-63807-1A	Fresno	Open Hearth Fireplace	Certified Pellet Insert	1		Non-Catalytic	FALSE	5/10/2018	6/20/2018	22.7	2	7%	68%	0.299465	100%	0%	0.0052	0.0000	0.0052
C-63859-1A	Fresno	Open Hearth Fireplace	Certified Wood Insert	3.8		Non-Catalytic	FALSE	5/14/2018	6/5/2018	22.7	7.6	7%	68%	0.299465	100%	0%	0.0052	0.0002	0.0051
C-63862-1A	Stanislaus	Open Hearth Fireplace	Gas Insert				TRUE	6/21/2018	7/25/2018	22.7	0	7%	68%	0.299465	54%	44%	0.0028	0.0000	0.0028
C-63864-1A	San Joaquin	Open Hearth Fireplace	Gas Insert				FALSE	5/30/2018	7/25/2018	22.7	0	7%	68%	0.299465	100%	0%	0.0052	0.0000	0.0052
C-63865-1A	Kern	Open Hearth Fireplace	Gas Insert				TRUE	10/12/2018	12/5/2018	22.7	0	7%	68%	0.299465	31%	51%	0.0016	0.0000	0.0016
C-63866-1A	Merced	Wood-Burning Firebox	Gas Fireplace				FALSE	6/14/2018	8/22/2018	22.7	0	7%	68%	0.299465	100%	0%	0.0052	0.0000	0.0052
C-63868-1A	Fresno	Open Hearth Fireplace	Gas Insert				TRUE	6/30/2018	8/9/2018	22.7	0	7%	68%	0.299465	24%	59%	0.0013	0.0000	0.0013
C-63885-1A	Kern	Wood-burning firebox	Gas Fireplace				TRUE	5/25/2018	6/20/2018	22.7	0	7%	68%	0.299465	31%	51%	0.0016	0.0000	0.0016
C-63887-1A	San Joaquin	Open Hearth Fireplace	Certified Pellet Insert	1.3		Non-Catalytic	FALSE	6/7/2018	10/31/2018	22.7	2.6	7%	68%	0.299465	100%	0%	0.0052	0.0001	0.0052
C-63888-1A	San Joaquin	Wood-Burning Firebox	Certified Wood Insert	4.1		Non-Catalytic	TRUE	7/16/2018	9/5/2018	22.7	8.2	7%	68%	0.299465	61%	38%	0.0032	0.0001	0.0031
C-63931-1A	San Joaquin	Open Hearth Fireplace	Gas Insert				FALSE	8/23/2018	10/31/2018	22.7	0	7%	68%	0.299465	100%	0%	0.0052	0.0000	0.0052
C-63937-1A	Fresno	Wood-Burning Firebox	Certified Wood Insert	4.1		Non-Catalytic	TRUE	10/1/2018	11/29/2018	22.7	8.2	7%	68%	0.299465	24%	59%	0.0013	0.0001	0.0012
C-63938-1A	Madera	Freestanding Non-Certified Wood Stove	Freestanding Certified Wood Stove	3.4		72 Non-Catalytic	TRUE	9/28/2018	10/24/2018	29.5	6.8	54%	72%	2.61	33%	57%	0.0198	0.0042	0.0155
C-63940-1A	Kern	Open Hearth Fireplace	Gas Insert				TRUE	10/17/2018	11/29/2018	22.7	0	7%	68%	0.299465	31%	51%	0.0016	0.0000	0.0016
C-63941-1A	Kern	Open Hearth Fireplace	Gas Insert				FALSE	11/26/2018	1/24/2019	22.7	0	7%	68%	0.299465	100%	0%	0.0052	0.0000	0.0052
C-63943-1A	Stanislaus	Open Hearth Fireplace	Certified Wood Insert	4.5		75 Non-Catalytic	TRUE	5/4/2018	5/23/2018	22.7	9	7%	75%	0.299465	54%	44%	0.0028	0.0001	0.0027
C-63985-1A	San Joaquin	Open Hearth Fireplace	Gas Insert				FALSE	7/3/2018	8/14/2018	22.7	0	7%	68%	0.299465	100%	0%	0.0052	0.0000	0.0052
C-63986-1A	Fresno	Wood-burning firebox	Gas Insert				TRUE	5/19/2018	5/29/2018	22.7	0	7%	68%	0.299465	24%	59%	0.0013	0.0000	0.0013
C-63988-1A	Fresno	Wood-burning firebox	Gas Insert				TRUE	5/7/2018	6/4/2018	22.7	0	7%	68%	0.299465	24%	59%	0.0013	0.0000	0.0013
C-64020-1A	Stanislaus	Open Hearth Fireplace	Gas Insert				TRUE	5/7/2018	5/23/2018	22.7	0	7%	68%	0.299465	54%	44%	0.0028	0.0000	0.0028
C-64028-1A	Kern	Open Hearth Fireplace	Gas Fireplace				TRUE	5/15/2018	6/20/2018	22.7	0	7%	68%	0.299465	31%	51%	0.0016	0.0000	0.0016
C-64029-1A	Stanislaus	Open Hearth Fireplace	Certified Wood Insert	4.4		Non-Catalytic	TRUE	5/22/2018	6/20/2018	22.7	8.8	7%	68%	0.299465	54%	44%	0.0028	0.0001	0.0027
C-64030-1A	San Joaquin	Open Hearth Fireplace	Gas Insert				TRUE	6/12/2018	6/20/2018	22.7	0	7%	68%	0.299465	61%	38%	0.0032	0.0000	0.0032
C-64031-1A	Merced	Freestanding Non-Certified Wood Stove	Gas Insert				TRUE	7/10/2018	12/5/2018	29.5	0	54%	68%	2.67	68%	32%	0.0409	0.0000	0.0409
C-64058-1A	San Joaquin	Non-Certified Wood Insert	Gas Insert				FALSE	6/26/2018	9/5/2018	29.5	0	54%	68%	2.1	100%	0%	0.0477	0.0000	0.0477
C-64060-1A	Stanislaus	Certified Wood Insert	Gas Insert				TRUE	8/28/2018	10/3/2018	14.5785	0	68%	68%	2.1	54%	44%	0.0128	0.0000	0.0128
C-64068-1A	Fresno	Open Hearth Fireplace	Gas Fireplace				TRUE	7/18/2018	9/5/2018	22.7	0	7%	68%	0.299465	24%	59%	0.0013	0.0000	0.0013
C-64069-1A	Tulare	Non-Certified Wood Insert	Freestanding Certified Wood Stove	3.8		68 Non-Catalytic	TRUE	6/3/2018	8/22/2018	29.5	7.6	54%	68%	2.1	53%	43%	0.0254	0.0058	0.0196
C-64070-1A	Madera	Non-Certified Wood Insert	Certified Wood Insert	1.9		78 Catalytic	FALSE	6/6/2018	8/22/2018	29.5	3.8	54%	78%	2.1	100%	0%	0.0477	0.0043	0.0434
C-64071-1A	Tulare	Open Hearth Fireplace	Gas Insert																

SAN JOAQUIN VALLEY UNIFIED AIR POLLUTION CONTROL DISTRICT

2021 Annual Demonstration Report

August 31, 2022

Contract#	County	OldDeviceType	NewDeviceType	EmissionRating	OverallEfficiency	DeviceSubtype	PipedNatGa	InstallDate	ClaimDate	Emission Factor		Efficiency		FuelUse	Non-Curtailment %		Emissions (tpy PM2.5)		
										EF_Old	EF_New	Eff_Old	Eff_New		B_all	B_reg	Before	After	Reduction
C-64307-1A	San Joaquin	Open Hearth Fireplace	Certified Wood Insert	4.1		Non-Catalytic	TRUE	10/19/2018	12/20/2018	22.7	8.2	7%	68%	0.299465	61%	38%	0.0032	0.0001	0.0031
C-64308-1A	Madera	Open Hearth Fireplace	Certified Wood Insert	3.6		Non-Catalytic	TRUE	8/16/2018	10/3/2018	22.7	7.2	7%	68%	0.299465	33%	57%	0.0017	0.0001	0.0017
C-64310-1A	Fresno	Open Hearth Fireplace	Certified Pellet Insert	1.1		Non-Catalytic	TRUE	5/31/2018	6/20/2018	22.7	2.2	7%	68%	0.299465	24%	59%	0.0013	0.0000	0.0012
C-64391-1A	Tulare	Open Hearth Fireplace	Gas Insert				TRUE	6/10/2018	6/20/2018	22.7	0	7%	68%	0.299465	53%	43%	0.0028	0.0000	0.0028
C-64460-1A	Tulare	Freestanding Non-Certified Wood Stove	Freestanding Certified Wood Stove	3.1		Non-Catalytic	TRUE	5/25/2018	7/25/2018	29.5	6.2	54%	68%	2.4	53%	43%	0.0291	0.0054	0.0237
C-64461-1A	Fresno	Open Hearth Fireplace	Gas Insert				TRUE	5/26/2018	6/20/2018	22.7	0	7%	68%	0.299465	24%	59%	0.0013	0.0000	0.0013
C-64464-1A	Fresno	Open Hearth Fireplace	Certified Wood Insert	4.4		Non-Catalytic	TRUE	5/31/2018	7/13/2018	22.7	8.8	7%	68%	0.299465	24%	59%	0.0013	0.0001	0.0012
C-64468-1A	Stanislaus	Freestanding Non-Certified Wood Stove	Gas Fireplace				FALSE	5/24/2018	6/20/2018	29.5	0	54%	68%	1.55	100%	0%	0.0352	0.0000	0.0352
C-64471-1A	Stanislaus	Open Hearth Fireplace	Gas Insert				TRUE	6/22/2018	7/25/2018	22.7	0	7%	68%	0.299465	54%	44%	0.0028	0.0000	0.0028
C-64473-1A	Fresno	Wood-burning firebox	Gas Insert				TRUE	6/6/2018	6/20/2018	22.7	0	7%	68%	0.299465	24%	59%	0.0013	0.0000	0.0013
C-64483-1A	Fresno	Open Hearth Fireplace	Gas Insert				FALSE	6/4/2018	6/20/2018	22.7	0	7%	68%	0.299465	100%	0%	0.0052	0.0000	0.0052
C-64527-1-A1	Fresno	Open Hearth Fireplace	Certified Wood Insert	2.6		Non-Catalytic	TRUE	8/3/2018	8/22/2018	22.7	5.2	7%	68%	0.299465	24%	59%	0.0013	0.0000	0.0012
C-64528-1A	Tulare	Open Hearth Fireplace	Certified Wood Insert	2.6		Non-Catalytic	FALSE	6/6/2018	6/20/2018	22.7	5.2	7%	68%	0.299465	100%	0%	0.0052	0.0001	0.0051
C-64529-1A	Tulare	Open Hearth Fireplace	Certified Wood Insert	2.6		Non-Catalytic	FALSE	6/6/2018	6/20/2018	22.7	5.2	7%	68%	0.299465	100%	0%	0.0052	0.0001	0.0051
C-64531-1A	Kings	Open Hearth Fireplace	Certified Wood Insert	2.6		Non-Catalytic	FALSE	6/12/2018	6/20/2018	22.7	5.2	7%	68%	0.299465	100%	0%	0.0052	0.0001	0.0051
C-64533-1A	Stanislaus	Non-Certified Wood Insert	Certified Pellet Insert	1.8		Non-Catalytic	FALSE	7/25/2018	8/22/2018	29.5	3.6	54%	68%	2.1	100%	0%	0.0477	0.0046	0.0431
C-64534-1A	Fresno	Open Hearth Fireplace	Gas Insert				FALSE	6/23/2018	8/22/2018	22.7	0	7%	68%	0.299465	100%	0%	0.0052	0.0000	0.0052
C-64537-1A	Fresno	Freestanding Non-Certified Wood Stove	Gas Insert				TRUE	6/14/2018	6/20/2018	29.5	0	54%	68%	2.09	24%	59%	0.0115	0.0000	0.0115
C-64538-1A	Tulare	Freestanding Non-Certified Wood Stove	Freestanding Certified Wood Stove	4.2		Non-Catalytic	TRUE	6/20/2018	7/12/2018	29.5	8.4	54%	68%	2.4	53%	43%	0.0291	0.0073	0.0218
C-64569-1A	Fresno	Non-Certified Wood Insert	Certified Wood Insert	2.6		Non-Catalytic	FALSE	6/7/2018	6/20/2018	29.5	5.2	54%	68%	2.1	100%	0%	0.0477	0.0067	0.0410
C-64570-1A	Fresno	Wood-burning firebox	Gas Insert				TRUE	6/5/2018	6/20/2018	22.7	0	7%	68%	0.299465	24%	59%	0.0013	0.0000	0.0013
C-64571-1A	Fresno	Wood-Burning Firebox	Gas Insert				FALSE	6/24/2018	8/9/2018	22.7	0	7%	68%	0.299465	100%	0%	0.0052	0.0000	0.0052
C-64587-1A	Fresno	Wood-Burning Firebox	Certified Wood Insert	2.6		Non-Catalytic	TRUE	6/22/2018	8/9/2018	22.7	5.2	7%	68%	0.299465	24%	59%	0.0013	0.0000	0.0012
C-64588-1A	Kern	Non-Certified Wood Insert	Gas Insert				FALSE	10/18/2018	1/8/2019	29.5	0	54%	68%	2.1	100%	0%	0.0477	0.0000	0.0477
C-64629-1A	Stanislaus	Wood-Burning Firebox	Gas Insert				TRUE	12/19/2018	3/26/2019	22.7	0	7%	68%	0.299465	54%	44%	0.0028	0.0000	0.0028
C-64653-1A	Kern	Wood-burning firebox	Gas Insert				TRUE	6/4/2018	6/20/2018	22.7	0	7%	68%	0.299465	31%	51%	0.0016	0.0000	0.0016
C-64654-1A	Kern	Wood-Burning Firebox	Gas Insert				TRUE	6/7/2018	8/22/2018	22.7	0	7%	68%	0.299465	31%	51%	0.0016	0.0000	0.0016
C-64665-1A	San Joaquin	Non-Certified Wood Insert	Gas Fireplace				TRUE	6/28/2018	8/29/2018	29.5	0	54%	68%	2.1	61%	38%	0.0290	0.0000	0.0290
C-64666-1A	San Joaquin	Open Hearth Fireplace	Gas Insert				TRUE	2/21/2019	5/2/2019	22.7	0	7%	68%	0.299465	61%	38%	0.0032	0.0000	0.0032
C-64668-1A	Kern	Non-Certified Wood Insert	Gas Insert				FALSE	6/12/2018	8/22/2018	29.5	0	54%	68%	2.1	100%	0%	0.0477	0.0000	0.0477
C-64681-1A	Fresno	Open Hearth Fireplace	Certified Wood Insert	2.6		Non-Catalytic	FALSE	6/20/2018	7/13/2018	22.7	5.2	7%	68%	0.299465	100%	0%	0.0052	0.0001	0.0051
C-64703-1A	San Joaquin	Open Hearth Fireplace	Gas Insert				TRUE	6/9/2018	9/5/2018	22.7	0	7%	68%	0.299465	61%	38%	0.0032	0.0000	0.0032
C-64716-1A	San Joaquin	Wood-Burning Firebox	Gas Fireplace				TRUE	6/5/2018	8/22/2018	22.7	0	7%	68%	0.299465	61%	38%	0.0032	0.0000	0.0032
C-64718-1A	Fresno	Open Hearth Fireplace	Certified Wood Insert	2.6		Non-Catalytic	FALSE	6/8/2018	6/20/2018	22.7	5.2	7%	68%	0.299465	100%	0%	0.0052	0.0001	0.0051
C-64719-1A	Fresno	Open Hearth Fireplace	Certified Wood Insert	2.6		Non-Catalytic	FALSE	6/28/2018	8/9/2018	22.7	5.2	7%	68%	0.299465	100%	0%	0.0052	0.0001	0.0051
C-64720-1A	Kern	Wood-Burning Firebox	Gas Fireplace				TRUE	6/29/2018	8/22/2018	22.7	0	7%	68%	0.299465	31%	51%	0.0016	0.0000	0.0016
C-64722-1A	San Joaquin	Wood-Burning Firebox	Gas Fireplace				TRUE	6/30/2018	9/5/2018	22.7	0	7%	68%	0.299465	61%	38%	0.0032	0.0000	0.0032
C-64724-1A	San Joaquin	Freestanding Non-Certified Wood Stove	Gas Insert				TRUE	6/14/2018	7/25/2018	29.5	0	54%	68%	1.15	61%	38%	0.0159	0.0000	0.0159
C-64725-1A	Tulare	Freestanding Non-Certified Wood Stove	Freestanding Certified Wood Stove	3.8		68 Non-Catalytic	FALSE	9/10/2018	12/4/2018	29.5	7.6	54%	68%	2.4	100%	0%	0.0545	0.0112	0.0434
C-64760-1A	Tulare	Open Hearth Fireplace	Gas Insert				TRUE	6/25/2018	8/22/2018	22.7	0	7%	68%	0.299465	53%	43%	0.0028	0.0000	0.0028
C-64761-1A	Fresno	Wood-burning firebox	Gas Insert				TRUE	6/11/2018	7/25/2018	22.7	0	7%	68%	0.299465	24%	59%	0.0013	0.0000	0.0013
C-64791-1A	Fresno	Open Hearth Fireplace	Certified Wood Insert	2.6		Non-Catalytic	TRUE	7/20/2018	8/9/2018	22.7	5.2	7%	68%	0.299465	24%	59%	0.0013	0.0000	0.0012
C-64792-1A	San Joaquin	Wood-Burning Firebox	Gas Fireplace				TRUE	6/11/2018	8/22/2018	22.7	0	7%	68%	0.299465	61%	38%	0.0032	0.0000	0.0032
C-64793-1A	Fresno	Open Hearth Fireplace	Certified Wood Insert	2.6		Non-Catalytic	TRUE	7/23/2018	8/9/2018	22.7	5.2	7%	68%	0.299465	24%	59%	0.0013	0.0000	0.0012
C-64797-1A	Fresno	Open Hearth Fireplace	Gas Insert				FALSE	6/28/2018	8/9/2018	22.7	0	7%	68%	0.299465	100%	0%	0.0052	0.0000	0.0052
C-64798-1A	Fresno	Wood-Burning Firebox	Certified Wood Insert	2.6		Non-Catalytic	FALSE	11/16/2018	1/8/2019	22.7	5.2	7%	68%	0.299465	100%	0%	0.0052	0.0001	0.0051
C-64799-1A	Fresno	Open Hearth Fireplace	Certified Wood Insert	2.6		Non-Catalytic	FALSE	6/26/2018	8/9/2018	22.7	5.2	7%	68%	0.299465	100%	0%	0.0052	0.0001	0.0051
C-64801-1A	Fresno	Open Hearth Fireplace	Gas Insert				TRUE	10/11/2018	12/4/2018	22.7	0	7%	68%	0.299465	24%	59%	0.0013	0.0000	0.0013
C-64833-1A	Stanislaus	Open Hearth Fireplace	Gas Fireplace				TRUE	7/13/2018	6/4/2019	22.7	0	7%	68%	0.299465	54%	44%	0.0028	0.0000	0.0028
C-64849-1A	Merced	Wood-Burning Firebox	Gas Insert				FALSE	9/25/2018	10/31/2018	22.7	0	7%	68%	0.299465	100%	0%	0.0052	0.0000	0.0052
C-64850-1A	Fresno	Open Hearth Fireplace	Certified Wood Insert	2.6		Non-Catalytic	FALSE	7/5/2018	8/14/2018	22.7	5.2	7%	68%	0.299465	100%	0%	0.0052	0.0001	0.0051
C-64874-1A	Fresno	Wood-Burning Firebox	Gas Fireplace				TRUE	8/15/2018	10/3/2018	22.7	0	7%	68%	0.299465	24%	59%	0.0013	0.0000	0.0013
C-64911-1A	San Joaquin	Non-Certified Pellet Insert	Certified Pellet Insert	1.1		Non-Catalytic	TRUE	8/21/2018	10/24/2018	2.9	2.2	68%	68%	2.1	61%	38%	0.0029	0.0024	0.0005
C-64912-1A	Tulare	Freestanding Non-Certified Wood Stove	Freestanding Certified Wood Stove	3.8		68 Non-Catalytic	FALSE	10/2/2018	10/30/2018	29.5	7.6	54%	68%	2.4	100%	0%	0.0545	0.0112	0.0434
C-64913-1A	Merced	Certified Wood Insert	Gas Insert				FALSE	6/23/2018	7/13/2018	14.5785	0	68%	68%	2.1	100%	0%	0.0236	0.0000	0.0236
C-64963-1A	Fresno	Open Hearth Fireplace	Gas Insert				TRUE	7/27/2018	9/5/2018	22.7	0	7%	68%	0.299465	24%	59%	0.0013	0.0000	0.0013
C-64964-1A	Stanislaus	Open Hearth Fireplace	Gas Insert				TRUE	6/19/2018	7/25/2018	22.7	0	7%	68%	0.299465	54%	44%	0.0028	0.0000	0.0028
C-64985-1A	Fresno	Open Hearth Fireplace	Certified Wood Insert	2.6		Non-Catalytic	TRUE	7/20/2018	8/9/2018	22.7	5.2	7%	68%	0.299465	24%	59%	0.0013	0.0000	0.0012
C-65021-1A	Fresno	Wood-Burning Firebox	Gas Insert				TRUE	7/19/2018	9/5/2018	22.7	0	7%	68%	0.299465	24%	59%	0.0013	0.0000	0.0013
C-65022-1A	Fresno	Wood-Burning Firebox	Gas Insert				TRUE	8/8/2018	10/3/2018	22.7	0	7%	68%	0.299465	24%	59%	0.0013	0.0000	0.0013
C-65026-1A	Tulare	Open Hearth Fireplace	Certified Wood Insert	2.6		Non-Catalytic	TRUE	6/22/2018	8/9/2018	22.7	5.2	7%	68%	0.299465	53%	43%	0.0028	0.0001	0.0027
C-65027-1A	Stanislaus	Open Hearth Fireplace	Certified Wood Insert	3.6		Non-Catalytic	TRUE	6/21/2018	8/29/2018	22.7	7.2	7%	68%	0.299465	54%	44%	0.0028	0.0001	0.0027
C-65028-1A	Stanislaus	Wood-Burning Firebox	Gas Fireplace				TRUE	6/21/2018	8/29/2018	22.7	0	7%	68%	0.299465	54%	44%	0.0028	0.0000	0.0028
C-65029-1A	Kern	Non-Certified Wood Insert	Gas Insert				TRUE	7/14/2018	9/5/2018	29.5	0	54%	68%	2.1	31%	51%	0.0147	0.0000	0.0147
C-65075-1A	Fresno	Open Hearth Fireplace	Gas Insert				TRUE	7/6/2018	8/29/2018	22.7	0	7%	68%	0.299465	24%	59%	0.0013	0.0000	0.0013
C-65076-1A	Madera	Freestanding Non-Certified Wood Stove	Freestanding Certified Wood Stove	4.5		75 Non-Catalytic	TRUE	8/8/2018	10/3/2018	29.5	9	54%	75%	2.61	33%				

SAN JOAQUIN VALLY UNIFIED AIR POLLUTION CONTROL DISTRICT

2021 Annual Demonstration Report

August 31, 2022

Contract#	County	OldDeviceType	NewDeviceType	EmissionRating	OverallEfficiency	DeviceSubtype	PipedNatG	InstallDate	ClaimDate	Emission Factor		Efficiency		FuelUse	Non-Curtailment %		Emissions (tpy PM2.5)		
										EF_Old	EF_New	Eff_Old	Eff_New		B_all	B_reg	Before	After	Reduction
C-65271-1-A1	Fresno	Non-Certified Wood Insert	Certified Wood Insert	3.5		Non-Catalytic	TRUE	8/14/2018	10/3/2018	29.5	7	54%	68%	2.1	24%	59%	0.0115	0.0029	0.0086
C-65272-1-A1	Madera	Non-Certified Wood Insert	Gas Insert				TRUE	10/10/2018	1/24/2019	29.5	0	54%	68%	2.1	33%	57%	0.0159	0.0000	0.0159
C-65291-1-A1	Fresno	Non-Certified Wood Insert	Certified Wood Insert	3.2		Non-Catalytic	FALSE	12/6/2018	3/22/2019	29.5	6.4	54%	68%	2.1	100%	0%	0.0477	0.0082	0.0395
C-65292-1-A1	Fresno	Non-Certified Wood Insert	Certified Wood Insert	2.6		Non-Catalytic	TRUE	7/25/2018	8/9/2018	29.5	5.2	54%	68%	2.1	24%	59%	0.0115	0.0022	0.0094
C-65313-1-A1	Fresno	Non-Certified Pellet Insert	Gas Fireplace				TRUE	7/23/2018	10/4/2018	2.9	0	68%	68%	2.1	24%	59%	0.0011	0.0000	0.0011
C-65314-1-A1	Tulare	Open Hearth Fireplace	Certified Wood Insert	2.6		Non-Catalytic	FALSE	9/21/2018	10/24/2018	22.7	5.2	7%	68%	0.299465	100%	0%	0.0052	0.0001	0.0051
C-65319-1-A1	Tulare	Open Hearth Fireplace	Gas Insert				TRUE	3/22/2019	7/26/2019	22.7	0	7%	68%	0.299465	53%	43%	0.0028	0.0000	0.0028
C-65351-1-A1	San Joaquin	Wood-Burning Firebox	Gas Fireplace				TRUE	7/26/2018	10/30/2018	22.7	0	7%	68%	0.299465	61%	38%	0.0032	0.0000	0.0032
C-65356-1-A1	San Joaquin	Wood-Burning Firebox	Gas Insert				FALSE	7/28/2018	10/24/2018	22.7	0	7%	68%	0.299465	100%	0%	0.0052	0.0000	0.0052
C-65359-1-A1	Madera	Open Hearth Fireplace	Certified Wood Insert	4.1		Non-Catalytic	FALSE	7/27/2018	10/3/2018	22.7	8.2	7%	68%	0.299465	100%	0%	0.0052	0.0002	0.0050
C-65360-1-A1	Fresno	Open Hearth Fireplace	Gas Insert				TRUE	8/8/2018	10/3/2018	22.7	0	7%	68%	0.299465	24%	59%	0.0013	0.0000	0.0013
C-65361-1-A1	San Joaquin	Non-Certified Pellet Insert	Gas Insert				TRUE	8/24/2018	10/30/2018	2.9	0	68%	68%	2.1	61%	38%	0.0029	0.0000	0.0029
C-65364-1-A1	Fresno	Open Hearth Fireplace	Gas Insert				TRUE	11/20/2018	12/18/2018	22.7	0	7%	68%	0.299465	24%	59%	0.0013	0.0000	0.0013
C-65384-1-A1	Tulare	Freestanding Non-Certified Wood Stove	Freestanding Certified Wood Stove	3.1		Non-Catalytic	FALSE	8/6/2018	9/12/2018	29.5	6.2	54%	68%	2.4	100%	0%	0.0545	0.0091	0.0454
C-65387-1-A1	Fresno	Open Hearth Fireplace	Certified Wood Insert	2.6		Non-Catalytic	FALSE	8/25/2018	9/12/2018	22.7	5.2	7%	68%	0.299465	100%	0%	0.0052	0.0001	0.0051
G-100018-A1	Stanislaus	Open Hearth Fireplace	Gas Insert				TRUE	10/22/2020	11/24/2020	22.7	0	7%	68%	0.299465	54%	44%	0.0028	0.0000	0.0028
G-100021-A1	Fresno	Wood-Burning Firebox	Gas Insert				TRUE	11/5/2020	12/9/2020	22.7	0	7%	68%	0.299465	24%	59%	0.0013	0.0000	0.0013
G-100023-A1	Tulare	Non-Certified Wood Insert	Gas Insert				TRUE	10/16/2020	10/28/2020	29.5	0	54%	68%	2.1	53%	43%	0.0254	0.0000	0.0254
G-100029-A1	Fresno	Non-Certified Wood Insert	Certified Pellet Insert	1.5		65 Non-Catalytic	FALSE	12/4/2020	12/17/2020	29.5	3	54%	65%	2.1	100%	0%	0.0477	0.0040	0.0437
G-100032-A1	Fresno	Wood-Burning Firebox	Gas Insert				TRUE	10/3/2020	10/28/2020	22.7	0	7%	68%	0.299465	24%	59%	0.0013	0.0000	0.0013
G-100052-A1	Fresno	Open Hearth Fireplace	Gas Insert				TRUE	10/6/2020	10/21/2020	22.7	0	7%	68%	0.299465	24%	59%	0.0013	0.0000	0.0013
G-100054-A1	Fresno	Open Hearth Fireplace	Gas Insert				TRUE	8/24/2021	9/22/2021	22.7	0	7%	68%	0.299465	24%	59%	0.0013	0.0000	0.0013
G-100056-A1	Fresno	Non-Certified Wood Insert	Gas Insert				TRUE	11/21/2020	12/8/2020	29.5	0	54%	68%	2.1	24%	59%	0.0115	0.0000	0.0115
G-100057-A1	Fresno	Wood-Burning Firebox	Gas Insert				TRUE	11/10/2020	11/23/2020	22.7	0	7%	68%	0.299465	24%	59%	0.0013	0.0000	0.0013
G-100064-A1	Stanislaus	Wood-Burning Firebox	Gas Fireplace				TRUE	11/2/2020	1/22/2021	22.7	0	7%	68%	0.299465	54%	44%	0.0028	0.0000	0.0028
G-100066-A1	Fresno	Wood-Burning Firebox	Gas Insert				TRUE	10/27/2020	11/19/2020	22.7	0	7%	68%	0.299465	24%	59%	0.0013	0.0000	0.0013
G-100085-A1	Stanislaus	Non-Certified Wood Insert	Gas Insert				TRUE	9/30/2020	11/17/2020	29.5	0	54%	68%	2.1	54%	44%	0.0258	0.0000	0.0258
G-100087-A1	Tulare	Non-Certified Wood Insert	Gas Insert				TRUE	10/13/2020	10/28/2020	29.5	0	54%	68%	2.1	53%	43%	0.0254	0.0000	0.0254
G-100093-A1	Fresno	Open Hearth Fireplace	Gas Insert				TRUE	10/27/2020	11/17/2020	22.7	0	7%	68%	0.299465	24%	59%	0.0013	0.0000	0.0013
G-100094-A1	Merced	Open Hearth Fireplace	Gas Insert				TRUE	9/29/2020	10/22/2020	22.7	0	7%	68%	0.299465	68%	32%	0.0035	0.0000	0.0035
G-100097-A1	Fresno	Wood-Burning Firebox	Gas Insert				TRUE	10/20/2021	11/5/2021	22.7	0	7%	68%	0.299465	24%	59%	0.0013	0.0000	0.0013
G-100099-A1	Tulare	Open Hearth Fireplace	Gas Insert				TRUE	9/24/2020	10/20/2020	22.7	0	7%	68%	0.299465	53%	43%	0.0028	0.0000	0.0028
G-100100-A1	San Joaquin	Open Hearth Fireplace	Gas Insert				TRUE	12/7/2020	1/6/2021	22.7	0	7%	68%	0.299465	61%	38%	0.0032	0.0000	0.0032
G-100110-A1	Kern	Wood-Burning Firebox	Gas Fireplace				TRUE	10/22/2020	2/2/2021	22.7	0	7%	68%	0.299465	31%	51%	0.0016	0.0000	0.0016
G-100121-A1	Madera	Open Hearth Fireplace	Certified Wood Insert	1.9		78 Hybrid	FALSE	10/21/2020	12/15/2020	22.7	3.8	7%	78%	0.299465	100%	0%	0.0052	0.0001	0.0052
G-100123-A1	Fresno	Wood-Burning Firebox	Gas Insert				TRUE	10/16/2020	11/23/2020	22.7	0	7%	68%	0.299465	24%	59%	0.0013	0.0000	0.0013
G-100124-A1	Fresno	Wood-Burning Firebox	Gas Insert				TRUE	11/13/2020	12/9/2020	22.7	0	7%	68%	0.299465	24%	59%	0.0013	0.0000	0.0013
G-100129-A1	San Joaquin	Open Hearth Fireplace	Gas Insert				FALSE	3/4/2021	3/17/2021	22.7	0	7%	68%	0.299465	100%	0%	0.0052	0.0000	0.0052
G-100134-A1	Kern	Open Hearth Fireplace	Gas Insert				TRUE	9/28/2020	10/27/2020	22.7	0	7%	68%	0.299465	31%	51%	0.0016	0.0000	0.0016
G-100135-A1	Fresno	Non-Certified Wood Insert	Gas Insert				TRUE	10/1/2020	10/21/2020	29.5	0	54%	68%	2.1	24%	59%	0.0115	0.0000	0.0115
G-100141-A1	Madera	Non-Certified Wood Insert	Certified Wood Insert	2.3		72 Non-Catalytic	FALSE	9/24/2020	10/28/2020	29.5	4.6	54%	72%	2.1	100%	0%	0.0477	0.0056	0.0421
G-100144-A1	Fresno	Open Hearth Fireplace	Gas Insert				TRUE	12/2/2021	12/29/2021	22.7	0	7%	68%	0.299465	24%	59%	0.0013	0.0000	0.0013
G-100150-A1	Fresno	Open Hearth Fireplace	Gas Fireplace				TRUE	4/29/2021	6/27/2021	22.7	0	7%	68%	0.299465	24%	59%	0.0013	0.0000	0.0013
G-100166-A1	Kern	Open Hearth Fireplace	Gas Insert				TRUE	12/1/2020	12/21/2020	22.7	0	7%	68%	0.299465	31%	51%	0.0016	0.0000	0.0016
G-100167-A1	Tulare	Wood-Burning Firebox	Gas Insert				TRUE	10/2/2020	10/16/2020	22.7	0	7%	68%	0.299465	53%	43%	0.0028	0.0000	0.0028
G-100169-A1	San Joaquin	Open Hearth Fireplace	Gas Insert				TRUE	10/23/2020	11/17/2020	22.7	0	7%	68%	0.299465	61%	38%	0.0032	0.0000	0.0032
G-100171-A1	Stanislaus	Open Hearth Fireplace	Gas Insert				TRUE	10/5/2020	10/28/2020	22.7	0	7%	68%	0.299465	54%	44%	0.0028	0.0000	0.0028
G-100172-A1	Fresno	Non-Certified Wood Insert	Gas Fireplace				TRUE	2/25/2021	3/17/2021	29.5	0	54%	68%	2.1	24%	59%	0.0115	0.0000	0.0115
G-100177-A1	Fresno	Open Hearth Fireplace	Gas Insert				TRUE	10/7/2020	10/21/2020	22.7	0	7%	68%	0.299465	24%	59%	0.0013	0.0000	0.0013
G-100218-A1	Fresno	Open Hearth Fireplace	Gas Insert				TRUE	9/30/2020	10/28/2020	22.7	0	7%	68%	0.299465	24%	59%	0.0013	0.0000	0.0013
G-100219-A1	Fresno	Wood-Burning Firebox	Gas Insert				TRUE	9/24/2020	11/4/2020	22.7	0	7%	68%	0.299465	24%	59%	0.0013	0.0000	0.0013
G-100221-A1	Kern	Wood-Burning Firebox	Gas Insert				TRUE	10/2/2020	10/21/2020	22.7	0	7%	68%	0.299465	31%	51%	0.0016	0.0000	0.0016
G-100230-A1	Fresno	Open Hearth Fireplace	Gas Insert				TRUE	10/30/2020	12/17/2020	22.7	0	7%	68%	0.299465	24%	59%	0.0013	0.0000	0.0013
G-100231-A1	Kern	Open Hearth Fireplace	Gas Insert				TRUE	12/1/2020	12/15/2020	22.7	0	7%	68%	0.299465	31%	51%	0.0016	0.0000	0.0016
G-100236-A1	Fresno	Wood-Burning Firebox	Gas Insert				TRUE	10/26/2020	11/12/2020	22.7	0	7%	68%	0.299465	24%	59%	0.0013	0.0000	0.0013
G-100237-A1	Fresno	Open Hearth Fireplace	Gas Insert				TRUE	10/17/2020	11/2/2020	22.7	0	7%	68%	0.299465	24%	59%	0.0013	0.0000	0.0013
G-100238-A1	Stanislaus	Non-Certified Wood Insert	Gas Insert				TRUE	11/19/2020	12/8/2020	29.5	0	54%	68%	2.1	54%	44%	0.0258	0.0000	0.0258
G-100242-A1	Tulare	Wood-Burning Firebox	Gas Fireplace				TRUE	11/9/2020	12/8/2020	22.7	0	7%	68%	0.299465	53%	43%	0.0028	0.0000	0.0028
G-100245-A1	Kern	Wood-Burning Firebox	Gas Insert				TRUE	12/20/2020	12/15/2020	22.7	0	7%	68%	0.299465	31%	51%	0.0016	0.0000	0.0016
G-100254-A1	Fresno	Wood-Burning Firebox	Gas Insert				TRUE	9/23/2020	12/2/2020										

SAN JOAQUIN VALLEY UNIFIED AIR POLLUTION CONTROL DISTRICT

Contract#	County	OldDeviceType	NewDeviceType	EmissionRating	OverallEfficiency	DeviceSubtype	PipedNatGa	InstallDate	ClaimDate	Emission Factor		Efficiency		FuelUse	Non-Curtailment %		Emissions (tpy PM2.5)		
										EF_Old	EF_New	Eff_Old	Eff_New		B _{all}	B _{reg}	Before	After	Reduction
G-100409-A1	Fresno	Freestanding Non-Certified Wood Stove	Freestanding Certified Wood Stove	1.4		74 Non-Catalytic	FALSE	10/9/2020	11/9/2020	29.5	2.8	54%	74%	2.09	100%	0%	0.0475	0.0033	0.0442
G-100410-A1	Fresno	Wood-Burning Firebox	Gas Insert				TRUE	12/18/2020	12/29/2020	22.7	0	7%	68%	0.299465	24%	59%	0.0013	0.0000	0.0013
G-100411-A1	Tulare	Open Hearth Fireplace	Gas Insert				TRUE	10/21/2020	11/4/2020	22.7	0	7%	68%	0.299465	53%	43%	0.0028	0.0000	0.0028
G-100412-A1	Fresno	Open Hearth Fireplace	Gas Insert				TRUE	10/7/2020	10/21/2020	22.7	0	7%	68%	0.299465	24%	59%	0.0013	0.0000	0.0013
G-100413-A1	Fresno	Wood-Burning Firebox	Gas Insert				TRUE	3/3/2021	3/19/2021	22.7	0	7%	68%	0.299465	24%	59%	0.0013	0.0000	0.0013
G-100414-A1	Madera	Open Hearth Fireplace	Gas Insert				TRUE	10/15/2020	11/4/2020	22.7	0	7%	68%	0.299465	33%	57%	0.0017	0.0000	0.0017
G-100415-A1	Madera	Non-Certified Wood Insert	Gas Insert				FALSE	10/21/2020	12/8/2020	29.5	0	54%	68%	2.1	100%	0%	0.0477	0.0000	0.0477
G-100454-A1	Kern	Open Hearth Fireplace	Gas Insert				TRUE	10/5/2020	10/28/2020	22.7	0	7%	68%	0.299465	31%	51%	0.0016	0.0000	0.0016
G-100477-A1	Fresno	Open Hearth Fireplace	Gas Fireplace				TRUE	4/13/2021	5/3/2021	22.7	0	7%	68%	0.299465	24%	59%	0.0013	0.0000	0.0013
G-100482-A1	Fresno	Open Hearth Fireplace	Gas Insert				TRUE	12/22/2020	1/11/2021	22.7	0	7%	68%	0.299465	24%	59%	0.0013	0.0000	0.0013
G-100485-A1	Kern	Open Hearth Fireplace	Gas Fireplace				TRUE	11/2/2020	2/11/2021	22.7	0	7%	68%	0.299465	31%	51%	0.0016	0.0000	0.0016
G-100486-A1	Stanislaus	Open Hearth Fireplace	Gas Insert				TRUE	12/8/2020	1/6/2021	22.7	0	7%	68%	0.299465	54%	44%	0.0028	0.0000	0.0028
G-100487-A1	Kern	Wood-Burning Firebox	Gas Fireplace				TRUE	12/21/2020	3/9/2021	22.7	0	7%	68%	0.299465	31%	51%	0.0016	0.0000	0.0016
G-100488-A1	Kern	Open Hearth Fireplace	Gas Insert				TRUE	9/28/2020	10/8/2020	22.7	0	7%	68%	0.299465	31%	51%	0.0016	0.0000	0.0016
G-100489-A1	Kern	Wood-Burning Firebox	Gas Insert				TRUE	10/6/2020	10/21/2020	22.7	0	7%	68%	0.299465	31%	51%	0.0016	0.0000	0.0016
G-100490-A1	Kern	Open Hearth Fireplace	Gas Insert				TRUE	10/9/2020	10/28/2020	22.7	0	7%	68%	0.299465	31%	51%	0.0016	0.0000	0.0016
G-100491-A1	Fresno	Non-Certified Wood Insert	Gas Insert				TRUE	10/23/2020	11/9/2020	29.5	0	54%	68%	2.1	24%	59%	0.0115	0.0000	0.0115
G-100492-A1	Stanislaus	Open Hearth Fireplace	Gas Insert				TRUE	10/16/2020	10/28/2020	22.7	0	7%	68%	0.299465	54%	44%	0.0028	0.0000	0.0028
G-100493-A1	Kern	Wood-Burning Firebox	Gas Insert				TRUE	10/12/2020	10/21/2020	22.7	0	7%	68%	0.299465	31%	51%	0.0016	0.0000	0.0016
G-100523-A1	Kern	Open Hearth Fireplace	Gas Insert				TRUE	10/13/2020	10/27/2020	22.7	0	7%	68%	0.299465	31%	51%	0.0016	0.0000	0.0016
G-100525-A1	Fresno	Wood-Burning Firebox	Gas Fireplace				TRUE	11/24/2020	5/12/2021	22.7	0	7%	68%	0.299465	24%	59%	0.0013	0.0000	0.0013
G-100530-A1	Tulare	Wood-Burning Firebox	Gas Insert				TRUE	2/6/2021	3/4/2021	22.7	0	7%	68%	0.299465	53%	43%	0.0028	0.0000	0.0028
G-100532-A1	Stanislaus	Open Hearth Fireplace	Gas Insert				TRUE	10/7/2020	11/4/2020	22.7	0	7%	68%	0.299465	54%	44%	0.0028	0.0000	0.0028
G-100541-A1	Stanislaus	Non-Certified Wood Insert	Gas Insert				TRUE	10/20/2020	11/4/2020	29.5	0	54%	68%	2.1	54%	44%	0.0258	0.0000	0.0258
G-100542-A1	San Joaquin	Wood-Burning Firebox	Gas Insert				TRUE	10/29/2020	11/19/2020	22.7	0	7%	68%	0.299465	61%	38%	0.0032	0.0000	0.0032
G-100551-A1	Merced	Wood-Burning Firebox	Certified Wood Insert	2.3		72 Non-Catalytic	TRUE	10/16/2020	11/3/2020	22.7	4.6	7%	72%	0.299465	68%	32%	0.0035	0.0001	0.0035
G-100555-A1	Kern	Wood-Burning Firebox	Gas Insert				TRUE	1/18/2021	2/2/2021	22.7	0	7%	68%	0.299465	31%	51%	0.0016	0.0000	0.0016
G-100576-A1	Tulare	Open Hearth Fireplace	Certified Wood Insert	2.3		72 Non-Catalytic	TRUE	11/17/2020	1/21/2021	22.7	4.6	7%	72%	0.299465	53%	43%	0.0028	0.0001	0.0027
G-100579-A1	Fresno	Open Hearth Fireplace	Gas Insert				TRUE	10/21/2020	11/4/2020	22.7	0	7%	68%	0.299465	24%	59%	0.0013	0.0000	0.0013
G-100580-A1	Stanislaus	Open Hearth Fireplace	Gas Fireplace				TRUE	12/16/2020	1/6/2021	22.7	0	7%	68%	0.299465	54%	44%	0.0028	0.0000	0.0028
G-100583-A1	Merced	Non-Certified Wood Insert	Certified Pellet Insert	1.5		68 Non-Catalytic	FALSE	11/17/2020	12/14/2020	29.5	3	54%	68%	2.1	100%	0%	0.0477	0.0039	0.0438
G-100620-A1	Fresno	Open Hearth Fireplace	Gas Insert				TRUE	12/23/2020	1/8/2021	22.7	0	7%	68%	0.299465	24%	59%	0.0013	0.0000	0.0013
G-100626-A1	Merced	Wood-Burning Firebox	Gas Insert				TRUE	11/2/2020	11/17/2020	22.7	0	7%	68%	0.299465	68%	32%	0.0035	0.0000	0.0035
G-100627-A1	Tulare	Non-Certified Wood Insert	Gas Insert				TRUE	10/30/2020	11/23/2020	29.5	0	54%	68%	2.1	53%	43%	0.0254	0.0000	0.0254
G-100628-A1	Tulare	Open Hearth Fireplace	Gas Insert				TRUE	10/6/2020	11/4/2020	22.7	0	7%	68%	0.299465	53%	43%	0.0028	0.0000	0.0028
G-100629-A1	Madera	Wood-Burning Firebox	Gas Insert				TRUE	10/7/2020	10/28/2020	22.7	0	7%	68%	0.299465	33%	57%	0.0017	0.0000	0.0017
G-100630-A1	San Joaquin	Wood-Burning Firebox	Gas Insert				TRUE	10/8/2020	10/28/2020	22.7	0	7%	68%	0.299465	61%	38%	0.0032	0.0000	0.0032
G-100631-A1	Madera	Wood-Burning Firebox	Gas Insert				TRUE	11/9/2020	12/14/2020	22.7	0	7%	68%	0.299465	33%	57%	0.0017	0.0000	0.0017
G-100634-A1	Fresno	Wood-Burning Firebox	Gas Insert				TRUE	11/7/2020	12/15/2020	22.7	0	7%	68%	0.299465	24%	59%	0.0013	0.0000	0.0013
G-100646-A1	Fresno	Open Hearth Fireplace	Gas Insert				TRUE	1/4/2021	2/10/2021	22.7	0	7%	68%	0.299465	24%	59%	0.0013	0.0000	0.0013
G-100647-A1	Fresno	Open Hearth Fireplace	Gas Insert				TRUE	10/20/2020	11/5/2020	22.7	0	7%	68%	0.299465	24%	59%	0.0013	0.0000	0.0013
G-100667-A1	Fresno	Open Hearth Fireplace	Gas Insert				TRUE	5/14/2021	6/28/2021	22.7	0	7%	68%	0.299465	24%	59%	0.0013	0.0000	0.0013
G-100674-A1	San Joaquin	Open Hearth Fireplace	Gas Insert				TRUE	11/6/2020	12/1/2020	22.7	0	7%	68%	0.299465	61%	38%	0.0032	0.0000	0.0032
G-100679-A1	Kern	Wood-Burning Firebox	Gas Insert				TRUE	11/6/2020	12/10/2020	22.7	0	7%	68%	0.299465	31%	51%	0.0016	0.0000	0.0016
G-100681-A1	Kern	Wood-Burning Firebox	Gas Insert				TRUE	10/16/2020	10/28/2020	22.7	0	7%	68%	0.299465	31%	51%	0.0016	0.0000	0.0016
G-100682-A1	Fresno	Open Hearth Fireplace	Gas Insert				TRUE	10/19/2020	11/12/2020	22.7	0	7%	68%	0.299465	24%	59%	0.0013	0.0000	0.0013
G-100685-A1	Madera	Open Hearth Fireplace	Certified Pellet Insert	1.5		65 Non-Catalytic	FALSE	1/30/2021	2/24/2021	22.7	3	7%	65%	0.299465	100%	0%	0.0052	0.0001	0.0052
G-100686-A1	Fresno	Open Hearth Fireplace	Certified Pellet Insert	1.1		Non-Catalytic	FALSE	10/14/2020	1/12/2021	22.7	2.2	7%	68%	0.299465	100%	0%	0.0052	0.0001	0.0052
G-100687-A1	Fresno	Open Hearth Fireplace	Gas Insert				TRUE	11/4/2020	11/19/2020	22.7	0	7%	68%	0.299465	24%	59%	0.0013	0.0000	0.0013
G-100689-A1	Fresno	Open Hearth Fireplace	Gas Insert				TRUE	10/9/2020	10/21/2020	22.7	0	7%	68%	0.299465	24%	59%	0.0013	0.0000	0.0013
G-100696-A1	Kern	Non-Certified Wood Insert	Gas Insert				TRUE	10/7/2020	11/3/2020	29.5	0	54%	68%	2.1	31%	51%	0.0147	0.0000	0.0147
G-100701-A1	Merced	Open Hearth Fireplace	Gas Insert				TRUE	2/4/2021	3/10/2021	22.7	0	7%	68%	0.299465	68%	32%	0.0035	0.0000	0.0035
G-100704-A1	Fresno	Open Hearth Fireplace	Gas Insert				TRUE	11/7/2020	1/5/2021	22.7	0	7%	68%	0.299465	24%	59%	0.0013	0.0000	0.0013
G-100705-A1	Fresno	Open Hearth Fireplace	Gas Insert				TRUE	10/30/2020	12/14/2020	22.7	0	7%	68%	0.299465	24%	59%	0.0013	0.0000	0.0013
G-100711-A1	Fresno	Open Hearth Fireplace	Gas Insert				TRUE	2/6/2021	3/19/2021	22.7	0	7%	68%	0.299465	24%	59%	0.0013	0.0000	0.0013
G-100713-A1	Fresno	Non-Certified Wood Insert	Certified Pellet Insert	1.5		68 Non-Catalytic	FALSE	10/27/2020	12/2/2020	29.5	3	54%	68%	2.1	100%	0%	0.0477	0.0039	0.0438
G-100717-A1	Madera	Open Hearth Fireplace	Certified Wood Insert	2		72 Non-Catalytic	FALSE	12/1/2020	12/17/2020	22.7	4	7%	72%	0.299465	100%	0%	0.0052	0.0001	0.0051
G-100720-A1	Fresno	Wood-Burning Firebox	Gas Insert				TRUE	3/25/2021	4/13/2021	22.7	0	7%	68%	0.299465	24%	59%	0.0013	0.0000	0.0013
G-100746-A1	Kern	Wood-Burning Firebox	Gas Insert				TRUE	9/23/2021	10/14/2021	22.7	0	7%	68%	0.299465	31%	51%	0.0016	0.0000	0.0016
G-100751-A1	Fresno	Open Hearth Fireplace	Gas Insert				TRUE	11/10/2020	12/10/2020	22.7	0	7%	68%	0.299465	24%	59%	0.0013	0.0000	0.0013
G-100752-A1	San Joaquin	Open Hearth Fireplace	Certified Pellet Insert	1.8		60 Non-Catalytic	FALSE	10/11/2020	11/9/2020	22.7	3.6	7%	60%	0.299465	100%	0%	0.0052	0.0001	0.0051
G-100758-A1	Fresno	Open Hearth Fireplace	Gas Insert				TRUE	12/5/2020	12/29/2020	22.7	0	7%	68%	0.299465	24%	59%	0.0013	0.0000	0.0013
G-100768-A1	Stanislaus	Open Hearth Fireplace	Gas Insert				FALSE	12/1/2020	1/11/2021	22.7	0	7%	68%	0.299465	100%	0%	0.0052	0.0000	0.0052
G-100779-A1	Fresno	Wood-Burning Firebox	Gas Fireplace				TRUE	11/13/2020	1/20/2021	22.7	0	7%	68%	0.299465	24%	59%	0.0013	0.0000	0.0013
G-100780-A1	Fresno	Open Hearth Fireplace	Gas Insert				TRUE	11/25/2020	12/15/2020	22.7	0	7%	68%	0.299465	24%	59%	0.0013	0.0000	0.0013
G-100784-A1	Fresno	Open Hearth Fireplace	Gas Insert				TRUE	11/11/2020	12/9/2020	22.7	0	7%	68%	0.299465	24%	59%	0.0013	0.0000	0.0013
G-100798-A1	Stanislaus	Open Hearth Fireplace	Gas Insert				TRUE	10/13/2020	10/28/2020	22.7	0	7%	68%	0.299465	54%	44%	0.0028	0.0000	

SAN JOAQUIN VALLEY UNIFIED AIR POLLUTION CONTROL DISTRICT

2021 Annual Demonstration Report

August 31, 2022

Contract#	County	OldDeviceType	NewDeviceType	EmissionRating	OverallEfficiency	DeviceSubtype	PipedNatGa	InstallDate	ClaimDate	Emission Factor		Efficiency		FuelUse	Non-Curtailment %		Emissions (tpy PM2.5)		
										EF_Old	EF_New	Eff_Old	Eff_New		B_all	B_reg	Before	After	Reduction
G-100836-A1	Fresno	Open Hearth Fireplace	Gas Insert				TRUE	11/24/2020	12/8/2020	22.7	0	7%	68%	0.299465	24%	59%	0.0013	0.0000	0.0013
G-100842-A1	Fresno	Wood-Burning Firebox	Gas Insert				TRUE	11/13/2020	12/1/2020	22.7	0	7%	68%	0.299465	24%	59%	0.0013	0.0000	0.0013
G-100889-A1	Tulare	Freestanding Certified Wood Stove	Freestanding Gas Stove				TRUE	12/8/2020	1/5/2021	14.5785	0	68%	68%	2.4	53%	43%	0.0144	0.0000	0.0144
G-100890-A1	Stanislaus	Open Hearth Fireplace	Gas Insert				TRUE	11/10/2020	11/23/2020	22.7	0	7%	68%	0.299465	54%	44%	0.0028	0.0000	0.0028
G-100891-A1	Stanislaus	Open Hearth Fireplace	Gas Insert				TRUE	10/28/2020	11/12/2020	22.7	0	7%	68%	0.299465	54%	44%	0.0028	0.0000	0.0028
G-100895-A1	Fresno	Wood-Burning Firebox	Gas Insert				TRUE	10/8/2020	10/21/2020	22.7	0	7%	68%	0.299465	24%	59%	0.0013	0.0000	0.0013
G-100899-A1	Fresno	Wood-Burning Firebox	Gas Insert				TRUE	10/6/2020	10/28/2020	22.7	0	7%	68%	0.299465	24%	59%	0.0013	0.0000	0.0013
G-100900-A1	Fresno	Wood-Burning Firebox	Gas Insert				TRUE	10/7/2020	10/28/2020	22.7	0	7%	68%	0.299465	24%	59%	0.0013	0.0000	0.0013
G-100905-A1	Madera	Non-Certified Wood Insert	Certified Pellet Insert	0.89		70 Non-Catalytic	FALSE	12/2/2020	12/16/2020	29.5	1.78	54%	70%	2.1	100%	0%	0.0477	0.0022	0.0455
G-100953-A1	Kings	Open Hearth Fireplace	Gas Insert				TRUE	11/3/2020	11/23/2020	22.7	0	7%	68%	0.299465	48%	48%	0.0025	0.0000	0.0025
G-100954-A1	San Joaquin	Open Hearth Fireplace	Certified Pellet Insert	1.5		65 Non-Catalytic	TRUE	1/20/2021	2/9/2021	22.7	3	7%	65%	0.299465	61%	38%	0.0032	0.0000	0.0031
G-100957-A1	Merced	Wood-Burning Firebox	Gas Insert				TRUE	10/22/2020	11/17/2020	22.7	0	7%	68%	0.299465	68%	32%	0.0035	0.0000	0.0035
G-100959-A1	Stanislaus	Open Hearth Fireplace	Gas Insert				FALSE	11/2/2020	11/23/2020	22.7	0	7%	68%	0.299465	100%	0%	0.0052	0.0000	0.0052
G-100960-A1	San Joaquin	Wood-Burning Firebox	Gas Insert				TRUE	11/9/2020	11/24/2020	22.7	0	7%	68%	0.299465	61%	38%	0.0032	0.0000	0.0032
G-100973-A1	Fresno	Open Hearth Fireplace	Gas Insert				TRUE	10/8/2020	10/21/2020	22.7	0	7%	68%	0.299465	24%	59%	0.0013	0.0000	0.0013
G-100978-A1	Tulare	Wood-Burning Firebox	Gas Insert				TRUE	10/23/2020	11/17/2020	22.7	0	7%	68%	0.299465	53%	43%	0.0028	0.0000	0.0028
G-100986-A1	Stanislaus	Open Hearth Fireplace	Gas Insert				TRUE	10/9/2020	10/28/2020	22.7	0	7%	68%	0.299465	54%	44%	0.0028	0.0000	0.0028
G-100988-A1	Fresno	Wood-Burning Firebox	Gas Fireplace				TRUE	11/23/2020	12/10/2020	22.7	0	7%	68%	0.299465	24%	59%	0.0013	0.0000	0.0013
G-100998-A1	Kern	Wood-Burning Firebox	Gas Insert				TRUE	11/10/2020	12/14/2020	22.7	0	7%	68%	0.299465	31%	51%	0.0016	0.0000	0.0016
G-101001-A1	Kern	Open Hearth Fireplace	Gas Insert				TRUE	10/15/2020	12/1/2020	22.7	0	7%	68%	0.299465	31%	51%	0.0016	0.0000	0.0016
G-101002-A1	San Joaquin	Open Hearth Fireplace	Gas Insert				TRUE	11/20/2020	12/16/2020	22.7	0	7%	68%	0.299465	61%	38%	0.0032	0.0000	0.0032
G-101008-A1	Kern	Open Hearth Fireplace	Gas Insert				TRUE	12/22/2020	2/9/2021	22.7	0	7%	68%	0.299465	31%	51%	0.0016	0.0000	0.0016
G-101010-A1	Stanislaus	Open Hearth Fireplace	Gas Insert				TRUE	12/4/2020	12/15/2020	22.7	0	7%	68%	0.299465	54%	44%	0.0028	0.0000	0.0028
G-101011-A1	Fresno	Open Hearth Fireplace	Gas Insert				TRUE	12/21/2020	1/21/2021	22.7	0	7%	68%	0.299465	24%	59%	0.0013	0.0000	0.0013
G-101023-A1	Fresno	Non-Certified Wood Insert	Certified Pellet Insert	1.5		68 Non-Catalytic	FALSE	10/21/2020	12/2/2020	29.5	3	54%	68%	2.1	100%	0%	0.0477	0.0039	0.0438
G-101025-A1	Madera	Freestanding Non-Certified Wood Stove	Freestanding Certified Pellet Stove	0.6		78 Non-Catalytic	FALSE	10/28/2020	11/23/2020	29.5	1.2	54%	78%	2.61	100%	0%	0.0593	0.0017	0.0576
G-101028-A1	Fresno	Open Hearth Fireplace	Gas Insert				TRUE	1/19/2021	5/3/2021	22.7	0	7%	68%	0.299465	24%	59%	0.0013	0.0000	0.0013
G-101045-A1	San Joaquin	Non-Certified Wood Insert	Gas Insert				TRUE	11/12/2020	12/2/2020	29.5	0	54%	68%	2.1	61%	38%	0.0290	0.0000	0.0290
G-101046-A1	Fresno	Non-Certified Wood Insert	Gas Insert				TRUE	6/23/2021	7/22/2021	29.5	0	54%	68%	2.1	24%	59%	0.0115	0.0000	0.0115
G-101048-A1	San Joaquin	Open Hearth Fireplace	Gas Insert				TRUE	11/18/2020	12/15/2020	22.7	0	7%	68%	0.299465	61%	38%	0.0032	0.0000	0.0032
G-101049-A1	San Joaquin	Freestanding Non-Certified Wood Stove	Freestanding Certified Wood Stove	2.1		70 Non-Catalytic	FALSE	12/9/2020	2/24/2021	29.5	4.2	54%	70%	1.15	100%	0%	0.0261	0.0029	0.0233
G-101052-A1	Kings	Open Hearth Fireplace	Gas Insert				TRUE	10/9/2020	10/28/2020	22.7	0	7%	68%	0.299465	48%	48%	0.0025	0.0000	0.0025
G-101054-A1	San Joaquin	Open Hearth Fireplace	Gas Insert				TRUE	10/28/2020	11/17/2020	22.7	0	7%	68%	0.299465	61%	38%	0.0032	0.0000	0.0032
G-101059-A1	Fresno	Open Hearth Fireplace	Gas Insert				TRUE	11/19/2020	12/15/2020	22.7	0	7%	68%	0.299465	24%	59%	0.0013	0.0000	0.0013
G-101062-A1	Fresno	Open Hearth Fireplace	Gas Insert				TRUE	10/7/2020	10/28/2020	22.7	0	7%	68%	0.299465	24%	59%	0.0013	0.0000	0.0013
G-101064-A1	Fresno	Wood-Burning Firebox	Gas Insert				TRUE	11/14/2020	12/1/2020	22.7	0	7%	68%	0.299465	24%	59%	0.0013	0.0000	0.0013
G-101068-A1	Kern	Open Hearth Fireplace	Gas Insert				TRUE	12/6/2020	1/12/2021	22.7	0	7%	68%	0.299465	31%	51%	0.0016	0.0000	0.0016
G-101079-A1	San Joaquin	Open Hearth Fireplace	Gas Insert				TRUE	10/26/2020	11/17/2020	22.7	0	7%	68%	0.299465	61%	38%	0.0032	0.0000	0.0032
G-101080-A1	Fresno	Open Hearth Fireplace	Gas Insert				TRUE	10/13/2020	10/28/2020	22.7	0	7%	68%	0.299465	24%	59%	0.0013	0.0000	0.0013
G-101088-A1	Fresno	Open Hearth Fireplace	Gas Insert				TRUE	4/12/2021	7/22/2021	22.7	0	7%	68%	0.299465	24%	59%	0.0013	0.0000	0.0013
G-101094-A1	Fresno	Non-Certified Wood Insert	Gas Insert				FALSE	10/23/2020	1/5/2021	29.5	0	54%	68%	2.1	100%	0%	0.0477	0.0000	0.0477
G-101095-A1	Fresno	Wood-Burning Firebox	Gas Fireplace				TRUE	10/20/2020	11/12/2020	22.7	0	7%	68%	0.299465	24%	59%	0.0013	0.0000	0.0013
G-101097-A1	Tulare	Freestanding Non-Certified Wood Stove	Freestanding Certified Wood Stove	1.8		71 Non-Catalytic	FALSE	11/14/2020	11/24/2020	29.5	3.6	54%	71%	2.4	100%	0%	0.0545	0.0051	0.0495
G-101098-A1	Tulare	Open Hearth Fireplace	Gas Insert				TRUE	10/31/2020	11/17/2020	22.7	0	7%	68%	0.299465	53%	43%	0.0028	0.0000	0.0028
G-101099-A1	Tulare	Open Hearth Fireplace	Gas Insert				TRUE	11/20/2020	12/1/2020	22.7	0	7%	68%	0.299465	53%	43%	0.0028	0.0000	0.0028
G-101101-A1	Fresno	Open Hearth Fireplace	Certified Wood Insert	1.9		78 Hybrid	FALSE	11/4/2020	11/23/2020	22.7	3.8	7%	78%	0.299465	100%	0%	0.0052	0.0001	0.0052
G-101102-A1	Fresno	Open Hearth Fireplace	Gas Insert				TRUE	12/3/2020	6/27/2021	22.7	0	7%	68%	0.299465	24%	59%	0.0013	0.0000	0.0013
G-101111-A1	Kern	Open Hearth Fireplace	Gas Insert				TRUE	12/1/2020	2/11/2021	22.7	0	7%	68%	0.299465	31%	51%	0.0016	0.0000	0.0016
G-101133-A1	Fresno	Open Hearth Fireplace	Gas Insert				TRUE	11/12/2020	12/15/2020	22.7	0	7%	68%	0.299465	24%	59%	0.0013	0.0000	0.0013
G-101144-A1	Fresno	Wood-Burning Firebox	Gas Insert				TRUE	11/21/2020	12/16/2020	22.7	0	7%	68%	0.299465	24%	59%	0.0013	0.0000	0.0013
G-101148-A1	San Joaquin	Freestanding Non-Certified Pellet Stove	Freestanding Certified Pellet Stove	1.5		65 Non-Catalytic	FALSE	11/4/2020	12/16/2020	2.9	3	68%	65%	1.15	100%	0%	0.0026	0.0028	-0.0002
G-101154-A1	San Joaquin	Open Hearth Fireplace	Gas Insert				TRUE	2/1/2021	3/4/2021	22.7	0	7%	68%	0.299465	61%	38%	0.0032	0.0000	0.0032
G-101158-A1	Fresno	Open Hearth Fireplace	Gas Insert				TRUE	11/13/2020	12/1/2020	22.7	0	7%	68%	0.299465	24%	59%	0.0013	0.0000	0.0013
G-101170-A1	Fresno	Open Hearth Fireplace	Gas Insert				TRUE	2/6/2021	2/23/2021	22.7	0	7%	68%	0.299465	24%	59%	0.0013	0.0000	0.0013
G-101173-A1	Fresno	Open Hearth Fireplace	Gas Insert				FALSE	7/15/2021	8/19/2021	22.7	0	7%	68%	0.299465	100%	0%	0.0052	0.0000	0.0052
G-101178-A1	Madera	Freestanding Non-Certified Wood Stove	Freestanding Gas Stove				FALSE	11/30/2020	12/14/2020	29.5	0	54%	68%	2.61	100%	0%	0.0593	0.0000	0.0593
G-101179-A1	Fresno	Wood-Burning Firebox	Gas Fireplace				TRUE	12/3/2020	1/6/2021	22.7	0	7%	68%	0.299465	24%	59%	0.0013	0.0000	0.0013
G-101226-A1	Fresno	Open Hearth Fireplace	Gas Insert				TRUE	11/21/2020	12/16/2020	22.7	0	7%	68%	0.299465	24%	59%	0.0013	0.0000	0.0013
G-101230-A1	San Joaquin	Non-Certified Wood Insert	Certified Wood Insert	1.7		74 Non-Catalytic	TRUE	11/16/2020	12/2/2020	29.5	3.4	54%	74%	2.1	61%	38%	0.0290	0.0027	0.0264
G-101231-A1	Fresno	Open Hearth Fireplace	Gas Insert				TRUE	11/5/2020	11/23/2020	22.7	0	7%	68%	0.299465	24%	59%	0.0013	0.0000	0.0013
G-101232-A1	Kings	Wood-Burning Firebox	Gas Insert				TRUE	11/5/2020	11/23/2020	22.7	0	7%	68%	0.299465	48%	48%	0.0025	0.0000	0.0025
G-101240-A1	Fresno	Open Hearth Fireplace	Gas Insert				TRUE	12/14/2020	1/6/2021	22.7	0	7%	68%	0.299465	24%	59%	0.0013	0.0000	0.0013
G-101241-A1	Fresno	Open Hearth Fireplace	Gas Insert				TRUE	10/23/2020	11/9/2020	22.7	0	7%	68%	0.299465	24%	59%	0.0013	0.0000	0.0013
G-101242-A1	Fresno	Wood-Burning Firebox	Gas Insert				TRUE	10/12/2020	10/28/2020	22.7	0	7%	68%	0.299465	24%	59%	0.0013	0.0000	0.0013
G-101243-A1	Fresno	Open Hearth Fireplace	Gas Insert				TRUE	10/20/2020	11/9/2020	22.7	0	7%	68%	0.299465	24%	59%	0.0013	0.0000	0.0013
G-101244-A1	Fresno	Open Hearth Fireplace	Gas Insert				TRUE	11/3/2020	11/23/2020	22.7	0	7%	68%	0.299465	24%	59%	0.0013	0.0000	0.0013
G-101245-A1	Fresno	Open Hearth Fireplace	Gas Insert				TRUE	11/4/2020	11/24/2020	22.7	0	7%	6						

SAN JOAQUIN VALLEY UNIFIED AIR POLLUTION CONTROL DISTRICT

2021 Annual Demonstration Report

August 31, 2022

Contract#	County	OldDeviceType	NewDeviceType	EmissionRating	OverallEfficiency	DeviceSubtype	PipedNatGa	InstallDate	ClaimDate	Emission Factor		Efficiency		FuelUse	Non-Curtailment %		Emissions (tpy PM2.5)		
										EF_Old	EF_New	Eff_Old	Eff_New		B_all	B_reg	Before	After	Reduction
G-101404-A1	Madera	Open Hearth Fireplace	Certified Pellet Insert	1.8		60 Non-Catalytic	FALSE	11/5/2020	11/23/2020	22.7	3.6	7%	60%	0.299465	100%	0%	0.0052	0.0001	0.0051
G-101412-A1	Tulare	Open Hearth Fireplace	Certified Wood Insert	2.3		72 Non-Catalytic	FALSE	10/27/2020	11/12/2020	22.7	4.6	7%	72%	0.299465	100%	0%	0.0052	0.0001	0.0051
G-101416-A1	Fresno	Open Hearth Fireplace	Gas Insert				TRUE	11/12/2020	12/15/2020	22.7	0	7%	68%	0.299465	24%	59%	0.0013	0.0000	0.0013
G-101441-A1	Madera	Open Hearth Fireplace	Gas Insert				TRUE	12/11/2020	1/8/2021	22.7	0	7%	68%	0.299465	33%	57%	0.0017	0.0000	0.0017
G-101442-A1	Merced	Wood-Burning Firebox	Certified Wood Insert	0.49		63 Non-Catalytic	TRUE	10/18/2020	10/28/2020	22.7	0.98	7%	63%	0.299465	68%	32%	0.0035	0.0000	0.0035
G-101449-A1	Fresno	Wood-Burning Firebox	Gas Insert				TRUE	11/5/2020	11/19/2020	22.7	0	7%	68%	0.299465	24%	59%	0.0013	0.0000	0.0013
G-101450-A1	Merced	Non-Certified Wood Insert	Gas Insert				TRUE	1/22/2021	3/29/2021	29.5	0	54%	68%	2.1	68%	32%	0.0322	0.0000	0.0322
G-101451-A1	San Joaquin	Open Hearth Fireplace	Gas Insert				TRUE	11/5/2020	12/21/2020	22.7	0	7%	68%	0.299465	61%	38%	0.0032	0.0000	0.0032
G-101455-A1	Madera	Open Hearth Fireplace	Certified Wood Insert	2.3		72 Non-Catalytic	FALSE	10/16/2020	11/2/2020	22.7	4.6	7%	72%	0.299465	100%	0%	0.0052	0.0001	0.0051
G-101456-A1	San Joaquin	Open Hearth Fireplace	Gas Insert				TRUE	11/1/2020	12/1/2020	22.7	0	7%	68%	0.299465	61%	38%	0.0032	0.0000	0.0032
G-101458-A1	Stanislaus	Wood-Burning Firebox	Gas Insert				TRUE	11/25/2020	12/15/2020	22.7	0	7%	68%	0.299465	54%	44%	0.0028	0.0000	0.0028
G-101460-A1	Fresno	Open Hearth Fireplace	Gas Insert				TRUE	12/12/2020	1/5/2021	22.7	0	7%	68%	0.299465	24%	59%	0.0013	0.0000	0.0013
G-101463-A1	Kern	Open Hearth Fireplace	Gas Insert				TRUE	10/20/2020	1/22/2021	22.7	0	7%	68%	0.299465	31%	51%	0.0016	0.0000	0.0016
G-101479-A1	Stanislaus	Non-Certified Wood Insert	Gas Insert				FALSE	11/17/2020	12/2/2020	29.5	0	54%	68%	2.1	100%	0%	0.0477	0.0000	0.0477
G-101480-A1	San Joaquin	Open Hearth Fireplace	Gas Fireplace				TRUE	12/7/2020	1/5/2021	22.7	0	7%	68%	0.299465	61%	38%	0.0032	0.0000	0.0032
G-101484-A1	Kern	Open Hearth Fireplace	Gas Insert				TRUE	10/22/2020	11/3/2020	22.7	0	7%	68%	0.299465	31%	51%	0.0016	0.0000	0.0016
G-101491-A1	Fresno	Open Hearth Fireplace	Gas Insert				TRUE	3/17/2021	4/13/2021	22.7	0	7%	68%	0.299465	24%	59%	0.0013	0.0000	0.0013
G-101501-A1	Fresno	Non-Certified Wood Insert	Certified Pellet Insert	1.5		68	FALSE	11/12/2020	12/1/2020	29.5	3	54%	68%	2.1	100%	0%	0.0477	0.0039	0.0438
G-101507-A1	Fresno	Open Hearth Fireplace	Gas Insert				TRUE	9/16/2021	10/15/2021	22.7	0	7%	68%	0.299465	24%	59%	0.0013	0.0000	0.0013
G-101517-A1	Kern	Open Hearth Fireplace	Gas Insert				TRUE	12/17/2020	2/9/2021	22.7	0	7%	68%	0.299465	31%	51%	0.0016	0.0000	0.0016
G-101523-A1	Stanislaus	Wood-Burning Firebox	Gas Fireplace				TRUE	9/7/2021	10/14/2021	22.7	0	7%	68%	0.299465	54%	44%	0.0028	0.0000	0.0028
G-101524-A1	Kern	Open Hearth Fireplace	Gas Insert				TRUE	10/22/2020	11/9/2020	22.7	0	7%	68%	0.299465	31%	51%	0.0016	0.0000	0.0016
G-101525-A1	Fresno	Open Hearth Fireplace	Gas Insert				TRUE	10/20/2020	11/3/2020	22.7	0	7%	68%	0.299465	24%	59%	0.0013	0.0000	0.0013
G-101526-A1	Fresno	Open Hearth Fireplace	Gas Insert				TRUE	10/21/2020	11/3/2020	22.7	0	7%	68%	0.299465	24%	59%	0.0013	0.0000	0.0013
G-101527-A1	Fresno	Open Hearth Fireplace	Gas Insert				TRUE	10/23/2020	11/12/2020	22.7	0	7%	68%	0.299465	24%	59%	0.0013	0.0000	0.0013
G-101528-A1	Fresno	Open Hearth Fireplace	Gas Insert				TRUE	11/20/2020	1/6/2021	22.7	0	7%	68%	0.299465	24%	59%	0.0013	0.0000	0.0013
G-101529-A1	Fresno	Wood-Burning Firebox	Gas Insert				TRUE	6/19/2021	7/22/2021	22.7	0	7%	68%	0.299465	24%	59%	0.0013	0.0000	0.0013
G-101530-A1	Kern	Open Hearth Fireplace	Certified Wood Insert	2.3		72 Non-Catalytic	FALSE	10/17/2020	10/28/2020	22.7	4.6	7%	72%	0.299465	100%	0%	0.0052	0.0001	0.0051
G-101537-A1	Fresno	Open Hearth Fireplace	Gas Insert				TRUE	10/27/2020	11/24/2020	22.7	0	7%	68%	0.299465	24%	59%	0.0013	0.0000	0.0013
G-101540-A1	Merced	Non-Certified Wood Insert	Gas Insert				TRUE	1/12/2021	2/3/2021	29.5	0	54%	68%	2.1	68%	32%	0.0322	0.0000	0.0322
G-101541-A1	Tulare	Open Hearth Fireplace	Certified Pellet Insert	1.5		68	FALSE	10/29/2020	11/17/2020	22.7	3	7%	68%	0.299465	100%	0%	0.0052	0.0001	0.0052
G-101546-A1	Fresno	Open Hearth Fireplace	Certified Pellet Insert	0.49		63 Non-Catalytic	FALSE	11/5/2020	11/23/2020	22.7	0.98	7%	63%	0.299465	100%	0%	0.0052	0.0000	0.0052
G-101547-A1	Merced	Non-Certified Wood Insert	Gas Insert				FALSE	7/20/2021	8/6/2021	29.5	0	54%	68%	2.1	100%	0%	0.0477	0.0000	0.0477
G-101601-A1	Fresno	Open Hearth Fireplace	Gas Insert				TRUE	12/15/2020	12/22/2020	22.7	0	7%	68%	0.299465	24%	59%	0.0013	0.0000	0.0013
G-101603-A1	Tulare	Non-Certified Pellet Insert	Gas Insert				FALSE	12/10/2020	1/11/2021	2.9	0	68%	68%	2.1	100%	0%	0.0047	0.0000	0.0047
G-101605-A1	San Joaquin	Open Hearth Fireplace	Gas Insert				TRUE	1/19/2021	2/9/2021	22.7	0	7%	68%	0.299465	61%	38%	0.0032	0.0000	0.0032
G-101608-A1	Stanislaus	Wood-Burning Firebox	Gas Insert				TRUE	10/30/2020	2/9/2021	22.7	0	7%	68%	0.299465	54%	44%	0.0028	0.0000	0.0028
G-101611-A1	San Joaquin	Freestanding Non-Certified Pellet Stove	Freestanding Certified Wood Stove	2		72 Non-Catalytic	TRUE	11/24/2020	12/30/2020	2.9	4	68%	72%	1.15	61%	38%	0.0016	0.0022	-0.0006
G-101623-A1	Fresno	Open Hearth Fireplace	Gas Insert				TRUE	10/9/2021	12/28/2021	22.7	0	7%	68%	0.299465	24%	59%	0.0013	0.0000	0.0013
G-101630-A1	Fresno	Open Hearth Fireplace	Gas Insert				TRUE	11/13/2020	12/9/2020	22.7	0	7%	68%	0.299465	24%	59%	0.0013	0.0000	0.0013
G-101631-A1	Tulare	Open Hearth Fireplace	Certified Wood Insert	2.3		72 Non-Catalytic	FALSE	11/12/2020	11/23/2020	22.7	4.6	7%	72%	0.299465	100%	0%	0.0052	0.0001	0.0051
G-101632-A1	Kern	Open Hearth Fireplace	Gas Insert				TRUE	10/22/2020	11/9/2020	22.7	0	7%	68%	0.299465	31%	51%	0.0016	0.0000	0.0016
G-101663-A1	Madera	Wood-Burning Firebox	Certified Wood Insert	2		72 Non-Catalytic	FALSE	12/2/2020	1/12/2021	22.7	4	7%	72%	0.299465	100%	0%	0.0052	0.0001	0.0051
G-101664-A1	Stanislaus	Open Hearth Fireplace	Certified Pellet Insert	1.5		76 Non-Catalytic	FALSE	11/21/2020	3/10/2021	22.7	3	7%	76%	0.299465	100%	0%	0.0052	0.0001	0.0052
G-101674-A1	Kern	Non-Certified Wood Insert	Gas Insert				TRUE	10/22/2020	11/12/2020	29.5	0	54%	68%	2.1	31%	51%	0.0147	0.0000	0.0147
G-101675-A1	Stanislaus	Wood-Burning Firebox	Gas Fireplace				TRUE	11/19/2020	12/15/2020	22.7	0	7%	68%	0.299465	54%	44%	0.0028	0.0000	0.0028
G-101676-A1	Fresno	Open Hearth Fireplace	Gas Insert				TRUE	11/19/2020	12/3/2020	22.7	0	7%	68%	0.299465	24%	59%	0.0013	0.0000	0.0013
G-101678-A2	Stanislaus	Open Hearth Fireplace	Gas Insert				TRUE	12/22/2020	2/2/2021	22.7	0	7%	68%	0.299465	54%	44%	0.0028	0.0000	0.0028
G-101680-A1	Fresno	Open Hearth Fireplace	Gas Insert				TRUE	11/2/2020	12/1/2020	22.7	0	7%	68%	0.299465	24%	59%	0.0013	0.0000	0.0013
G-101681-A1	Fresno	Open Hearth Fireplace	Gas Insert				TRUE	10/29/2020	11/17/2020	22.7	0	7%	68%	0.299465	24%	59%	0.0013	0.0000	0.0013
G-101683-A1	San Joaquin	Open Hearth Fireplace	Gas Insert				TRUE	1/6/2021	1/21/2021	22.7	0	7%	68%	0.299465	61%	38%	0.0032	0.0000	0.0032
G-101685-A1	Kern	Open Hearth Fireplace	Gas Insert				TRUE	10/23/2020	11/9/2020	22.7	0	7%	68%	0.299465	31%	51%	0.0016	0.0000	0.0016
G-101688-A1	Fresno	Non-Certified Wood Insert	Gas Insert				TRUE	12/5/2020	1/20/2021	29.5	0	54%	68%	2.1	24%	59%	0.0115	0.0000	0.0115
G-101690-A1	Tulare	Freestanding Non-Certified Wood Stove	Freestanding Certified Pellet Stove	1.4		72 Non-Catalytic	FALSE	11/11/2020	11/23/2020	29.5	2.8	54%	72%	2.4	100%	0%	0.0545	0.0039	0.0506
G-101701-A1	Fresno	Certified Wood Insert	Gas Insert				TRUE	12/17/2020	2/11/2021	14.5785	0	68%	68%	2.1	24%	59%	0.0057	0.0000	0.0057
G-101712-A1	Stanislaus	Open Hearth Fireplace	Gas Insert				FALSE	11/10/2020	12/2/2020	22.7	0	7%	68%	0.299465	100%	0%	0.0052	0.0000	0.0052
G-101713-A1	Stanislaus	Wood-Burning Firebox	Gas Insert				TRUE	11/11/2020	3/5/2021	22.7	0	7%	68%	0.299465	54%	44%	0.0028	0.0000	0.0028
G-101720-A1	Tulare	Wood-Burning Firebox	Gas Insert				TRUE	11/6/2020	12/2/2020	22.7	0	7%	68%	0.299465	53%	43%	0.0028	0.0000	0.0028
G-101721-A1	Fresno	Open Hearth Fireplace	Gas Fireplace				TRUE	2/4/2021	3/10/2021	22.7	0	7%	68%	0.299465	24%	59%	0.0013	0.0000	0.0013
G-101722-A1	Tulare	Open Hearth Fireplace	Certified Wood Insert	1.7		74 Non-Catalytic	FALSE	12/11/2020	1/6/2021	22.7	3.4	7%	74%	0.299465	100%	0%	0.0052	0.0001	0.0052
G-101725-A1	Fresno	Open Hearth Fireplace	Gas Insert				TRUE	12/7/2020	12/17/2020	22.7	0	7%	68%	0.299465	24%	59%	0.0013	0.0000	0.0013
G-101734-A1	San Joaquin	Open Hearth Fireplace	Gas Insert				TRUE	1/4/2021	1/21/2021	22.7	0	7%	68%	0.299465	61%	38%	0.0032	0.0000	0.0032
G-101749-A1	Kern	Open Hearth Fireplace	Gas Insert				TRUE	10/21/2020	11/4/2020	22.7	0	7%	68%	0.299465	31%	51%	0.0016	0.0000	0.0016
G-101751-A1	Kern	Wood-Burning Firebox	Gas Insert				TRUE	11/6/2020	12/2/2020	22.7	0	7%	68%	0.299465	31%	51%	0.0016	0.0000	0.0016
G-101752-A1	Kern	Wood-Burning Firebox	Gas Fireplace				TRUE	11/12/2020	12/1/2020	22.7	0	7%	68%	0.299465	31%	51%	0.0016	0.0000	0.0016
G-101753-A1	Kern	Open Hearth Fireplace	Gas Insert				TRUE	10/29/2020	11/24/2020	22.7	0	7%	68%	0.299465	31%	51%	0.0016	0.0000	0.0016
G-101756-A1	Merced	Wood-Burning Firebox	Gas Insert				TRUE	11/5/2020	12/29/2020	22.7	0	7%</							

SAN JOAQUIN VALLEY UNIFIED AIR POLLUTION CONTROL DISTRICT

Contract#	County	OldDeviceType	NewDeviceType	EmissionRating	OverallEfficiency	DeviceSubtype	PipedNatGa	InstallDate	ClaimDate	Emission Factor		Efficiency		FuelUse	Non-Curtailment %		Emissions (tpy PM2.5)		
										EF_Old	EF_New	Eff_Old	Eff_New		B _{all}	B _{reg}	Before	After	Reduction
G-101839-A1	Madera	Non-Certified Wood Insert	Certified Wood Insert	1.7		74 Non-Catalytic	FALSE	12/30/2020	1/21/2021	29.5	3.4	54%	74%	2.1	100%	0%	0.0477	0.0040	0.0437
G-101840-A1	Fresno	Open Hearth Fireplace	Gas Insert				TRUE	11/11/2020	11/24/2020	22.7	0	7%	68%	0.299465	24%	59%	0.0013	0.0000	0.0013
G-101852-A1	Merced	Freestanding Non-Certified Wood Stove	Freestanding Certified Wood Stove	2		72 Non-Catalytic	FALSE	7/6/2021	9/1/2021	29.5	4	54%	72%	2.67	100%	0%	0.0606	0.0062	0.0545
G-101855-A1	Stanislaus	Wood-Burning Firebox	Gas Insert				TRUE	9/23/2021	10/18/2021	22.7	0	7%	68%	0.299465	54%	44%	0.0028	0.0000	0.0028
G-101861-A1	Stanislaus	Open Hearth Fireplace	Gas Insert				TRUE	11/6/2020	11/19/2020	22.7	0	7%	68%	0.299465	54%	44%	0.0028	0.0000	0.0028
G-101867-A1	Fresno	Open Hearth Fireplace	Gas Insert				TRUE	11/24/2020	2/2/2021	22.7	0	7%	68%	0.299465	24%	59%	0.0013	0.0000	0.0013
G-101870-A1	Fresno	Open Hearth Fireplace	Gas Insert				TRUE	12/5/2020	12/17/2020	22.7	0	7%	68%	0.299465	24%	59%	0.0013	0.0000	0.0013
G-101875-A1	Stanislaus	Open Hearth Fireplace	Certified Wood Insert	1.7		73 Non-Catalytic	FALSE	2/3/2021	2/23/2021	22.7	3.4	7%	73%	0.299465	100%	0%	0.0052	0.0001	0.0052
G-101876-A1	San Joaquin	Wood-Burning Firebox	Gas Fireplace				TRUE	11/20/2020	12/15/2020	22.7	0	7%	68%	0.299465	61%	38%	0.0032	0.0000	0.0032
G-101883-A1	Fresno	Non-Certified Wood Insert	Gas Insert				FALSE	1/4/2021	2/9/2021	29.5	0	54%	68%	2.1	100%	0%	0.0477	0.0000	0.0477
G-101888-A1	Tulare	Open Hearth Fireplace	Certified Wood Insert	1.1		68 Non-Catalytic	TRUE	12/31/2020	1/11/2021	22.7	2.2	7%	68%	0.299465	53%	43%	0.0028	0.0000	0.0028
G-101889-A1	Stanislaus	Non-Certified Wood Insert	Certified Wood Insert	1.8		74 Non-Catalytic	FALSE	11/3/2020	11/17/2020	29.5	3.6	54%	74%	2.1	100%	0%	0.0477	0.0042	0.0435
G-101923-A1	Fresno	Open Hearth Fireplace	Gas Insert				TRUE	12/11/2020	1/21/2021	22.7	0	7%	68%	0.299465	24%	59%	0.0013	0.0000	0.0013
G-101924-A1	Kern	Open Hearth Fireplace	Gas Insert				TRUE	11/5/2020	1/5/2021	22.7	0	7%	68%	0.299465	31%	51%	0.0016	0.0000	0.0016
G-101938-A1	Fresno	Freestanding Non-Certified Wood Stove	Freestanding Certified Pellet Stove	1.4		79 Non-Catalytic	FALSE	10/30/2020	11/23/2020	29.5	2.8	54%	79%	2.09	100%	0%	0.0475	0.0031	0.0444
G-101943-A1	Fresno	Open Hearth Fireplace	Gas Insert				TRUE	12/21/2020	1/8/2021	22.7	0	7%	68%	0.299465	24%	59%	0.0013	0.0000	0.0013
G-101945-A1	Fresno	Wood-Burning Firebox	Gas Insert				TRUE	1/26/2021	2/19/2021	22.7	0	7%	68%	0.299465	24%	59%	0.0013	0.0000	0.0013
G-101948-A1	Stanislaus	Open Hearth Fireplace	Gas Insert				TRUE	12/8/2020	12/22/2020	22.7	0	7%	68%	0.299465	54%	44%	0.0028	0.0000	0.0028
G-101957-A1	Tulare	Open Hearth Fireplace	Gas Insert				TRUE	1/11/2021	2/9/2021	22.7	0	7%	68%	0.299465	53%	43%	0.0028	0.0000	0.0028
G-101989-A1	Fresno	Wood-Burning Firebox	Gas Insert				TRUE	12/15/2020	1/5/2021	22.7	0	7%	68%	0.299465	24%	59%	0.0013	0.0000	0.0013
G-101994-A1	Fresno	Open Hearth Fireplace	Gas Insert				TRUE	12/8/2020	1/12/2021	22.7	0	7%	68%	0.299465	24%	59%	0.0013	0.0000	0.0013
G-101995-A1	Madera	Freestanding Non-Certified Wood Stove	Freestanding Gas Stove				TRUE	11/20/2020	12/30/2020	29.5	0	54%	68%	2.61	33%	57%	0.0198	0.0000	0.0198
G-101996-A1	Madera	Wood-Burning Firebox	Certified Wood Insert	2.3		72 Non-Catalytic	FALSE	11/3/2020	12/1/2020	22.7	4.6	7%	72%	0.299465	100%	0%	0.0052	0.0001	0.0051
G-102001-A1	Kern	Open Hearth Fireplace	Gas Fireplace				TRUE	11/20/2020	12/9/2020	22.7	0	7%	68%	0.299465	31%	51%	0.0016	0.0000	0.0016
G-102011-A1	Kern	Open Hearth Fireplace	Gas Insert				TRUE	4/20/2021	5/3/2021	22.7	0	7%	68%	0.299465	31%	51%	0.0016	0.0000	0.0016
G-102015-A1	Fresno	Wood-Burning Firebox	Gas Insert				TRUE	12/3/2020	12/30/2020	22.7	0	7%	68%	0.299465	24%	59%	0.0013	0.0000	0.0013
G-102020-A1	Fresno	Wood-Burning Firebox	Gas Insert				TRUE	11/7/2020	11/24/2020	22.7	0	7%	68%	0.299465	24%	59%	0.0013	0.0000	0.0013
G-102024-A1	San Joaquin	Open Hearth Fireplace	Gas Insert				TRUE	11/18/2020	12/28/2021	22.7	0	7%	68%	0.299465	61%	38%	0.0032	0.0000	0.0032
G-102042-A1	Tulare	Wood-Burning Firebox	Gas Insert				TRUE	11/17/2020	11/24/2020	22.7	0	7%	68%	0.299465	53%	43%	0.0028	0.0000	0.0028
G-102043-A1	Kings	Wood-Burning Firebox	Gas Insert				TRUE	11/6/2020	11/19/2020	22.7	0	7%	68%	0.299465	48%	48%	0.0025	0.0000	0.0025
G-102058-A1	Fresno	Open Hearth Fireplace	Gas Insert				TRUE	8/9/2021	9/1/2021	22.7	0	7%	68%	0.299465	24%	59%	0.0013	0.0000	0.0013
G-102068-A1	San Joaquin	Open Hearth Fireplace	Gas Insert				TRUE	4/17/2021	5/12/2021	22.7	0	7%	68%	0.299465	61%	38%	0.0032	0.0000	0.0032
G-102077-A1	Kern	Open Hearth Fireplace	Gas Insert				TRUE	11/3/2020	12/10/2020	22.7	0	7%	68%	0.299465	31%	51%	0.0016	0.0000	0.0016
G-102078-A1	San Joaquin	Open Hearth Fireplace	Gas Insert				TRUE	1/9/2021	1/21/2021	22.7	0	7%	68%	0.299465	61%	38%	0.0032	0.0000	0.0032
G-102079-A1	Madera	Wood-Burning Firebox	Gas Insert				TRUE	11/7/2020	11/23/2020	22.7	0	7%	68%	0.299465	33%	57%	0.0017	0.0000	0.0017
G-102080-A1	Madera	Open Hearth Fireplace	Gas Insert				TRUE	12/11/2020	12/29/2020	22.7	0	7%	68%	0.299465	33%	57%	0.0017	0.0000	0.0017
G-102083-A1	Fresno	Open Hearth Fireplace	Gas Insert				TRUE	12/2/2020	1/12/2021	22.7	0	7%	68%	0.299465	24%	59%	0.0013	0.0000	0.0013
G-102084-A1	Tulare	Non-Certified Wood Insert	Gas Insert				TRUE	1/4/2021	1/12/2021	29.5	0	54%	68%	2.1	53%	43%	0.0254	0.0000	0.0254
G-102085-A1	Stanislaus	Open Hearth Fireplace	Gas Insert				TRUE	11/13/2020	11/24/2020	22.7	0	7%	68%	0.299465	54%	44%	0.0028	0.0000	0.0028
G-102086-A1	Tulare	Open Hearth Fireplace	Gas Insert				TRUE	11/16/2020	12/9/2020	22.7	0	7%	68%	0.299465	53%	43%	0.0028	0.0000	0.0028
G-102087-A1	San Joaquin	Open Hearth Fireplace	Gas Insert				TRUE	12/10/2020	1/12/2021	22.7	0	7%	68%	0.299465	61%	38%	0.0032	0.0000	0.0032
G-102088-A1	Madera	Open Hearth Fireplace	Certified Wood Insert	1.3		70 Non-Catalytic	FALSE	12/6/2020	1/11/2021	22.7	2.6	7%	70%	0.299465	100%	0%	0.0052	0.0001	0.0052
G-102090-A1	San Joaquin	Open Hearth Fireplace	Gas Insert				TRUE	12/2/2020	1/22/2021	22.7	0	7%	68%	0.299465	61%	38%	0.0032	0.0000	0.0032
G-102091-A1	Stanislaus	Open Hearth Fireplace	Gas Insert				TRUE	2/12/2021	3/4/2021	22.7	0	7%	68%	0.299465	54%	44%	0.0028	0.0000	0.0028
G-102092-A1	Tulare	Open Hearth Fireplace	Gas Insert				FALSE	11/18/2020	12/3/2020	22.7	0	7%	68%	0.299465	100%	0%	0.0052	0.0000	0.0052
G-102093-A1	Fresno	Open Hearth Fireplace	Gas Insert				TRUE	11/14/2020	11/24/2020	22.7	0	7%	68%	0.299465	24%	59%	0.0013	0.0000	0.0013
G-102094-A1	Kings	Open Hearth Fireplace	Gas Insert				TRUE	12/5/2020	12/17/2020	22.7	0	7%	68%	0.299465	48%	48%	0.0025	0.0000	0.0025
G-102095-A1	Kern	Open Hearth Fireplace	Gas Insert				TRUE	11/5/2020	2/3/2021	22.7	0	7%	68%	0.299465	31%	51%	0.0016	0.0000	0.0016
G-102096-A1	Kern	Wood-Burning Firebox	Gas Insert				TRUE	11/2/2020	12/9/2020	22.7	0	7%	68%	0.299465	31%	51%	0.0016	0.0000	0.0016
G-102102-A1	Fresno	Open Hearth Fireplace	Gas Insert				TRUE	12/3/2020	12/17/2020	22.7	0	7%	68%	0.299465	24%	59%	0.0013	0.0000	0.0013
G-102104-A1	Fresno	Open Hearth Fireplace	Gas Insert				TRUE	2/26/2021	3/18/2021	22.7	0	7%	68%	0.299465	24%	59%	0.0013	0.0000	0.0013
G-102106-A1	San Joaquin	Open Hearth Fireplace	Gas Insert				TRUE	12/11/2020	12/22/2020	22.7	0	7%	68%	0.299465	61%	38%	0.0032	0.0000	0.0032
G-102107-A1	Kern	Open Hearth Fireplace	Gas Insert				TRUE	3/5/2021	3/19/2021	22.7	0	7%	68%	0.299465	31%	51%	0.0016	0.0000	0.0016
G-102108-A1	Stanislaus	Open Hearth Fireplace	Gas Insert				TRUE	12/16/2020	1/11/2021	22.7	0	7%	68%	0.299465	54%	44%	0.0028	0.0000	0.0028
G-102109-A1	San Joaquin	Open Hearth Fireplace	Gas Insert				TRUE	11/14/2020	12/30/2020	22.7	0	7%	68%	0.299465	61%	38%	0.0032	0.0000	0.0032
G-102110-A1	Kern	Open Hearth Fireplace	Gas Insert				TRUE	11/5/2020	12/10/2020	22.7	0	7%	68%	0.299465	31%	51%	0.0016	0.0000	0.0016
G-102111-A1	Kern	Wood-Burning Firebox	Gas Insert				TRUE	12/3/2020	1/11/2021	22.7	0	7%	68%	0.299465	31%	51%	0.0016	0.0000	0.0016
G-102112-A1	San Joaquin	Open Hearth Fireplace	Gas Insert				TRUE	12/10/2020	1/5/2021	22.7	0	7%	68%	0.299465	61%	38%	0.0032	0.0000	0.0032
G-102113-A1	Stanislaus	Open Hearth Fireplace	Gas Insert				TRUE	12/11/2020	1/5/2021	22.7	0	7%	68%	0.299465	54%	44%	0.0028	0.0000	0.0028
G-102114-A1	San Joaquin	Non-Certified Wood Insert	Gas Insert				TRUE	12/1/2020	12/17/2020	29									

SAN JOAQUIN VALLEY UNIFIED AIR POLLUTION CONTROL DISTRICT

2021 Annual Demonstration Report

August 31, 2022

Contract#	County	OldDeviceType	NewDeviceType	EmissionRating	OverallEfficiency	DeviceSubtype	PipedNatGa	InstallDate	ClaimDate	Emission Factor		Efficiency		FuelUse	Non-Curtailment %		Emissions (tpy PM2.5)		
										EF_Old	EF_New	Eff_Old	Eff_New		B_all	B_reg	Before	After	Reduction
G-102264-A1	San Joaquin	Open Hearth Fireplace	Gas Insert				TRUE	11/11/2020	11/24/2020	22.7	0	7%	68%	0.299465	61%	38%	0.0032	0.0000	0.0032
G-102266-A1	Fresno	Open Hearth Fireplace	Gas Insert				TRUE	12/7/2020	12/17/2020	22.7	0	7%	68%	0.299465	24%	59%	0.0013	0.0000	0.0013
G-102277-A1	Fresno	Open Hearth Fireplace	Certified Pellet Insert	0.49		63	FALSE	11/7/2020	11/19/2020	22.7	0.98	7%	63%	0.299465	100%	0%	0.0052	0.0000	0.0052
G-102292-A1	Kern	Open Hearth Fireplace	Gas Insert				TRUE	11/25/2020	12/15/2020	22.7	0	7%	68%	0.299465	31%	51%	0.0016	0.0000	0.0016
G-102294-A1	Tulare	Open Hearth Fireplace	Certified Wood Insert	2.3		72 Non-Catalytic	TRUE	11/11/2020	7/15/2021	22.7	4.6	7%	72%	0.299465	53%	43%	0.0028	0.0001	0.0027
G-102295-A1	Kern	Wood-Burning Firebox	Gas Insert				TRUE	11/10/2020	12/10/2020	22.7	0	7%	68%	0.299465	31%	51%	0.0016	0.0000	0.0016
G-102297-A1	Tulare	Open Hearth Fireplace	Gas Insert				TRUE	12/4/2020	1/6/2021	22.7	0	7%	68%	0.299465	53%	43%	0.0028	0.0000	0.0028
G-102298-A1	Fresno	Non-Certified Wood Insert	Gas Insert				TRUE	12/20/2020	6/27/2021	29.5	0	54%	68%	2.1	24%	59%	0.0115	0.0000	0.0115
G-102302-A1	Fresno	Open Hearth Fireplace	Gas Insert				TRUE	12/31/2020	1/21/2021	22.7	0	7%	68%	0.299465	24%	59%	0.0013	0.0000	0.0013
G-102307-A1	Fresno	Non-Certified Wood Insert	Gas Insert				TRUE	12/20/2020	1/6/2021	29.5	0	54%	68%	2.1	24%	59%	0.0115	0.0000	0.0115
G-102309-A1	San Joaquin	Wood-Burning Firebox	Gas Insert				TRUE	12/17/2020	2/9/2021	22.7	0	7%	68%	0.299465	61%	38%	0.0032	0.0000	0.0032
G-102314-A1	Stanislaus	Wood-Burning Firebox	Gas Insert				TRUE	12/12/2020	1/11/2021	22.7	0	7%	68%	0.299465	54%	44%	0.0028	0.0000	0.0028
G-102318-A1	Fresno	Wood-Burning Firebox	Gas Insert				TRUE	11/24/2020	12/17/2020	22.7	0	7%	68%	0.299465	24%	59%	0.0013	0.0000	0.0013
G-102319-A1	Fresno	Certified Wood Insert	Gas Insert				TRUE	12/12/2020	8/6/2021	14.5785	0	68%	68%	2.1	24%	59%	0.0057	0.0000	0.0057
G-102324-A1	Madera	Wood-Burning Firebox	Gas Insert				FALSE	12/3/2020	12/22/2020	22.7	0	7%	68%	0.299465	100%	0%	0.0052	0.0000	0.0052
G-102325-A1	Fresno	Open Hearth Fireplace	Gas Insert				TRUE	12/31/2020	2/2/2021	22.7	0	7%	68%	0.299465	24%	59%	0.0013	0.0000	0.0013
G-102326-A1	Stanislaus	Open Hearth Fireplace	Gas Insert				TRUE	11/11/2020	11/23/2020	22.7	0	7%	68%	0.299465	54%	44%	0.0028	0.0000	0.0028
G-102327-A1	Kern	Wood-Burning Firebox	Gas Insert				TRUE	12/4/2020	12/17/2020	22.7	0	7%	68%	0.299465	31%	51%	0.0016	0.0000	0.0016
G-102332-A1	Fresno	Wood-Burning Firebox	Gas Insert				TRUE	5/12/2021	6/8/2021	22.7	0	7%	68%	0.299465	24%	59%	0.0013	0.0000	0.0013
G-102333-A1	Fresno	Open Hearth Fireplace	Gas Insert				TRUE	12/5/2020	1/5/2021	22.7	0	7%	68%	0.299465	24%	59%	0.0013	0.0000	0.0013
G-102335-A1	Kern	Open Hearth Fireplace	Gas Insert				TRUE	11/11/2020	12/3/2020	22.7	0	7%	68%	0.299465	31%	51%	0.0016	0.0000	0.0016
G-102337-A1	Fresno	Open Hearth Fireplace	Gas Insert				TRUE	11/5/2020	12/1/2020	22.7	0	7%	68%	0.299465	24%	59%	0.0013	0.0000	0.0013
G-102341-A1	Merced	Open Hearth Fireplace	Gas Insert				TRUE	1/20/2021	3/3/2021	22.7	0	7%	68%	0.299465	68%	32%	0.0035	0.0000	0.0035
G-102347-A1	Fresno	Non-Certified Wood Insert	Gas Insert				TRUE	11/2/2020	11/23/2020	29.5	0	54%	68%	2.1	24%	59%	0.0115	0.0000	0.0115
G-102350-A1	Kern	Open Hearth Fireplace	Gas Insert				TRUE	11/5/2020	12/22/2020	22.7	0	7%	68%	0.299465	31%	51%	0.0016	0.0000	0.0016
G-102351-A1	Kern	Open Hearth Fireplace	Gas Insert				TRUE	11/7/2020	12/22/2020	22.7	0	7%	68%	0.299465	31%	51%	0.0016	0.0000	0.0016
G-102353-A1	Kern	Wood-Burning Firebox	Gas Insert				TRUE	11/24/2020	12/17/2020	22.7	0	7%	68%	0.299465	31%	51%	0.0016	0.0000	0.0016
G-102354-A1	Kern	Wood-Burning Firebox	Gas Fireplace				TRUE	11/30/2020	2/22/2021	22.7	0	7%	68%	0.299465	31%	51%	0.0016	0.0000	0.0016
G-102357-A1	Kern	Wood-Burning Firebox	Gas Insert				TRUE	1/21/2021	3/19/2021	22.7	0	7%	68%	0.299465	31%	51%	0.0016	0.0000	0.0016
G-102358-A1	Kern	Wood-Burning Firebox	Gas Insert				TRUE	11/18/2020	1/11/2021	22.7	0	7%	68%	0.299465	31%	51%	0.0016	0.0000	0.0016
G-102360-A1	Kern	Open Hearth Fireplace	Gas Insert				TRUE	12/31/2020	1/21/2021	22.7	0	7%	68%	0.299465	31%	51%	0.0016	0.0000	0.0016
G-102366-A1	Fresno	Open Hearth Fireplace	Gas Insert				TRUE	12/7/2020	1/6/2021	22.7	0	7%	68%	0.299465	24%	59%	0.0013	0.0000	0.0013
G-102367-A1	Tulare	Open Hearth Fireplace	Gas Insert				TRUE	3/18/2021	4/21/2021	22.7	0	7%	68%	0.299465	53%	43%	0.0028	0.0000	0.0028
G-102368-A1	Fresno	Open Hearth Fireplace	Gas Insert				TRUE	11/27/2020	12/16/2020	22.7	0	7%	68%	0.299465	24%	59%	0.0013	0.0000	0.0013
G-102371-A1	Tulare	Non-Certified Wood Insert	Gas Insert				FALSE	12/18/2020	1/11/2021	29.5	0	54%	68%	2.1	100%	0%	0.0477	0.0000	0.0477
G-102381-A1	Fresno	Open Hearth Fireplace	Gas Insert				TRUE	11/23/2020	12/14/2020	22.7	0	7%	68%	0.299465	24%	59%	0.0013	0.0000	0.0013
G-102383-A1	Fresno	Freestanding Non-Certified Wood Stove	Freestanding Certified Wood Stove	2		72 Non-Catalytic	FALSE	12/14/2020	1/12/2021	29.5	4	54%	72%	2.09	100%	0%	0.0475	0.0048	0.0426
G-102384-A1	Kern	Open Hearth Fireplace	Gas Insert				TRUE	1/5/2021	3/4/2021	22.7	0	7%	68%	0.299465	31%	51%	0.0016	0.0000	0.0016
G-102398-A1	San Joaquin	Open Hearth Fireplace	Gas Insert				TRUE	11/12/2020	12/2/2020	22.7	0	7%	68%	0.299465	61%	38%	0.0032	0.0000	0.0032
G-102400-A1	Fresno	Non-Certified Wood Insert	Gas Insert				TRUE	11/19/2020	12/14/2020	29.5	0	54%	68%	2.1	24%	59%	0.0115	0.0000	0.0115
G-102401-A1	Fresno	Non-Certified Wood Insert	Gas Insert				TRUE	11/17/2020	4/1/2021	29.5	0	54%	68%	2.1	24%	59%	0.0115	0.0000	0.0115
G-102402-A1	Fresno	Wood-Burning Firebox	Gas Insert				TRUE	11/18/2020	12/2/2020	22.7	0	7%	68%	0.299465	24%	59%	0.0013	0.0000	0.0013
G-102403-A1	Fresno	Wood-Burning Firebox	Gas Insert				TRUE	11/13/2020	12/3/2020	22.7	0	7%	68%	0.299465	24%	59%	0.0013	0.0000	0.0013
G-102405-A1	San Joaquin	Open Hearth Fireplace	Gas Insert				TRUE	11/18/2020	12/1/2020	22.7	0	7%	68%	0.299465	61%	38%	0.0032	0.0000	0.0032
G-102407-A1	Stanislaus	Open Hearth Fireplace	Gas Insert				TRUE	11/13/2020	12/3/2020	22.7	0	7%	68%	0.299465	54%	44%	0.0028	0.0000	0.0028
G-102408-A1	Fresno	Non-Certified Wood Insert	Certified Wood Insert	2.3		72 Non-Catalytic	FALSE	1/8/2021	2/2/2021	29.5	4.6	54%	72%	2.1	100%	0%	0.0477	0.0056	0.0421
G-102409-A1	Fresno	Non-Certified Wood Insert	Gas Insert				TRUE	5/5/2021	6/8/2021	29.5	0	54%	68%	2.1	24%	59%	0.0115	0.0000	0.0115
G-102410-A1	Stanislaus	Wood-Burning Firebox	Certified Wood Insert	1.9		72 Non-Catalytic	TRUE	11/20/2020	12/2/2020	22.7	3.8	7%	72%	0.299465	54%	44%	0.0028	0.0001	0.0028
G-102414-A1	Tulare	Open Hearth Fireplace	Gas Insert				FALSE	11/18/2020	12/14/2020	22.7	0	7%	68%	0.299465	100%	0%	0.0052	0.0000	0.0052
G-102415-A1	Tulare	Wood-Burning Firebox	Gas Insert				TRUE	1/27/2021	2/10/2021	22.7	0	7%	68%	0.299465	53%	43%	0.0028	0.0000	0.0028
G-102416-A1	Stanislaus	Wood-Burning Firebox	Gas Insert				TRUE	1/6/2021	2/2/2021	22.7	0	7%	68%	0.299465	54%	44%	0.0028	0.0000	0.0028
G-102418-A1	Madera	Open Hearth Fireplace	Gas Insert				FALSE	11/19/2020	12/2/2020	22.7	0	7%	68%	0.299465	100%	0%	0.0052	0.0000	0.0052
G-102419-A1	Fresno	Wood-Burning Firebox	Gas Insert				TRUE	11/9/2020	11/23/2020	22.7	0	7%	68%	0.299465	24%	59%	0.0013	0.0000	0.0013
G-102420-A1	Fresno	Wood-Burning Firebox	Gas Insert				TRUE	11/6/2020	11/23/2020	22.7	0	7%	68%	0.299465	24%	59%	0.0013	0.0000	0.0013
G-102427-A1	Kern	Open Hearth Fireplace	Gas Insert				TRUE	1/4/2021	1/12/2021	22.7	0	7%	68%	0.299465	31%	51%	0.0016	0.0000	0.0016
G-102429-A1	Merced	Non-Certified Pellet Insert	Certified Pellet Insert	1.1		76 Non-Catalytic	FALSE	11/24/2020	7/26/2021	2.9	2.2	68%	76%	2.1	100%	0%	0.0047	0.0032	0.0015
G-102433-A1	Fresno	Open Hearth Fireplace	Gas Insert				TRUE	12/2/2020	12/29/2020	22.7	0	7%	68%	0.299465	24%	59%	0.0013	0.0000	0.0013
G-102440-A1	Fresno	Open Hearth Fireplace	Gas Insert				TRUE	12/19/2020	1/11/2021	22.7	0	7%	68%	0.299465	24%	59%	0.0013	0.0000	0.0013
G-102445-A1	Kern	Open Hearth Fireplace	Gas Insert				TRUE	12/18/2020	1/11/2021	22.7	0	7%	68%	0.299465	31%	51%	0.0016	0.0000	0.0016
G-102446-A1	Fresno	Open Hearth Fireplace	Gas Insert				TRUE	12/5/2020	12/17/2020	22.7	0	7%	68%	0.299465	24%	59%	0.0		

SAN JOAQUIN VALLEY UNIFIED AIR POLLUTION CONTROL DISTRICT

2021 Annual Demonstration Report

August 31, 2022

Contract#	County	OldDeviceType	NewDeviceType	EmissionRating	OverallEfficiency	DeviceSubtype	PipedNatGa	InstallDate	ClaimDate	Emission Factor		Efficiency		FuelUse	Non-Curtailment %		Emissions (tpy PM2.5)		
										EF_Old	EF_New	Eff_Old	Eff_New		B _{all}	B _{reg}	Before	After	Reduction
G-102554-A1	Fresno	Open Hearth Fireplace	Gas Insert				TRUE	11/19/2020	12/15/2020	22.7	0	7%	68%	0.299465	24%	59%	0.0013	0.0000	0.0013
G-102559-A1	Fresno	Freestanding Non-Certified Wood Stove	Freestanding Gas Stove				TRUE	2/10/2021	2/23/2021	29.5	0	54%	68%	2.09	24%	59%	0.0115	0.0000	0.0115
G-102562-A1	San Joaquin	Wood-Burning Firebox	Gas Insert				TRUE	11/28/2020	1/12/2021	22.7	0	7%	68%	0.299465	61%	38%	0.0032	0.0000	0.0032
G-102563-A1	Kern	Non-Certified Wood Insert	Gas Insert				TRUE	12/17/2020	1/11/2021	29.5	0	54%	68%	2.1	31%	51%	0.0147	0.0000	0.0147
G-102564-A1	Kern	Wood-Burning Firebox	Gas Insert				FALSE	12/7/2020	1/11/2021	22.7	0	7%	68%	0.299465	100%	0%	0.0052	0.0000	0.0052
G-102565-A1	San Joaquin	Open Hearth Fireplace	Gas Insert				TRUE	1/28/2021	3/4/2021	22.7	0	7%	68%	0.299465	61%	38%	0.0032	0.0000	0.0032
G-102566-A1	Fresno	Open Hearth Fireplace	Gas Insert				TRUE	12/10/2020	2/2/2021	22.7	0	7%	68%	0.299465	24%	59%	0.0013	0.0000	0.0013
G-102567-A1	Madera	Freestanding Non-Certified Wood Stove	Freestanding Certified Wood Stove	1.5		71 Non-Catalytic	FALSE	12/12/2020	1/22/2021	29.5	3	54%	71%	2.61	100%	0%	0.0593	0.0046	0.0547
G-102569-A1	Fresno	Open Hearth Fireplace	Gas Insert				TRUE	11/17/2020	12/2/2020	22.7	0	7%	68%	0.299465	24%	59%	0.0013	0.0000	0.0013
G-102570-A1	Tulare	Open Hearth Fireplace	Gas Insert				TRUE	11/30/2020	12/17/2020	22.7	0	7%	68%	0.299465	53%	43%	0.0028	0.0000	0.0028
G-102572-A1	San Joaquin	Wood-Burning Firebox	Gas Fireplace				TRUE	1/8/2021	7/26/2021	22.7	0	7%	68%	0.299465	61%	38%	0.0032	0.0000	0.0032
G-102574-A1	Fresno	Wood-Burning Firebox	Gas Fireplace				TRUE	11/19/2020	12/17/2020	22.7	0	7%	68%	0.299465	24%	59%	0.0013	0.0000	0.0013
G-102577-A1	Stanislaus	Wood-Burning Firebox	Gas Insert				TRUE	12/2/2020	1/5/2021	22.7	0	7%	68%	0.299465	54%	44%	0.0028	0.0000	0.0028
G-102591-A1	Kern	Wood-Burning Firebox	Gas Fireplace				TRUE	12/12/2020	12/22/2020	22.7	0	7%	68%	0.299465	31%	51%	0.0016	0.0000	0.0016
G-102599-A1	Fresno	Open Hearth Fireplace	Gas Insert				TRUE	12/3/2020	1/6/2021	22.7	0	7%	68%	0.299465	24%	59%	0.0013	0.0000	0.0013
G-102600-A1	San Joaquin	Non-Certified Wood Insert	Certified Pellet Insert	1.8		60 Non-Catalytic	FALSE	12/22/2020	3/5/2021	29.5	3.6	54%	60%	2.1	100%	0%	0.0477	0.0052	0.0425
G-102605-A1	Fresno	Open Hearth Fireplace	Gas Insert				TRUE	2/9/2021	3/9/2021	22.7	0	7%	68%	0.299465	24%	59%	0.0013	0.0000	0.0013
G-102606-A1	Fresno	Open Hearth Fireplace	Gas Insert				TRUE	11/16/2020	12/2/2020	22.7	0	7%	68%	0.299465	24%	59%	0.0013	0.0000	0.0013
G-102632-A1	Fresno	Wood-Burning Firebox	Gas Insert				TRUE	2/10/2021	2/24/2021	22.7	0	7%	68%	0.299465	24%	59%	0.0013	0.0000	0.0013
G-102634-A1	Madera	Open Hearth Fireplace	Gas Insert				FALSE	12/11/2020	1/5/2021	22.7	0	7%	68%	0.299465	100%	0%	0.0052	0.0000	0.0052
G-102635-A1	Fresno	Open Hearth Fireplace	Gas Insert				TRUE	9/1/2021	10/1/2021	22.7	0	7%	68%	0.299465	24%	59%	0.0013	0.0000	0.0013
G-102636-A1	Kern	Open Hearth Fireplace	Gas Insert				TRUE	11/17/2020	12/3/2020	22.7	0	7%	68%	0.299465	31%	51%	0.0016	0.0000	0.0016
G-102640-A1	Madera	Wood-Burning Firebox	Gas Insert				TRUE	11/18/2020	12/9/2020	22.7	0	7%	68%	0.299465	33%	57%	0.0017	0.0000	0.0017
G-102641-A1	Tulare	Open Hearth Fireplace	Gas Insert				TRUE	11/30/2020	12/17/2020	22.7	0	7%	68%	0.299465	53%	43%	0.0028	0.0000	0.0028
G-102642-A1	Fresno	Open Hearth Fireplace	Gas Insert				TRUE	12/2/2020	12/17/2020	22.7	0	7%	68%	0.299465	24%	59%	0.0013	0.0000	0.0013
G-102656-A1	Fresno	Freestanding Non-Certified Pellet Stove	Freestanding Certified Wood Stove	5		72 Non-Catalytic	FALSE	2/2/2021	2/17/2021	2.9	10	68%	72%	2.09	100%	0%	0.0047	0.0152	-0.0105
G-102661-A1	Tulare	Wood-Burning Firebox	Gas Insert				TRUE	12/14/2020	12/29/2020	22.7	0	7%	68%	0.299465	53%	43%	0.0028	0.0000	0.0028
G-102662-A1	Madera	Non-Certified Wood Insert	Gas Insert				FALSE	4/1/2021	5/3/2021	29.5	0	54%	68%	2.1	100%	0%	0.0477	0.0000	0.0477
G-102663-A1	Tulare	Open Hearth Fireplace	Certified Wood Insert	1.3		70 Non-Catalytic	FALSE	12/14/2020	1/5/2021	22.7	2.6	7%	70%	0.299465	100%	0%	0.0052	0.0001	0.0052
G-102668-A1	Fresno	Open Hearth Fireplace	Gas Insert				TRUE	1/5/2021	3/29/2021	22.7	0	7%	68%	0.299465	24%	59%	0.0013	0.0000	0.0013
G-102671-A1	Fresno	Open Hearth Fireplace	Gas Insert				TRUE	11/21/2020	1/8/2021	22.7	0	7%	68%	0.299465	24%	59%	0.0013	0.0000	0.0013
G-102672-A1	Fresno	Open Hearth Fireplace	Gas Insert				TRUE	12/2/2020	3/19/2021	22.7	0	7%	68%	0.299465	24%	59%	0.0013	0.0000	0.0013
G-102679-A1	Kings	Open Hearth Fireplace	Gas Insert				FALSE	12/23/2020	2/9/2021	22.7	0	7%	68%	0.299465	100%	0%	0.0052	0.0000	0.0052
G-102680-A1	Tulare	Wood-Burning Firebox	Certified Pellet Insert	1.5		65 Non-Catalytic	FALSE	11/16/2020	12/16/2020	22.7	3	7%	65%	0.299465	100%	0%	0.0052	0.0001	0.0052
G-102682-A1	Fresno	Open Hearth Fireplace	Gas Insert				TRUE	1/4/2021	2/2/2021	22.7	0	7%	68%	0.299465	24%	59%	0.0013	0.0000	0.0013
G-102683-A1	Fresno	Open Hearth Fireplace	Gas Insert				TRUE	2/6/2021	2/23/2021	22.7	0	7%	68%	0.299465	24%	59%	0.0013	0.0000	0.0013
G-102686-A1	Kern	Wood-Burning Firebox	Gas Insert				TRUE	12/21/2020	1/6/2021	22.7	0	7%	68%	0.299465	31%	51%	0.0016	0.0000	0.0016
G-102690-A1	San Joaquin	Open Hearth Fireplace	Gas Insert				TRUE	1/11/2021	2/10/2021	22.7	0	7%	68%	0.299465	61%	38%	0.0032	0.0000	0.0032
G-102695-A1	Fresno	Open Hearth Fireplace	Gas Insert				TRUE	12/19/2020	1/5/2021	22.7	0	7%	68%	0.299465	24%	59%	0.0013	0.0000	0.0013
G-102697-A1	San Joaquin	Open Hearth Fireplace	Gas Insert				TRUE	1/5/2021	1/12/2021	22.7	0	7%	68%	0.299465	61%	38%	0.0032	0.0000	0.0032
G-102698-A1	Fresno	Wood-Burning Firebox	Gas Insert				TRUE	3/22/2021	6/17/2021	22.7	0	7%	68%	0.299465	24%	59%	0.0013	0.0000	0.0013
G-102700-A1	Fresno	Non-Certified Wood Insert	Gas Insert				TRUE	11/18/2020	12/2/2020	29.5	0	54%	68%	2.1	24%	59%	0.0115	0.0000	0.0115
G-102703-A1	Kern	Open Hearth Fireplace	Gas Insert				TRUE	2/7/2021	3/23/2021	22.7	0	7%	68%	0.299465	31%	51%	0.0016	0.0000	0.0016
G-102705-A1	Stanislaus	Open Hearth Fireplace	Gas Insert				TRUE	1/8/2021	2/2/2021	22.7	0	7%	68%	0.299465	54%	44%	0.0028	0.0000	0.0028
G-102708-A1	Fresno	Open Hearth Fireplace	Gas Insert				TRUE	12/19/2020	1/11/2021	22.7	0	7%	68%	0.299465	24%	59%	0.0013	0.0000	0.0013
G-102712-A1	Fresno	Open Hearth Fireplace	Gas Insert				TRUE	12/3/2020	1/6/2021	22.7	0	7%	68%	0.299465	24%	59%	0.0013	0.0000	0.0013
G-102714-A1	Fresno	Open Hearth Fireplace	Gas Insert				TRUE	12/12/2020	12/30/2020	22.7	0	7%	68%	0.299465	24%	59%	0.0013	0.0000	0.0013
G-102723-A1	Fresno	Open Hearth Fireplace	Gas Insert				TRUE	11/20/2020	12/15/2020	22.7	0	7%	68%	0.299465	24%	59%	0.0013	0.0000	0.0013
G-102726-A1	Fresno	Wood-Burning Firebox	Gas Insert				TRUE	2/9/2021	2/24/2021	22.7	0	7%	68%	0.299465	24%	59%	0.0013	0.0000	0.0013
G-102727-A1	Tulare	Open Hearth Fireplace	Gas Insert				TRUE	6/11/2021	7/20/2021	22.7	0	7%	68%	0.299465	53%	43%	0.0028	0.0000	0.0028
G-102729-A1	Fresno	Open Hearth Fireplace	Gas Insert				TRUE	1/19/2021	3/4/2021	22.7	0	7%	68%	0.299465	24%	59%	0.0013	0.0000	0.0013
G-102730-A1	Fresno	Wood-Burning Firebox	Gas Fireplace				TRUE	11/25/2020	2/10/2021	22.7	0	7%	68%	0.299465	24%	59%	0.0013	0.0000	0.0013
G-102731-A1	Fresno	Wood-Burning Firebox	Gas Insert				TRUE	3/15/2021	3/23/2021	22.7	0	7%	68%	0.299465	24%	59%	0.0013	0.0000	0.0013
G-102738-A1	Kern	Open Hearth Fireplace	Gas Insert				TRUE	12/17/2020	1/5/2021	22.7	0	7%	68%	0.299465	31%	51%	0.0016	0.0000	0.0016
G-102741-A1	Fresno	Non-Certified Pellet Insert	Gas Insert				FALSE	11/28/2020	12/15/2020	2.9	0	68%	68%	2.1	100%	0%	0.0047	0.0000	0.0047
G-102742-A1	Fresno	Open Hearth Fireplace	Gas Insert				TRUE	11/30/2020	12/16/2020	22.7	0	7%	68%	0.299465	24%	59%	0.0013	0.0000	0.0013
G-102743-A1	Fresno	Wood-Burning Firebox	Gas Insert				TRUE	11/20/2020	1/5/2021	22.7	0	7%	68%	0.299465	24%	59%	0.0013	0.0000	0.0013
G-102744-A1	Kern	Open Hearth Fireplace	Gas Insert				TRUE	12/9/2020	1/5/2021	22.7	0	7%	68%	0.299465	31%	51%	0.0016	0.0000	0.0016
G-102745-A1	San Joaquin	Wood-Burning Firebox	Gas Insert				TRUE	1/19/2021	7/21/2021	22.7	0	7%	68%	0.299465	61%	38%	0.0032	0.0000	0.0032
G-102746-A1	Fresno	Wood-Burning Firebox	Gas Insert				TRUE	1/24/2021	2/19/2021	22.7	0	7%	68%	0.299465	24%	59%	0.0013		

SAN JOAQUIN VALLEY UNIFIED AIR POLLUTION CONTROL DISTRICT

2021 Annual Demonstration Report

August 31, 2022

Contract#	County	OldDeviceType	NewDeviceType	EmissionRating	OverallEfficiency	DeviceSubtype	PipedNatGa	InstallDate	ClaimDate	Emission Factor		Efficiency		FuelUse	Non-Curtailment %		Emissions (tpy PM2.5)		
										EF_Old	EF_New	Eff_Old	Eff_New		B_all	B_reg	Before	After	Reduction
G-102798-A1	Fresno	Wood-Burning Firebox	Gas Insert				TRUE	12/24/2020	1/11/2021	22.7	0	7%	68%	0.299465	24%	59%	0.0013	0.0000	0.0013
G-102803-A1	Fresno	Open Hearth Fireplace	Gas Insert				TRUE	11/30/2020	12/16/2020	22.7	0	7%	68%	0.299465	24%	59%	0.0013	0.0000	0.0013
G-102812-A1	San Joaquin	Open Hearth Fireplace	Gas Insert				TRUE	12/5/2020	1/11/2021	22.7	0	7%	68%	0.299465	61%	38%	0.0032	0.0000	0.0032
G-102815-A1	Fresno	Wood-Burning Firebox	Gas Insert				TRUE	12/23/2020	1/21/2021	22.7	0	7%	68%	0.299465	24%	59%	0.0013	0.0000	0.0013
G-102816-A1	San Joaquin	Non-Certified Wood Insert	Gas Insert				TRUE	6/12/2021	9/15/2021	29.5	0	54%	68%	2.1	61%	38%	0.0290	0.0000	0.0290
G-102817-A1	Fresno	Open Hearth Fireplace	Gas Insert				TRUE	2/1/2021	2/11/2021	22.7	0	7%	68%	0.299465	24%	59%	0.0013	0.0000	0.0013
G-102818-A1	Fresno	Open Hearth Fireplace	Gas Insert				TRUE	11/25/2020	12/14/2020	22.7	0	7%	68%	0.299465	24%	59%	0.0013	0.0000	0.0013
G-102819-A1	Fresno	Open Hearth Fireplace	Gas Insert				TRUE	12/17/2020	1/11/2021	22.7	0	7%	68%	0.299465	24%	59%	0.0013	0.0000	0.0013
G-102821-A1	Merced	Open Hearth Fireplace	Certified Wood Insert	0.72		81 Hybrid	FALSE	12/28/2020	1/12/2021	22.7	1.44	7%	81%	0.299465	100%	0%	0.0052	0.0000	0.0052
G-102822-A1	Fresno	Open Hearth Fireplace	Gas Insert				TRUE	11/21/2020	1/6/2021	22.7	0	7%	68%	0.299465	24%	59%	0.0013	0.0000	0.0013
G-102823-A1	Fresno	Open Hearth Fireplace	Gas Insert				TRUE	12/2/2020	12/17/2020	22.7	0	7%	68%	0.299465	24%	59%	0.0013	0.0000	0.0013
G-102824-A1	Madera	Open Hearth Fireplace	Gas Insert				FALSE	12/10/2020	1/12/2021	22.7	0	7%	68%	0.299465	100%	0%	0.0052	0.0000	0.0052
G-102825-A1	Fresno	Non-Certified Wood Insert	Gas Insert				TRUE	11/23/2020	12/14/2020	29.5	0	54%	68%	2.1	24%	59%	0.0115	0.0000	0.0115
G-102826-A1	Fresno	Wood-Burning Firebox	Gas Insert				FALSE	5/10/2021	6/17/2021	22.7	0	7%	68%	0.299465	100%	0%	0.0052	0.0000	0.0052
G-102827-A1	San Joaquin	Wood-Burning Firebox	Gas Insert				TRUE	12/9/2020	1/8/2021	22.7	0	7%	68%	0.299465	61%	38%	0.0032	0.0000	0.0032
G-102828-A1	Fresno	Open Hearth Fireplace	Gas Insert				TRUE	12/3/2020	12/16/2020	22.7	0	7%	68%	0.299465	24%	59%	0.0013	0.0000	0.0013
G-102830-A1	Fresno	Wood-Burning Firebox	Gas Insert				TRUE	12/3/2020	12/17/2020	22.7	0	7%	68%	0.299465	24%	59%	0.0013	0.0000	0.0013
G-102831-A1	Fresno	Wood-Burning Firebox	Gas Insert				TRUE	11/23/2020	12/15/2020	22.7	0	7%	68%	0.299465	24%	59%	0.0013	0.0000	0.0013
G-102832-A1	Fresno	Wood-Burning Firebox	Gas Insert				TRUE	11/17/2020	12/16/2020	22.7	0	7%	68%	0.299465	24%	59%	0.0013	0.0000	0.0013
G-102833-A1	Fresno	Wood-Burning Firebox	Gas Insert				TRUE	12/15/2020	1/12/2021	22.7	0	7%	68%	0.299465	24%	59%	0.0013	0.0000	0.0013
G-102835-A1	Fresno	Wood-Burning Firebox	Gas Insert				TRUE	12/1/2020	12/16/2020	22.7	0	7%	68%	0.299465	24%	59%	0.0013	0.0000	0.0013
G-102841-A1	Fresno	Open Hearth Fireplace	Gas Insert				TRUE	12/31/2020	1/12/2021	22.7	0	7%	68%	0.299465	24%	59%	0.0013	0.0000	0.0013
G-102842-A1	Stanislaus	Open Hearth Fireplace	Gas Insert				TRUE	5/27/2021	6/17/2021	22.7	0	7%	68%	0.299465	54%	44%	0.0028	0.0000	0.0028
G-102843-A1	Kern	Open Hearth Fireplace	Gas Insert				TRUE	12/18/2020	1/21/2021	22.7	0	7%	68%	0.299465	31%	51%	0.0016	0.0000	0.0016
G-102846-A1	Fresno	Open Hearth Fireplace	Gas Insert				TRUE	1/7/2021	1/22/2021	22.7	0	7%	68%	0.299465	24%	59%	0.0013	0.0000	0.0013
G-102848-A1	Kern	Wood-Burning Firebox	Gas Insert				TRUE	1/2/2021	1/20/2021	22.7	0	7%	68%	0.299465	31%	51%	0.0016	0.0000	0.0016
G-102849-A1	Fresno	Open Hearth Fireplace	Gas Insert				TRUE	1/21/2021	2/9/2021	22.7	0	7%	68%	0.299465	24%	59%	0.0013	0.0000	0.0013
G-102850-A1	Fresno	Open Hearth Fireplace	Gas Insert				TRUE	2/24/2021	4/13/2021	22.7	0	7%	68%	0.299465	24%	59%	0.0013	0.0000	0.0013
G-102851-A1	Kern	Wood-Burning Firebox	Gas Insert				TRUE	1/25/2021	3/1/2021	22.7	0	7%	68%	0.299465	31%	51%	0.0016	0.0000	0.0016
G-102853-A1	Merced	Open Hearth Fireplace	Gas Insert				TRUE	12/10/2020	12/22/2020	22.7	0	7%	68%	0.299465	68%	32%	0.0035	0.0000	0.0035
G-102855-A1	Merced	Non-Certified Wood Insert	Certified Wood Insert	1.8		74 Non-Catalytic	TRUE	11/23/2020	12/17/2020	29.5	3.6	54%	74%	2.1	68%	32%	0.0322	0.0031	0.0291
G-102861-A1	Fresno	Open Hearth Fireplace	Gas Insert				TRUE	11/28/2020	12/14/2020	22.7	0	7%	68%	0.299465	24%	59%	0.0013	0.0000	0.0013
G-102862-A1	Kern	Non-Certified Wood Insert	Gas Insert				TRUE	12/1/2020	1/21/2021	29.5	0	54%	68%	2.1	31%	51%	0.0147	0.0000	0.0147
G-102864-A1	Tulare	Open Hearth Fireplace	Gas Insert				TRUE	11/26/2020	12/14/2020	22.7	0	7%	68%	0.299465	53%	43%	0.0028	0.0000	0.0028
G-102865-A1	Kern	Open Hearth Fireplace	Gas Insert				TRUE	11/25/2020	12/14/2020	22.7	0	7%	68%	0.299465	31%	51%	0.0016	0.0000	0.0016
G-102868-A1	Fresno	Open Hearth Fireplace	Gas Insert				TRUE	12/14/2020	12/22/2020	22.7	0	7%	68%	0.299465	24%	59%	0.0013	0.0000	0.0013
G-102870-A1	Fresno	Open Hearth Fireplace	Gas Insert				TRUE	11/23/2020	12/17/2020	22.7	0	7%	68%	0.299465	24%	59%	0.0013	0.0000	0.0013
G-102875-A1	San Joaquin	Open Hearth Fireplace	Gas Insert				TRUE	1/13/2021	2/3/2021	22.7	0	7%	68%	0.299465	61%	38%	0.0032	0.0000	0.0032
G-102877-A1	Tulare	Open Hearth Fireplace	Gas Insert				TRUE	11/24/2020	12/14/2020	22.7	0	7%	68%	0.299465	53%	43%	0.0028	0.0000	0.0028
G-102884-A1	Tulare	Open Hearth Fireplace	Gas Insert				TRUE	12/4/2020	12/16/2020	22.7	0	7%	68%	0.299465	53%	43%	0.0028	0.0000	0.0028
G-102887-A1	Tulare	Open Hearth Fireplace	Gas Insert				TRUE	11/30/2020	12/14/2020	22.7	0	7%	68%	0.299465	53%	43%	0.0028	0.0000	0.0028
G-102888-A1	Tulare	Open Hearth Fireplace	Gas Insert				TRUE	1/20/2021	2/9/2021	22.7	0	7%	68%	0.299465	53%	43%	0.0028	0.0000	0.0028
G-102889-A1	Fresno	Non-Certified Wood Insert	Certified Pellet Insert	1.5		65 Non-Catalytic	FALSE	11/21/2020	1/22/2021	29.5	3	54%	65%	2.1	100%	0%	0.0477	0.0040	0.0437
G-102890-A1	San Joaquin	Wood-Burning Firebox	Gas Insert				TRUE	2/12/2021	4/15/2021	22.7	0	7%	68%	0.299465	61%	38%	0.0032	0.0000	0.0032
G-102891-A1	Fresno	Open Hearth Fireplace	Gas Insert				TRUE	11/25/2020	1/12/2021	22.7	0	7%	68%	0.299465	24%	59%	0.0013	0.0000	0.0013
G-102899-A1	Fresno	Wood-Burning Firebox	Gas Insert				TRUE	12/12/2020	12/30/2020	22.7	0	7%	68%	0.299465	24%	59%	0.0013	0.0000	0.0013
G-102900-A1	Fresno	Open Hearth Fireplace	Gas Insert				TRUE	12/1/2020	12/30/2020	22.7	0	7%	68%	0.299465	24%	59%	0.0013	0.0000	0.0013
G-102901-A1	Fresno	Open Hearth Fireplace	Gas Insert				TRUE	12/7/2020	12/30/2020	22.7	0	7%	68%	0.299465	24%	59%	0.0013	0.0000	0.0013
G-102903-A1	Tulare	Freestanding Non-Certified Wood Stove	Freestanding Gas Stove				TRUE	7/6/2021	8/11/2021	29.5	0	54%	68%	2.4	53%	43%	0.0291	0.0000	0.0291
G-102904-A1	Tulare	Open Hearth Fireplace	Gas Insert				TRUE	11/19/2020	12/10/2020	22.7	0	7%	68%	0.299465	53%	43%	0.0028	0.0000	0.0028
G-102906-A1	Fresno	Open Hearth Fireplace	Gas Insert				TRUE	11/23/2020	1/5/2021	22.7	0	7%	68%	0.299465	24%	59%	0.0013	0.0000	0.0013
G-102907-A1	Fresno	Open Hearth Fireplace	Gas Insert				TRUE	12/5/2020	2/19/2021	22.7	0	7%	68%	0.299465	24%	59%	0.0013	0.0000	0.0013
G-102921-A1	Fresno	Open Hearth Fireplace	Gas Insert				TRUE	12/11/2020	1/20/2021	22.7	0	7%	68%	0.299465	24%	59%	0.0013	0.0000	0.0013
G-102923-A1	Tulare	Wood-Burning Firebox	Gas Insert				FALSE	12/17/2020	1/20/2021	22.7	0	7%	68%	0.299465	100%	0%	0.0052	0.0000	0.0052
G-102924-A1	Madera	Non-Certified Wood Insert	Gas Insert				FALSE	11/24/2020	12/30/2020	29.5	0	54%	68%	2.1	100%	0%	0.0477	0.0000	0.0477
G-102933-A1	Fresno	Open Hearth Fireplace	Gas Insert				TRUE	3/16/2021	3/29/2021	22.7	0	7%	68%	0.299465	24%	59%	0.0013	0.0000	0.0013
G-102935-A1	Fresno	Open Hearth Fireplace	Gas Insert				TRUE	12/30/2020	1/11/2021	22.7	0	7%	68%	0.299465	24%	59%	0.0013	0.0000	0.0013
G-102940-A1	Fresno	Certified Wood Insert	Gas Insert				TRUE	12/16/2020	1/6/2021	14.5785	0	68%	68%	2.1	24%	59%	0.0057	0.0000	0.0057
G-102941-A1	Fresno	Wood-Burning Firebox	Gas Insert				TRUE	2/26/2021	3/10/2021	22.7	0	7%	68%	0.299465	24%	59%	0.0013	0.0000	0.0013
G-102943-A1	Stanislaus	Open Hearth Fireplace	Certified Pellet Insert	1.1		66 Non-Catalytic	TRUE	12/18/2020	1/20/2021	22.7	2.2	7%	66%	0.299465	54%	44%	0.0028	0.0000	0.0028
G-102944-A1	Fresno	Open Hearth Fireplace	Gas Insert				FALSE	2/9/2021	2/24/2021	22.7	0	7%	68%	0.299465	100%	0%	0.0052	0.0000	0.0052
G-102948-A1	Fresno	Wood-Burning Firebox	Gas Insert				TRUE	12/3/2020	1/8/2021	22.7	0	7%	68%	0.299465	24%	59%	0.0013	0.0000	0.0013
G-102949-A1	Madera	Freestanding Non-Certified Wood Stove	Freestanding Certified Wood Stove	1.5		77 Non-Catalytic	FALSE	2/8/2021	3/4/2021	29.5	3	54%	77%	2.61	100%	0%	0.0593	0.0042	0.0551
G-102951-A1	Fresno	Non-Certified Wood Insert	Gas Insert				FALSE	12/16/2020	3/29/2021	29.5	0	54%	68%	2.1	100%	0%	0.0477	0.0000	0.0477
G-102953-A1	Stanislaus	Open Hearth Fireplace	Gas Insert				TRUE	1/21/2021	2/10/2021	22.7	0	7%	68%	0.299465	54%	44%	0.0028	0.0000	0.0028
G-102955-A1	Fresno	Open Hearth Fireplace	Gas Insert				TRUE	12/30/2020	2/2/2021	22.7	0	7%	68%	0.299465	24%	59%	0.0013	0.0000	0.0013
G-102956-A1	Fresno	Open Hearth Fireplace	Gas Insert				TRUE	12/16/2020	1/20/2021	22.7	0	7%	68%	0.299465	24%	59%	0.0013	0.0000	0.0013
G-102957-A1	Tulare	Open Hearth Fireplace	Gas Insert				TRUE												

SAN JOAQUIN VALLEY UNIFIED AIR POLLUTION CONTROL DISTRICT

2021 Annual Demonstration Report

August 31, 2022

Contract#	County	OldDeviceType	NewDeviceType	EmissionRating	OverallEfficiency	DeviceSubtype	PipedNatGa	InstallDate	ClaimDate	Emission Factor		Efficiency		FuelUse	Non-Curtailment %		Emissions (tpy PM2.5)		
										EF_Old	EF_New	Eff_Old	Eff_New		B _{all}	B _{reg}	Before	After	Reduction
G-102991-A1	Kern	Open Hearth Fireplace	Gas Insert				TRUE	2/17/2021	3/4/2021	22.7	0	7%	68%	0.299465	31%	51%	0.0016	0.0000	0.0016
G-102992-A1	Kern	Open Hearth Fireplace	Gas Insert				TRUE	1/10/2021	2/17/2021	22.7	0	7%	68%	0.299465	31%	51%	0.0016	0.0000	0.0016
G-102994-A1	Fresno	Open Hearth Fireplace	Gas Insert				TRUE	12/29/2020	1/11/2021	22.7	0	7%	68%	0.299465	24%	59%	0.0013	0.0000	0.0013
G-102995-A1	Kern	Wood-Burning Firebox	Gas Insert				TRUE	11/30/2020	1/11/2021	22.7	0	7%	68%	0.299465	31%	51%	0.0016	0.0000	0.0016
G-103000-A1	Fresno	Wood-Burning Firebox	Gas Insert				TRUE	11/22/2020	12/2/2020	22.7	0	7%	68%	0.299465	24%	59%	0.0013	0.0000	0.0013
G-103002-A1	Kern	Open Hearth Fireplace	Gas Insert				TRUE	12/2/2020	1/20/2021	22.7	0	7%	68%	0.299465	31%	51%	0.0016	0.0000	0.0016
G-103006-A1	Fresno	Open Hearth Fireplace	Gas Insert				TRUE	11/22/2020	12/22/2020	22.7	0	7%	68%	0.299465	24%	59%	0.0013	0.0000	0.0013
G-103014-A1	Fresno	Open Hearth Fireplace	Gas Insert				TRUE	11/24/2020	12/21/2020	22.7	0	7%	68%	0.299465	24%	59%	0.0013	0.0000	0.0013
G-103021-A1	Fresno	Open Hearth Fireplace	Gas Insert				TRUE	11/19/2020	12/15/2020	22.7	0	7%	68%	0.299465	24%	59%	0.0013	0.0000	0.0013
G-103023-A1	Fresno	Non-Certified Wood Insert	Gas Insert				TRUE	2/18/2021	3/10/2021	29.5	0	54%	68%	2.1	24%	59%	0.0115	0.0000	0.0115
G-103027-A1	Fresno	Open Hearth Fireplace	Gas Insert				TRUE	12/30/2020	1/12/2021	22.7	0	7%	68%	0.299465	24%	59%	0.0013	0.0000	0.0013
G-103028-A1	Fresno	Non-Certified Wood Insert	Certified Wood Insert	1.9		78 Hybrid	FALSE	2/5/2021	8/11/2021	29.5	3.8	54%	78%	2.1	100%	0%	0.0477	0.0043	0.0434
G-103029-A1	San Joaquin	Open Hearth Fireplace	Gas Insert				TRUE	3/26/2021	4/13/2021	22.7	0	7%	68%	0.299465	61%	38%	0.0032	0.0000	0.0032
G-103030-A1	Fresno	Wood-Burning Firebox	Certified Wood Insert	1.5		69 Non-Catalytic	FALSE	4/25/2021	5/12/2021	22.7	3	7%	69%	0.299465	100%	0%	0.0052	0.0001	0.0052
G-103031-A1	Stanislaus	Open Hearth Fireplace	Gas Insert				TRUE	2/9/2021	3/4/2021	22.7	0	7%	68%	0.299465	54%	44%	0.0028	0.0000	0.0028
G-103032-A1	Fresno	Open Hearth Fireplace	Gas Insert				TRUE	1/12/2021	3/19/2021	22.7	0	7%	68%	0.299465	24%	59%	0.0013	0.0000	0.0013
G-103033-A1	Merced	Open Hearth Fireplace	Gas Insert				TRUE	12/16/2020	1/5/2021	22.7	0	7%	68%	0.299465	68%	32%	0.0035	0.0000	0.0035
G-103034-A1	Stanislaus	Open Hearth Fireplace	Gas Insert				TRUE	5/2/2021	6/17/2021	22.7	0	7%	68%	0.299465	54%	44%	0.0028	0.0000	0.0028
G-103035-A1	Stanislaus	Wood-Burning Firebox	Gas Insert				TRUE	1/7/2021	2/3/2021	22.7	0	7%	68%	0.299465	54%	44%	0.0028	0.0000	0.0028
G-103037-A1	Stanislaus	Open Hearth Fireplace	Gas Insert				TRUE	1/26/2021	2/9/2021	22.7	0	7%	68%	0.299465	54%	44%	0.0028	0.0000	0.0028
G-103039-A1	Fresno	Open Hearth Fireplace	Gas Insert				TRUE	12/28/2020	2/16/2021	22.7	0	7%	68%	0.299465	24%	59%	0.0013	0.0000	0.0013
G-103040-A1	Fresno	Open Hearth Fireplace	Gas Insert				TRUE	1/5/2021	2/1/2021	22.7	0	7%	68%	0.299465	24%	59%	0.0013	0.0000	0.0013
G-103042-A1	Fresno	Open Hearth Fireplace	Gas Insert				TRUE	12/15/2020	1/8/2021	22.7	0	7%	68%	0.299465	24%	59%	0.0013	0.0000	0.0013
G-103045-A1	Fresno	Open Hearth Fireplace	Gas Insert				TRUE	2/4/2021	3/9/2021	22.7	0	7%	68%	0.299465	24%	59%	0.0013	0.0000	0.0013
G-103046-A1	Madera	Wood-Burning Firebox	Certified Pellet Insert	0.49		63 Non-Catalytic	FALSE	11/22/2020	12/2/2020	22.7	0.98	7%	63%	0.299465	100%	0%	0.0052	0.0000	0.0052
G-103047-A1	Fresno	Open Hearth Fireplace	Gas Insert				TRUE	2/9/2021	2/24/2021	22.7	0	7%	68%	0.299465	24%	59%	0.0013	0.0000	0.0013
G-103049-A1	Madera	Non-Certified Wood Insert	Gas Insert				TRUE	12/13/2020	12/21/2020	29.5	0	54%	68%	2.1	33%	57%	0.0159	0.0000	0.0159
G-103050-A1	Kern	Wood-Burning Firebox	Gas Insert				TRUE	12/10/2020	12/22/2020	22.7	0	7%	68%	0.299465	31%	51%	0.0016	0.0000	0.0016
G-103051-A1	Fresno	Wood-Burning Firebox	Gas Insert				TRUE	1/16/2021	3/3/2021	22.7	0	7%	68%	0.299465	24%	59%	0.0013	0.0000	0.0013
G-103052-A1	Fresno	Wood-Burning Firebox	Gas Insert				TRUE	1/25/2021	2/9/2021	22.7	0	7%	68%	0.299465	24%	59%	0.0013	0.0000	0.0013
G-103053-A1	Madera	Open Hearth Fireplace	Gas Insert				TRUE	12/9/2020	2/19/2021	22.7	0	7%	68%	0.299465	33%	57%	0.0017	0.0000	0.0017
G-103056-A1	Stanislaus	Open Hearth Fireplace	Certified Pellet Insert	0.7		78 Non-Catalytic	TRUE	11/23/2020	12/14/2020	22.7	1.4	7%	78%	0.299465	54%	44%	0.0028	0.0000	0.0028
G-103060-A1	Kern	Open Hearth Fireplace	Gas Insert				TRUE	11/20/2020	12/3/2020	22.7	0	7%	68%	0.299465	31%	51%	0.0016	0.0000	0.0016
G-103061-A1	Kern	Open Hearth Fireplace	Gas Insert				TRUE	12/7/2020	1/8/2021	22.7	0	7%	68%	0.299465	31%	51%	0.0016	0.0000	0.0016
G-103062-A1	Kern	Open Hearth Fireplace	Gas Insert				TRUE	12/8/2020	1/12/2021	22.7	0	7%	68%	0.299465	31%	51%	0.0016	0.0000	0.0016
G-103067-A1	Fresno	Open Hearth Fireplace	Gas Insert				TRUE	12/12/2020	1/5/2021	22.7	0	7%	68%	0.299465	24%	59%	0.0013	0.0000	0.0013
G-103088-A1	Madera	Open Hearth Fireplace	Certified Wood Insert	1.7		74 Non-Catalytic	FALSE	12/19/2021	9/8/2021	22.7	3.4	7%	74%	0.299465	100%	0%	0.0052	0.0001	0.0052
G-103092-A1	Fresno	Wood-Burning Firebox	Gas Insert				TRUE	1/14/2021	2/19/2021	22.7	0	7%	68%	0.299465	24%	59%	0.0013	0.0000	0.0013
G-103094-A1	Fresno	Wood-Burning Firebox	Gas Insert				TRUE	1/21/2021	2/9/2021	22.7	0	7%	68%	0.299465	24%	59%	0.0013	0.0000	0.0013
G-103101-A1	Fresno	Open Hearth Fireplace	Gas Insert				TRUE	12/5/2020	1/6/2021	22.7	0	7%	68%	0.299465	24%	59%	0.0013	0.0000	0.0013
G-103103-A1	Fresno	Open Hearth Fireplace	Certified Wood Insert	2.3		72 Non-Catalytic	FALSE	12/8/2020	1/12/2021	22.7	4.6	7%	72%	0.299465	100%	0%	0.0052	0.0001	0.0051
G-103111-A1	San Joaquin	Open Hearth Fireplace	Gas Insert				TRUE	2/3/2021	3/23/2021	22.7	0	7%	68%	0.299465	61%	38%	0.0032	0.0000	0.0032
G-103112-A1	Fresno	Open Hearth Fireplace	Gas Insert				TRUE	12/1/2020	12/16/2020	22.7	0	7%	68%	0.299465	24%	59%	0.0013	0.0000	0.0013
G-103113-A1	Stanislaus	Open Hearth Fireplace	Certified Wood Insert	1.7		73 Non-Catalytic	FALSE	5/3/2021	7/21/2021	22.7	3.4	7%	73%	0.299465	100%	0%	0.0052	0.0001	0.0052
G-103114-A1	Stanislaus	Open Hearth Fireplace	Gas Insert				TRUE	1/18/2021	2/22/2021	22.7	0	7%	68%	0.299465	54%	44%	0.0028	0.0000	0.0028
G-103115-A1	Fresno	Wood-Burning Firebox	Gas Insert				TRUE	12/18/2020	1/20/2021	22.7	0	7%	68%	0.299465	24%	59%	0.0013	0.0000	0.0013
G-103117-A1	Fresno	Open Hearth Fireplace	Gas Insert				TRUE	10/11/2021	10/15/2021	22.7	0	7%	68%	0.299465	24%	59%	0.0013	0.0000	0.0013
G-103118-A1	Fresno	Open Hearth Fireplace	Gas Fireplace				TRUE	5/6/2021	6/27/2021	22.7	0	7%	68%	0.299465	24%	59%	0.0013	0.0000	0.0013
G-103119-A1	Fresno	Open Hearth Fireplace	Gas Insert				TRUE	12/3/2020	12/17/2020	22.7	0	7%	68%	0.299465	24%	59%	0.0013	0.0000	0.0013
G-103121-A1	Fresno	Open Hearth Fireplace	Gas Insert				TRUE	1/11/2021	2/2/2021	22.7	0	7%	68%	0.299465	24%	59%	0.0013	0.0000	0.0013
G-103122-A1	Fresno	Open Hearth Fireplace	Gas Insert				TRUE	3/10/2021	4/13/2021	22.7	0	7%	68%	0.299465	24%	59%	0.0013	0.0000	0.0013
G-103123-A1	Fresno	Certified Wood Insert	Gas Insert				TRUE	2/1/2021	2/16/2021	14.5785	0	68%	68%	2.1	24%	59%	0.0057	0.0000	0.0057
G-103125-A1	Fresno	Open Hearth Fireplace	Gas Insert				TRUE	1/5/2021	2/3/2021	22.7	0	7%	68%	0.299465	24%	59%	0.0013	0.0000	0.0013
G-103132-A1	Fresno	Wood-Burning Firebox	Gas Insert				FALSE	8/19/2021	9/9/2021	22.7	0	7%	68%	0.299465	100%	0%	0.0052	0.0000	0.0052
G-103134-A1	Fresno	Open Hearth Fireplace	Gas Insert				TRUE	12/4/2020	12/16/2020	22.7	0	7%	68%	0.299465	24%	59%	0.0013	0.0000	0.0013
G-103137-A1	Kern	Open Hearth Fireplace	Gas Insert				TRUE	12/29/2020	1/11/2021	22.7	0	7%	68%	0.299465	31%	51%	0.0016	0.0000	0.0016
G-103138-A1	Fresno	Wood-Burning Firebox	Gas Insert				TRUE	12/1/2020	12/17/2020	22.7	0	7%	68%	0.299465	24%	59%	0.0013	0.0000	0.0013
G-103139-A1	Fresno	Open Hearth Fireplace	Gas Insert				TRUE	12/22/2020	2/11/2021	22.7	0	7%	68%	0.299465	24%	59%	0.0013	0.0000	0.0013
G-103140-A1	Fresno	Open Hearth Fireplace	Gas Insert				TRUE	11/28/2020	12/16/2020	22.7	0	7%	68%	0.299465	24%	59%	0.0013	0.0000	0.0013
G-103141-A1	Fresno	Open Hearth Fireplace	Gas Insert				TRUE	12/1/2020	12/16/2020	22.7	0	7%	68%	0.299465	24%	59%	0.0013	0.0000	0.0013
G-103144-A1	Fresno	Open Hearth Fireplace	Gas Insert				TRUE	1/5/2021	2/9/2021	22.7	0	7%	68%	0.299465	24%	59%	0.0013	0.0000	0.0013
G-103145-A1	Fresno	Open Hearth Fireplace	Gas Insert				TRUE	3/4/2021	3/17/2021	22.7	0	7%	68%	0.299465	24%	59%	0.0013	0.0000	0.0013
G-103147-A1	San Joaquin	Open Hearth Fireplace	Gas Insert				TRUE	4/20/2021	5/12/2021	22.7	0	7%	68%	0.299465	61%	38%	0.0032	0.0000	0.0032
G-103149-A1	Fresno	Open Hearth Fireplace	Gas Insert				TRUE	8/17/2021	9/9/2021	22.7	0	7%	68%	0.299465	24%	59%	0.0013	0.0000	0.0013
G-103151-A1	Kern	Open Hearth Fireplace	Gas Insert				TRUE	12/1/2020	12/14/2020	22.7	0	7%	68%	0.299465	31%	51%	0.0016	0.0000	0.0016
G-103152-A1	Merced	Open Hearth Fireplace	Gas Insert				TRUE	7/14/2021	8/6/2021	22.7	0	7%	68%	0.299465	68%	32%	0.0035	0.0000	0.0035
G-103159-A1	Madera	Freestanding Non-Certified Wood Stove	Freestanding Certified Wood Stove	1.8		71 Non-Catalytic	FALSE	1/7/2021	2/9/2021	29.5	3.6	54%	71%	2.61	100%	0%	0.0593	0.0055	0.0538
G-103161-A1	Tulare	Wood-Burning Firebox	Gas Insert																

SAN JOAQUIN VALLEY UNIFIED AIR POLLUTION CONTROL DISTRICT

2021 Annual Demonstration Report

August 31, 2022

Contract#	County	OldDeviceType	NewDeviceType	EmissionRating	OverallEfficiency	DeviceSubtype	PipedNatGa	InstallDate	ClaimDate	Emission Factor		Efficiency		FuelUse	Non-Curtailment %		Emissions (tpy PM2.5)		
										EF_Old	EF_New	Eff_Old	Eff_New		B _{all}	B _{reg}	Before	After	Reduction
G-103270-A1	Fresno	Freestanding Non-Certified Wood Stove	Freestanding Gas Stove				FALSE	12/21/2020	1/20/2021	29.5	0	54%	68%	2.09	100%	0%	0.0475	0.0000	0.0475
G-103271-A1	Fresno	Open Hearth Fireplace	Gas Insert				TRUE	11/5/2021	12/1/2021	22.7	0	7%	68%	0.299465	24%	59%	0.0013	0.0000	0.0013
G-103284-A1	Fresno	Open Hearth Fireplace	Gas Insert				TRUE	1/9/2021	3/10/2021	22.7	0	7%	68%	0.299465	24%	59%	0.0013	0.0000	0.0013
G-103287-A1	Fresno	Open Hearth Fireplace	Gas Insert				TRUE	12/16/2020	1/12/2021	22.7	0	7%	68%	0.299465	24%	59%	0.0013	0.0000	0.0013
G-103288-A1	Fresno	Open Hearth Fireplace	Gas Insert				TRUE	7/6/2021	8/6/2021	22.7	0	7%	68%	0.299465	24%	59%	0.0013	0.0000	0.0013
G-103292-A1	Fresno	Open Hearth Fireplace	Gas Insert				TRUE	4/14/2021	5/26/2021	22.7	0	7%	68%	0.299465	24%	59%	0.0013	0.0000	0.0013
G-103297-A1	Kern	Wood-Burning Firebox	Gas Insert				TRUE	1/2/2021	2/11/2021	22.7	0	7%	68%	0.299465	31%	51%	0.0016	0.0000	0.0016
G-103300-A1	Fresno	Open Hearth Fireplace	Gas Insert				TRUE	12/10/2020	12/22/2020	22.7	0	7%	68%	0.299465	24%	59%	0.0013	0.0000	0.0013
G-103305-A1	Merced	Wood-Burning Firebox	Gas Insert				TRUE	1/28/2021	2/24/2021	22.7	0	7%	68%	0.299465	68%	32%	0.0035	0.0000	0.0035
G-103306-A1	Fresno	Open Hearth Fireplace	Gas Insert				TRUE	4/27/2021	10/14/2021	22.7	0	7%	68%	0.299465	24%	59%	0.0013	0.0000	0.0013
G-103307-A1	Fresno	Non-Certified Wood Insert	Certified Pellet Insert	1.5		65 Non-Catalytic	FALSE	12/7/2020	12/17/2020	29.5	3	54%	65%	2.1	100%	0%	0.0477	0.0040	0.0437
G-103308-A1	Fresno	Open Hearth Fireplace	Gas Insert				TRUE	12/9/2020	1/21/2021	22.7	0	7%	68%	0.299465	24%	59%	0.0013	0.0000	0.0013
G-103309-A1	Fresno	Wood-Burning Firebox	Gas Insert				TRUE	12/5/2020	1/6/2021	22.7	0	7%	68%	0.299465	24%	59%	0.0013	0.0000	0.0013
G-103310-A1	Fresno	Non-Certified Wood Insert	Gas Insert				TRUE	12/2/2020	1/5/2021	29.5	0	54%	68%	2.1	24%	59%	0.0115	0.0000	0.0115
G-103311-A1	Fresno	Wood-Burning Firebox	Gas Insert				TRUE	12/12/2020	1/12/2021	22.7	0	7%	68%	0.299465	24%	59%	0.0013	0.0000	0.0013
G-103313-A1	Fresno	Open Hearth Fireplace	Gas Insert				TRUE	12/8/2020	1/6/2021	22.7	0	7%	68%	0.299465	24%	59%	0.0013	0.0000	0.0013
G-103314-A1	San Joaquin	Open Hearth Fireplace	Gas Insert				TRUE	7/30/2021	8/25/2021	22.7	0	7%	68%	0.299465	61%	38%	0.0032	0.0000	0.0032
G-103317-A1	Stanislaus	Open Hearth Fireplace	Certified Wood Insert	1.9		72 Non-Catalytic	TRUE	9/29/2021	10/15/2021	22.7	3.8	7%	72%	0.299465	54%	44%	0.0028	0.0001	0.0028
G-103320-A1	Stanislaus	Open Hearth Fireplace	Gas Insert				TRUE	12/11/2020	1/8/2021	22.7	0	7%	68%	0.299465	54%	44%	0.0028	0.0000	0.0028
G-103322-A1	Stanislaus	Open Hearth Fireplace	Gas Insert				TRUE	10/25/2021	11/10/2021	22.7	0	7%	68%	0.299465	54%	44%	0.0028	0.0000	0.0028
G-103324-A1	San Joaquin	Open Hearth Fireplace	Gas Insert				TRUE	12/15/2020	12/30/2020	22.7	0	7%	68%	0.299465	61%	38%	0.0032	0.0000	0.0032
G-103326-A1	Kern	Open Hearth Fireplace	Gas Insert				TRUE	11/23/2020	2/2/2021	22.7	0	7%	68%	0.299465	31%	51%	0.0016	0.0000	0.0016
G-103327-A1	Fresno	Open Hearth Fireplace	Gas Insert				TRUE	12/12/2020	1/12/2021	22.7	0	7%	68%	0.299465	24%	59%	0.0013	0.0000	0.0013
G-103334-A1	Merced	Non-Certified Wood Insert	Gas Insert				TRUE	2/2/2021	2/22/2021	29.5	0	54%	68%	2.1	68%	32%	0.0322	0.0000	0.0322
G-103335-A1	Fresno	Open Hearth Fireplace	Gas Insert				TRUE	12/16/2020	1/20/2021	22.7	0	7%	68%	0.299465	24%	59%	0.0013	0.0000	0.0013
G-103345-A1	Kern	Wood-Burning Firebox	Gas Insert				TRUE	12/8/2020	3/10/2021	22.7	0	7%	68%	0.299465	31%	51%	0.0016	0.0000	0.0016
G-103347-A1	Fresno	Wood-Burning Firebox	Gas Insert				TRUE	4/5/2021	4/28/2021	22.7	0	7%	68%	0.299465	24%	59%	0.0013	0.0000	0.0013
G-103356-A1	Fresno	Open Hearth Fireplace	Gas Insert				TRUE	3/2/2021	3/10/2021	22.7	0	7%	68%	0.299465	24%	59%	0.0013	0.0000	0.0013
G-103357-A1	Madera	Open Hearth Fireplace	Gas Insert				TRUE	12/22/2020	1/11/2021	22.7	0	7%	68%	0.299465	33%	57%	0.0017	0.0000	0.0017
G-103358-A1	San Joaquin	Open Hearth Fireplace	Gas Insert				TRUE	2/21/2021	3/19/2021	22.7	0	7%	68%	0.299465	61%	38%	0.0032	0.0000	0.0032
G-103359-A1	Madera	Wood-Burning Firebox	Gas Insert				TRUE	12/17/2020	1/11/2021	22.7	0	7%	68%	0.299465	33%	57%	0.0017	0.0000	0.0017
G-103360-A1	Fresno	Freestanding Non-Certified Wood Stove	Freestanding Certified Wood Stove	2.1		70 Non-Catalytic	FALSE	1/8/2021	2/2/2021	29.5	4.2	54%	70%	2.09	100%	0%	0.0475	0.0052	0.0423
G-103395-A1	Tulare	Open Hearth Fireplace	Gas Insert				TRUE	12/4/2020	12/30/2020	22.7	0	7%	68%	0.299465	53%	43%	0.0028	0.0000	0.0028
G-103398-A1	Fresno	Wood-Burning Firebox	Gas Insert				TRUE	3/10/2021	3/22/2021	22.7	0	7%	68%	0.299465	24%	59%	0.0013	0.0000	0.0013
G-103400-A1	Fresno	Non-Certified Wood Insert	Certified Wood Insert	1.7		73 Non-Catalytic	FALSE	12/18/2020	2/23/2021	29.5	3.4	54%	73%	2.1	100%	0%	0.0477	0.0041	0.0436
G-103403-A1	Fresno	Open Hearth Fireplace	Gas Insert				TRUE	2/11/2021	3/3/2021	22.7	0	7%	68%	0.299465	24%	59%	0.0013	0.0000	0.0013
G-103406-A1	Kern	Open Hearth Fireplace	Gas Insert				TRUE	12/1/2020	1/12/2021	22.7	0	7%	68%	0.299465	31%	51%	0.0016	0.0000	0.0016
G-103409-A1	Kern	Wood-Burning Firebox	Gas Insert				TRUE	4/23/2021	5/19/2021	22.7	0	7%	68%	0.299465	31%	51%	0.0016	0.0000	0.0016
G-103411-A1	Fresno	Wood-Burning Firebox	Gas Insert				TRUE	2/13/2021	3/19/2021	22.7	0	7%	68%	0.299465	24%	59%	0.0013	0.0000	0.0013
G-103412-A1	Kern	Open Hearth Fireplace	Gas Insert				TRUE	12/20/2020	2/22/2021	22.7	0	7%	68%	0.299465	31%	51%	0.0016	0.0000	0.0016
G-103413-A1	Fresno	Wood-Burning Firebox	Gas Insert				TRUE	1/13/2021	2/9/2021	22.7	0	7%	68%	0.299465	24%	59%	0.0013	0.0000	0.0013
G-103417-A1	Kern	Open Hearth Fireplace	Gas Insert				TRUE	12/11/2020	3/9/2021	22.7	0	7%	68%	0.299465	31%	51%	0.0016	0.0000	0.0016
G-103426-A1	San Joaquin	Open Hearth Fireplace	Gas Insert				TRUE	12/15/2020	1/5/2021	22.7	0	7%	68%	0.299465	61%	38%	0.0032	0.0000	0.0032
G-103427-A1	Kings	Wood-Burning Firebox	Gas Insert				TRUE	4/10/2021	5/12/2021	22.7	0	7%	68%	0.299465	48%	48%	0.0025	0.0000	0.0025
G-103428-A1	Fresno	Open Hearth Fireplace	Gas Insert				TRUE	12/5/2020	1/5/2021	22.7	0	7%	68%	0.299465	24%	59%	0.0013	0.0000	0.0013
G-103429-A1	Fresno	Open Hearth Fireplace	Gas Insert				TRUE	11/18/2020	7/20/2021	22.7	0	7%	68%	0.299465	24%	59%	0.0013	0.0000	0.0013
G-103430-A1	Fresno	Open Hearth Fireplace	Gas Insert				TRUE	12/5/2020	1/11/2021	22.7	0	7%	68%	0.299465	24%	59%	0.0013	0.0000	0.0013
G-103431-A1	San Joaquin	Non-Certified Pellet Insert	Gas Insert				TRUE	2/16/2021	6/16/2021	2.9	0	68%	68%	2.1	61%	38%	0.0029	0.0000	0.0029
G-103440-A1	Fresno	Wood-Burning Firebox	Gas Insert				TRUE	12/14/2020	1/6/2021	22.7	0	7%	68%	0.299465	24%	59%	0.0013	0.0000	0.0013
G-103446-A1	Fresno	Open Hearth Fireplace	Gas Insert				TRUE	12/12/2020	2/9/2021	22.7	0	7%	68%	0.299465	24%	59%	0.0013	0.0000	0.0013
G-103450-A1	Stanislaus	Open Hearth Fireplace	Certified Wood Insert	1.2		72 Non-Catalytic	FALSE	11/30/2020	12/30/2020	22.7	2.4	7%	72%	0.299465	100%	0%	0.0052	0.0001	0.0052
G-103451-A1	Stanislaus	Open Hearth Fireplace	Certified Pellet Insert	1.1		66 Non-Catalytic	TRUE	11/23/2020	12/17/2020	22.7	2.2	7%	66%	0.299465	54%	44%	0.0028	0.0000	0.0028
G-103452-A1	Stanislaus	Open Hearth Fireplace	Certified Wood Insert	1.2		72 Non-Catalytic	TRUE	12/23/2020	1/12/2021	22.7	2.4	7%	72%	0.299465	54%	44%	0.0028	0.0000	0.0028
G-103453-A1	Stanislaus	Open Hearth Fireplace	Gas Insert				TRUE	11/23/2020	12/16/2020	22.7	0	7%	68%	0.299465	54%	44%	0.0028	0.0000	0.0028
G-103455-A1	Stanislaus	Open Hearth Fireplace	Gas Insert				TRUE	12/3/2020	2/9/2021	22.7	0	7%	68%	0.299465	54%	44%	0.0028	0.0000	0.0028
G-103456-A1	Kern	Wood-Burning Firebox	Gas Insert				TRUE	12/29/2020	1/12/2021	22.7	0	7%	68%	0.299465	31%	51%	0.0016	0.0000	0.0016
G-103457-A1	Kern	Non-Certified Wood Insert	Gas Insert				TRUE	4/22/2021	5/12/2021	29.5	0	54%	68%	2.1	31%	51%	0.0147	0.0000	0.0147
G-103458-A1	Tulare	Open Hearth Fireplace	Gas Insert				TRUE	12/29/2020	1/11/2021	22.7	0	7%	68%	0.299465	53%	43%	0.0028	0.0000	0.0028
G-103459-A1	Kern	Open Hearth Fireplace	Gas Insert				TRUE	12/1/2020	1/12/2021	22.7	0	7%	68%	0.299465	31%	51%	0.0016	0.0000	0.0016
G-103460-A1	Tulare	Open Hearth Fireplace	Gas Insert				TRUE	12/15/2020	1/11/2021	22.7	0	7%	68%	0.299465	53%	43%	0.0028	0.0000	0.0028
G-103463-A1	Stanislaus	Open Hearth Fireplace	Certified Wood Insert	1.2		72 Non-Catalytic	FALSE	1/5/2021	2/2/2021	22.7	2.4	7%	72%	0.299465	100%	0%	0.0052	0.0001	0.0052
G-103464-A1	Kern	Open Hearth Fireplace	Gas Insert				FALSE	3/4/2021	5/3/2021	22.7	0	7%	68%	0.299465	100%	0%	0.0052	0.0000	0.0052
G-103466-A1	Madera	Open Hearth Fireplace	Certified Wood Insert	1.6		73 Non-Catalytic	FALSE	5/5/2021	6/8/2021	22.7	3.2	7%	73%	0.299465	100%	0%	0.0052	0.0001	0.0052
G-103467-A1	Kern	Wood-Burning Firebox	Gas Insert				TRUE	12/23/2020	1/21/2021	22.7	0	7%	68%	0.299465	31%	51%	0.0016	0.0000	0.0016
G-103469-A1	Kern	Wood-Burning Firebox	Gas Insert				TRUE	3/23/2021	4/21/2021	22.7	0	7%	68%	0.299465	31%	51%	0.0016	0.0000	0.0016
G-103471-A1	Tulare	Open Hearth Fireplace	Gas Insert				TRUE	12/17/2020	12/29/2020	22.7	0	7%	68%	0.299465	53%	43%	0.0028	0.0000	0.0028
G-103474-A1	San Joaquin	Open Hearth Fireplace	Gas Insert				TRUE	11/27/2020	12/10/2020	22.7	0	7%	68%	0.299465	61%	38%	0.0032	0.0000	0.0032
G-1034																			

SAN JOAQUIN VALLEY UNIFIED AIR POLLUTION CONTROL DISTRICT

2021 Annual Demonstration Report

August 31, 2022

Contract#	County	OldDeviceType	NewDeviceType	EmissionRating	OverallEfficiency	DeviceSubtype	PipedNatGa	InstallDate	ClaimDate	Emission Factor		Efficiency		FuelUse	Non-Curtailment %		Emissions (tpy PM2.5)		
										EF_Old	EF_New	Eff_Old	Eff_New		B_all	B_reg	Before	After	Reduction
G-103535-A1	Madera	Open Hearth Fireplace	Gas Insert				TRUE	3/16/2021	3/23/2021	22.7	0	7%	68%	0.299465	33%	57%	0.0017	0.0000	0.0017
G-103544-A1	Tulare	Open Hearth Fireplace	Certified Wood Insert	1.1		68 Non-Catalytic	FALSE	1/4/2021	1/12/2021	22.7	2.2	7%	68%	0.299465	100%	0%	0.0052	0.0001	0.0052
G-103547-A1	Fresno	Wood-Burning Firebox	Gas Insert				TRUE	12/23/2020	1/11/2021	22.7	0	7%	68%	0.299465	24%	59%	0.0013	0.0000	0.0013
G-103548-A1	Fresno	Wood-Burning Firebox	Gas Insert				TRUE	12/14/2020	1/8/2021	22.7	0	7%	68%	0.299465	24%	59%	0.0013	0.0000	0.0013
G-103549-A1	Fresno	Wood-Burning Firebox	Gas Insert				TRUE	1/11/2021	2/24/2021	22.7	0	7%	68%	0.299465	24%	59%	0.0013	0.0000	0.0013
G-103550-A1	Fresno	Wood-Burning Firebox	Gas Insert				TRUE	12/9/2020	1/8/2021	22.7	0	7%	68%	0.299465	24%	59%	0.0013	0.0000	0.0013
G-103551-A1	Fresno	Open Hearth Fireplace	Gas Insert				TRUE	12/20/2020	2/16/2021	22.7	0	7%	68%	0.299465	24%	59%	0.0013	0.0000	0.0013
G-103552-A1	Kern	Open Hearth Fireplace	Gas Insert				TRUE	12/11/2020	1/12/2021	22.7	0	7%	68%	0.299465	31%	51%	0.0016	0.0000	0.0016
G-103553-A1	Kern	Non-Certified Wood Insert	Gas Insert				FALSE	12/23/2020	2/22/2021	29.5	0	54%	68%	2.1	100%	0%	0.0477	0.0000	0.0477
G-103555-A1	Fresno	Wood-Burning Firebox	Gas Insert				TRUE	12/29/2020	3/9/2021	22.7	0	7%	68%	0.299465	24%	59%	0.0013	0.0000	0.0013
G-103556-A1	Kern	Wood-Burning Firebox	Gas Insert				TRUE	3/1/2021	5/12/2021	22.7	0	7%	68%	0.299465	31%	51%	0.0016	0.0000	0.0016
G-103557-A1	Kern	Open Hearth Fireplace	Gas Insert				TRUE	12/11/2020	1/11/2021	22.7	0	7%	68%	0.299465	31%	51%	0.0016	0.0000	0.0016
G-103558-A1	Kern	Open Hearth Fireplace	Gas Insert				TRUE	12/30/2020	3/29/2021	22.7	0	7%	68%	0.299465	31%	51%	0.0016	0.0000	0.0016
G-103559-A1	Kern	Wood-Burning Firebox	Gas Insert				TRUE	2/14/2021	3/24/2021	22.7	0	7%	68%	0.299465	31%	51%	0.0016	0.0000	0.0016
G-103560-A1	Kern	Wood-Burning Firebox	Gas Insert				TRUE	12/30/2020	2/3/2021	22.7	0	7%	68%	0.299465	31%	51%	0.0016	0.0000	0.0016
G-103561-A1	Kern	Wood-Burning Firebox	Gas Insert				TRUE	12/8/2020	2/22/2021	22.7	0	7%	68%	0.299465	31%	51%	0.0016	0.0000	0.0016
G-103562-A1	Kern	Open Hearth Fireplace	Gas Insert				TRUE	3/1/2021	4/21/2021	22.7	0	7%	68%	0.299465	31%	51%	0.0016	0.0000	0.0016
G-103563-A1	Fresno	Open Hearth Fireplace	Gas Insert				TRUE	12/29/2020	1/21/2021	22.7	0	7%	68%	0.299465	24%	59%	0.0013	0.0000	0.0013
G-103564-A1	Fresno	Open Hearth Fireplace	Gas Insert				TRUE	4/27/2021	6/16/2021	22.7	0	7%	68%	0.299465	24%	59%	0.0013	0.0000	0.0013
G-103566-A1	Merced	Open Hearth Fireplace	Gas Insert				TRUE	3/18/2021	3/29/2021	22.7	0	7%	68%	0.299465	68%	32%	0.0035	0.0000	0.0035
G-103567-A1	Fresno	Wood-Burning Firebox	Gas Insert				TRUE	3/20/2021	3/29/2021	22.7	0	7%	68%	0.299465	24%	59%	0.0013	0.0000	0.0013
G-103568-A1	Fresno	Open Hearth Fireplace	Certified Pellet Insert	0.78		64 Non-Catalytic	FALSE	1/29/2021	3/3/2021	22.7	1.56	7%	64%	0.299465	100%	0%	0.0052	0.0000	0.0052
G-103569-A1	Stanislaus	Open Hearth Fireplace	Gas Insert				TRUE	3/11/2021	6/9/2021	22.7	0	7%	68%	0.299465	54%	44%	0.0028	0.0000	0.0028
G-103570-A1	Kern	Open Hearth Fireplace	Gas Insert				TRUE	12/18/2020	1/5/2021	22.7	0	7%	68%	0.299465	31%	51%	0.0016	0.0000	0.0016
G-103571-A1	Fresno	Open Hearth Fireplace	Gas Insert				TRUE	12/24/2020	1/12/2021	22.7	0	7%	68%	0.299465	24%	59%	0.0013	0.0000	0.0013
G-103572-A1	San Joaquin	Open Hearth Fireplace	Gas Insert				TRUE	12/15/2020	1/6/2021	22.7	0	7%	68%	0.299465	61%	38%	0.0032	0.0000	0.0032
G-103574-A1	Fresno	Open Hearth Fireplace	Gas Insert				TRUE	12/30/2020	1/20/2021	22.7	0	7%	68%	0.299465	24%	59%	0.0013	0.0000	0.0013
G-103575-A1	Fresno	Wood-Burning Firebox	Gas Insert				TRUE	12/9/2020	12/22/2020	22.7	0	7%	68%	0.299465	24%	59%	0.0013	0.0000	0.0013
G-103576-A1	Fresno	Open Hearth Fireplace	Gas Insert				TRUE	12/14/2020	1/12/2021	22.7	0	7%	68%	0.299465	24%	59%	0.0013	0.0000	0.0013
G-103577-A1	Kern	Wood-Burning Firebox	Gas Insert				TRUE	1/8/2021	1/22/2021	22.7	0	7%	68%	0.299465	31%	51%	0.0016	0.0000	0.0016
G-103578-A1	Kern	Open Hearth Fireplace	Gas Insert				TRUE	2/9/2021	3/9/2021	22.7	0	7%	68%	0.299465	31%	51%	0.0016	0.0000	0.0016
G-103579-A1	Kern	Open Hearth Fireplace	Gas Insert				TRUE	1/20/2021	2/9/2021	22.7	0	7%	68%	0.299465	31%	51%	0.0016	0.0000	0.0016
G-103580-A1	San Joaquin	Open Hearth Fireplace	Certified Wood Insert	1.9		72 Non-Catalytic	TRUE	12/16/2020	1/5/2021	22.7	3.8	7%	72%	0.299465	61%	38%	0.0032	0.0001	0.0031
G-103581-A1	Kern	Open Hearth Fireplace	Gas Insert				TRUE	12/10/2020	3/17/2021	22.7	0	7%	68%	0.299465	31%	51%	0.0016	0.0000	0.0016
G-103582-A1	Kern	Open Hearth Fireplace	Gas Insert				TRUE	12/14/2020	1/12/2021	22.7	0	7%	68%	0.299465	31%	51%	0.0016	0.0000	0.0016
G-103583-A1	Kern	Open Hearth Fireplace	Gas Insert				TRUE	12/30/2020	2/2/2021	22.7	0	7%	68%	0.299465	31%	51%	0.0016	0.0000	0.0016
G-103584-A1	Tulare	Open Hearth Fireplace	Gas Insert				TRUE	12/4/2020	12/16/2020	22.7	0	7%	68%	0.299465	53%	43%	0.0028	0.0000	0.0028
G-103585-A1	Fresno	Open Hearth Fireplace	Gas Insert				TRUE	1/7/2021	2/2/2021	22.7	0	7%	68%	0.299465	24%	59%	0.0013	0.0000	0.0013
G-103586-A1	San Joaquin	Open Hearth Fireplace	Gas Insert				TRUE	11/12/2021	12/28/2021	22.7	0	7%	68%	0.299465	61%	38%	0.0032	0.0000	0.0032
G-103587-A1	Fresno	Wood-Burning Firebox	Gas Fireplace				TRUE	1/28/2021	2/11/2021	22.7	0	7%	68%	0.299465	24%	59%	0.0013	0.0000	0.0013
G-103588-A1	Tulare	Open Hearth Fireplace	Gas Insert				TRUE	1/18/2021	3/10/2021	22.7	0	7%	68%	0.299465	53%	43%	0.0028	0.0000	0.0028
G-103589-A1	Tulare	Non-Certified Wood Insert	Gas Insert				TRUE	12/29/2020	1/11/2021	29.5	0	54%	68%	2.1	53%	43%	0.0254	0.0000	0.0254
G-103590-A1	Tulare	Open Hearth Fireplace	Gas Insert				TRUE	12/8/2020	12/30/2020	22.7	0	7%	68%	0.299465	53%	43%	0.0028	0.0000	0.0028
G-103591-A1	Kings	Wood-Burning Firebox	Gas Insert				TRUE	1/8/2021	2/9/2021	22.7	0	7%	68%	0.299465	48%	48%	0.0025	0.0000	0.0025
G-103592-A1	Tulare	Open Hearth Fireplace	Gas Insert				TRUE	1/20/2021	2/17/2021	22.7	0	7%	68%	0.299465	53%	43%	0.0028	0.0000	0.0028
G-103593-A1	Fresno	Open Hearth Fireplace	Gas Insert				TRUE	12/20/2020	1/12/2021	22.7	0	7%	68%	0.299465	24%	59%	0.0013	0.0000	0.0013
G-103594-A1	San Joaquin	Open Hearth Fireplace	Gas Insert				TRUE	1/20/2021	2/24/2021	22.7	0	7%	68%	0.299465	61%	38%	0.0032	0.0000	0.0032
G-103595-A1	Stanislaus	Open Hearth Fireplace	Gas Insert				TRUE	1/18/2021	3/1/2021	22.7	0	7%	68%	0.299465	54%	44%	0.0028	0.0000	0.0028
G-103596-A1	Tulare	Open Hearth Fireplace	Gas Insert				TRUE	1/15/2021	2/2/2021	22.7	0	7%	68%	0.299465	53%	43%	0.0028	0.0000	0.0028
G-103597-A1	Kings	Open Hearth Fireplace	Gas Insert				TRUE	12/8/2020	1/5/2021	22.7	0	7%	68%	0.299465	48%	48%	0.0025	0.0000	0.0025
G-103598-A1	Kings	Open Hearth Fireplace	Gas Insert				TRUE	12/12/2020	12/29/2020	22.7	0	7%	68%	0.299465	48%	48%	0.0025	0.0000	0.0025
G-103599-A1	Fresno	Wood-Burning Firebox	Gas Insert				TRUE	3/13/2021	4/8/2021	22.7	0	7%	68%	0.299465	24%	59%	0.0013	0.0000	0.0013
G-103605-A1	Fresno	Open Hearth Fireplace	Gas Insert				TRUE	12/8/2020	12/22/2020	22.7	0	7%	68%	0.299465	24%	59%	0.0013	0.0000	0.0013
G-103612-A1	Madera	Non-Certified Wood Insert	Gas Insert				TRUE	4/2/2021	4/21/2021	29.5	0	54%	68%	2.1	33%	57%	0.0159	0.0000	0.0159
G-103620-A1	Stanislaus	Open Hearth Fireplace	Gas Insert				TRUE	12/9/2020	12/21/2020	22.7	0	7%	68%	0.299465	54%	44%	0.0028	0.0000	0.0028
G-103621-A1	Tulare	Open Hearth Fireplace	Gas Insert				TRUE	1/4/2021	3/9/2021	22.7	0	7%	68%	0.299465	53%	43%	0.0028	0.0000	0.0028
G-103622-A1	Tulare	Open Hearth Fireplace	Gas Insert				TRUE	12/7/2020	12/16/2020	22.7	0	7%	68%	0.299465	53%	43%	0.0028	0.0000	0.0028
G-103623-A1	Tulare	Wood-Burning Firebox	Gas Insert				TRUE	1/6/2021	2/2/2021	22.7	0	7%	68%	0.299465	53%	43%	0.0028	0.0000	0.0028
G-103625-A1	Stanislaus	Open Hearth Fireplace	Gas Insert				TRUE	1/26/2021	2/17/2021	22.7	0	7%	68%	0.299465	54%	44%	0.0028	0.0000	0.0028
G-103629-A1	Fresno	Non-Certified Wood Insert	Gas Insert				TRUE	12/21/2020	1/11/2021	29.5	0	54%	68%	2.1	24%	59%	0.0115	0.0000	0.0115
G-103635-A1	Fresno	Open Hearth Fireplace	Gas Insert																

SAN JOAQUIN VALLEY UNIFIED AIR POLLUTION CONTROL DISTRICT

2021 Annual Demonstration Report

August 31, 2022

Contract#	County	OldDeviceType	NewDeviceType	EmissionRating	OverallEfficiency	DeviceSubtype	PipedNatGa	InstallDate	ClaimDate	Emission Factor		Efficiency		FuelUse	Non-Curtailment %		Emissions (tpy PM2.5)		
										EF_Old	EF_New	Eff_Old	Eff_New		B _{all}	B _{reg}	Before	After	Reduction
G-103687-A1	Kern	Wood-Burning Firebox	Gas Insert				FALSE	12/22/2020	1/11/2021	22.7	0	7%	68%	0.299465	100%	0%	0.0052	0.0000	0.0052
G-103688-A1	Merced	Non-Certified Wood Insert	Gas Insert				TRUE	3/8/2021	4/28/2021	29.5	0	54%	68%	2.1	68%	32%	0.0322	0.0000	0.0322
G-103692-A1	Fresno	Open Hearth Fireplace	Gas Insert				TRUE	12/17/2020	1/12/2021	22.7	0	7%	68%	0.299465	24%	59%	0.0013	0.0000	0.0013
G-103693-A1	Madera	Open Hearth Fireplace	Gas Insert				TRUE	1/30/2021	2/17/2021	22.7	0	7%	68%	0.299465	33%	57%	0.0017	0.0000	0.0017
G-103696-A1	Kern	Wood-Burning Firebox	Gas Insert				TRUE	12/12/2020	1/12/2021	22.7	0	7%	68%	0.299465	31%	51%	0.0016	0.0000	0.0016
G-103698-A1	Kern	Wood-Burning Firebox	Gas Insert				TRUE	12/30/2020	1/21/2021	22.7	0	7%	68%	0.299465	31%	51%	0.0016	0.0000	0.0016
G-103699-A1	Kern	Open Hearth Fireplace	Gas Insert				TRUE	12/3/2020	1/5/2021	22.7	0	7%	68%	0.299465	31%	51%	0.0016	0.0000	0.0016
G-103700-A1	Fresno	Wood-Burning Firebox	Gas Insert				TRUE	12/7/2020	1/6/2021	22.7	0	7%	68%	0.299465	24%	59%	0.0013	0.0000	0.0013
G-103731-A1	Stanislaus	Open Hearth Fireplace	Gas Insert				TRUE	12/17/2020	1/12/2021	22.7	0	7%	68%	0.299465	54%	44%	0.0028	0.0000	0.0028
G-103732-A1	Tulare	Open Hearth Fireplace	Gas Insert				TRUE	1/14/2021	2/16/2021	22.7	0	7%	68%	0.299465	53%	43%	0.0028	0.0000	0.0028
G-103733-A1	Tulare	Open Hearth Fireplace	Gas Insert				TRUE	1/21/2021	2/9/2021	22.7	0	7%	68%	0.299465	53%	43%	0.0028	0.0000	0.0028
G-103735-A1	Fresno	Non-Certified Wood Insert	Gas Insert				TRUE	2/27/2021	3/19/2021	29.5	0	54%	68%	2.1	24%	59%	0.0115	0.0000	0.0115
G-103736-A1	Stanislaus	Open Hearth Fireplace	Gas Insert				TRUE	1/8/2021	2/11/2021	22.7	0	7%	68%	0.299465	54%	44%	0.0028	0.0000	0.0028
G-103737-A1	Kern	Open Hearth Fireplace	Gas Insert				TRUE	12/17/2020	1/12/2021	22.7	0	7%	68%	0.299465	31%	51%	0.0016	0.0000	0.0016
G-103738-A1	Kern	Wood-Burning Firebox	Gas Fireplace				TRUE	1/5/2021	3/4/2021	22.7	0	7%	68%	0.299465	31%	51%	0.0016	0.0000	0.0016
G-103739-A1	Kern	Open Hearth Fireplace	Gas Insert				TRUE	1/26/2021	2/19/2021	22.7	0	7%	68%	0.299465	31%	51%	0.0016	0.0000	0.0016
G-103740-A1	Kern	Open Hearth Fireplace	Gas Insert				TRUE	12/16/2020	1/12/2021	22.7	0	7%	68%	0.299465	31%	51%	0.0016	0.0000	0.0016
G-103747-A1	Fresno	Open Hearth Fireplace	Gas Insert				TRUE	1/16/2021	2/11/2021	22.7	0	7%	68%	0.299465	24%	59%	0.0013	0.0000	0.0013
G-103749-A1	Tulare	Open Hearth Fireplace	Gas Insert				TRUE	1/21/2021	2/22/2021	22.7	0	7%	68%	0.299465	53%	43%	0.0028	0.0000	0.0028
G-103754-A1	Kern	Wood-Burning Firebox	Gas Insert				TRUE	12/17/2020	1/11/2021	22.7	0	7%	68%	0.299465	31%	51%	0.0016	0.0000	0.0016
G-103756-A1	Kern	Non-Certified Wood Insert	Gas Insert				TRUE	12/16/2020	1/21/2021	29.5	0	54%	68%	2.1	31%	51%	0.0147	0.0000	0.0147
G-103757-A1	Kern	Non-Certified Pellet Insert	Gas Insert				FALSE	1/4/2021	2/19/2021	2.9	0	68%	68%	2.1	100%	0%	0.0047	0.0000	0.0047
G-103758-A1	Kern	Certified Wood Insert	Gas Insert				TRUE	12/21/2020	1/21/2021	14.5785	0	68%	68%	2.1	31%	51%	0.0073	0.0000	0.0073
G-103759-A1	Kern	Non-Certified Wood Insert	Gas Insert				TRUE	1/15/2021	2/19/2021	29.5	0	54%	68%	2.1	31%	51%	0.0147	0.0000	0.0147
G-103761-A1	San Joaquin	Open Hearth Fireplace	Gas Insert				TRUE	12/23/2020	2/2/2021	22.7	0	7%	68%	0.299465	61%	38%	0.0032	0.0000	0.0032
G-103763-A1	Stanislaus	Open Hearth Fireplace	Gas Fireplace				TRUE	2/11/2021	4/28/2021	22.7	0	7%	68%	0.299465	54%	44%	0.0028	0.0000	0.0028
G-103766-A1	Fresno	Open Hearth Fireplace	Gas Insert				TRUE	12/8/2020	2/2/2021	22.7	0	7%	68%	0.299465	24%	59%	0.0013	0.0000	0.0013
G-103767-A1	Kern	Wood-Burning Firebox	Gas Insert				TRUE	12/8/2020	1/11/2021	22.7	0	7%	68%	0.299465	31%	51%	0.0016	0.0000	0.0016
G-103771-A1	Kern	Open Hearth Fireplace	Gas Insert				TRUE	1/21/2021	2/19/2021	22.7	0	7%	68%	0.299465	31%	51%	0.0016	0.0000	0.0016
G-103775-A1	Kern	Open Hearth Fireplace	Gas Insert				TRUE	1/19/2021	3/10/2021	22.7	0	7%	68%	0.299465	31%	51%	0.0016	0.0000	0.0016
G-103777-A1	Kern	Wood-Burning Firebox	Gas Insert				TRUE	12/9/2020	1/5/2021	22.7	0	7%	68%	0.299465	31%	51%	0.0016	0.0000	0.0016
G-103779-A1	Kern	Open Hearth Fireplace	Gas Insert				TRUE	1/18/2021	2/24/2021	22.7	0	7%	68%	0.299465	31%	51%	0.0016	0.0000	0.0016
G-103781-A1	Kern	Open Hearth Fireplace	Gas Insert				TRUE	1/28/2021	2/17/2021	22.7	0	7%	68%	0.299465	31%	51%	0.0016	0.0000	0.0016
G-103783-A1	Kings	Open Hearth Fireplace	Gas Insert				TRUE	2/27/2021	3/10/2021	22.7	0	7%	68%	0.299465	48%	48%	0.0025	0.0000	0.0025
G-103785-A1	Kern	Wood-Burning Firebox	Gas Insert				TRUE	12/18/2020	1/11/2021	22.7	0	7%	68%	0.299465	31%	51%	0.0016	0.0000	0.0016
G-103786-A1	Kern	Open Hearth Fireplace	Gas Insert				TRUE	12/22/2020	1/11/2021	22.7	0	7%	68%	0.299465	31%	51%	0.0016	0.0000	0.0016
G-103787-A1	San Joaquin	Wood-Burning Firebox	Gas Insert				TRUE	12/9/2020	1/5/2021	22.7	0	7%	68%	0.299465	61%	38%	0.0032	0.0000	0.0032
G-103789-A1	San Joaquin	Open Hearth Fireplace	Gas Insert				FALSE	12/24/2020	1/21/2021	22.7	0	7%	68%	0.299465	100%	0%	0.0052	0.0000	0.0052
G-103791-A1	Kern	Wood-Burning Firebox	Gas Insert				FALSE	12/18/2020	1/5/2021	22.7	0	7%	68%	0.299465	100%	0%	0.0052	0.0000	0.0052
G-103792-A1	Kern	Wood-Burning Firebox	Gas Insert				FALSE	1/20/2021	2/22/2021	22.7	0	7%	68%	0.299465	100%	0%	0.0052	0.0000	0.0052
G-103793-A1	Fresno	Wood-Burning Firebox	Gas Insert				TRUE	1/9/2021	2/22/2021	22.7	0	7%	68%	0.299465	24%	59%	0.0013	0.0000	0.0013
G-103794-A1	San Joaquin	Open Hearth Fireplace	Gas Insert				TRUE	1/18/2021	2/23/2021	22.7	0	7%	68%	0.299465	61%	38%	0.0032	0.0000	0.0032
G-103797-A1	Tulare	Wood-Burning Firebox	Gas Insert				TRUE	1/29/2021	2/16/2021	22.7	0	7%	68%	0.299465	53%	43%	0.0028	0.0000	0.0028
G-103801-A1	Madera	Non-Certified Pellet Insert	Gas Insert				TRUE	12/30/2020	2/9/2021	2.9	0	68%	68%	2.1	33%	57%	0.0016	0.0000	0.0016
G-103806-A1	Kern	Open Hearth Fireplace	Gas Insert				TRUE	2/3/2021	2/23/2021	22.7	0	7%	68%	0.299465	31%	51%	0.0016	0.0000	0.0016
G-103807-A1	Stanislaus	Open Hearth Fireplace	Gas Insert				TRUE	1/13/2021	2/3/2021	22.7	0	7%	68%	0.299465	54%	44%	0.0028	0.0000	0.0028
G-103809-A1	Fresno	Open Hearth Fireplace	Gas Insert				TRUE	1/11/2021	2/16/2021	22.7	0	7%	68%	0.299465	24%	59%	0.0013	0.0000	0.0013
G-103810-A1	Fresno	Non-Certified Wood Insert	Gas Insert				TRUE	1/2/2021	2/3/2021	29.5	0	54%	68%	2.1	24%	59%	0.0115	0.0000	0.0115
G-103812-A1	Merced	Open Hearth Fireplace	Certified Pellet Insert	0.78		64 Non-Catalytic	FALSE	1/15/2021	10/1/2021	22.7	1.56	7%	64%	0.299465	100%	0%	0.0052	0.0000	0.0052
G-103813-A1	Stanislaus	Open Hearth Fireplace	Certified Wood Insert	2.3		72 Non-Catalytic	TRUE	12/14/2020	1/5/2021	22.7	4.6	7%	72%	0.299465	54%	44%	0.0028	0.0001	0.0028
G-103814-A1	Fresno	Wood-Burning Firebox	Gas Insert				TRUE	12/28/2020	2/23/2021	22.7	0	7%	68%	0.299465	24%	59%	0.0013	0.0000	0.0013
G-103817-A1	Fresno	Non-Certified Wood Insert	Gas Insert				TRUE	2/6/2021	3/9/2021	29.5	0	54%	68%	2.1	24%	59%	0.0115	0.0000	0.0115
G-103821-A1	Fresno	Open Hearth Fireplace	Gas Insert				TRUE	12/24/2020	1/12/2021	22.7	0	7%	68%	0.299465	24%	59%	0.0013	0.0000	0.0013
G-103825-A1	Fresno	Open Hearth Fireplace	Gas Insert				TRUE	12/16/2020	1/6/2021	22.7	0	7%	68%	0.299465	24%	59%	0.0013	0.0000	0.0013
G-103826-A1	Fresno	Open Hearth Fireplace	Gas Insert				TRUE	1/1/2021	2/9/2021	22.7	0	7%	68%	0.299465	24%	59%	0.0013	0.0000	0.0013
G-103829-A1	Fresno	Open Hearth Fireplace	Gas Insert				TRUE	12/28/2020	1/21/2021	22.7	0	7%	68%	0.299465	24%	59%	0.0013	0.0000	0.0013
G-103830-A1	Fresno	Wood-Burning Firebox	Gas Insert				TRUE	12/14/2020	1/5/2021	22.7	0	7%	68%	0.299465	24%	59%	0.0013	0.0000	0.0013
G-103831-A1	Tulare	Open Hearth Fireplace	Gas Insert				TRUE	1/13/2021	2/3/2021	22.7	0	7%	68%	0.299465	53%	43%	0.0028	0.0000	0.0028
G-103832-A1	Tulare	Wood-Burning Firebox	Gas Insert				TRUE	1/28/2021	2/16/2021	22.7	0	7%	68%	0.299465	53%	43%	0.0028	0.0000	0.0028
G-103833-A1	Fresno	Open Hearth Fireplace	Gas Insert				TRUE	1/6/2021	2/9/2021	22.7	0	7%	68%	0.299465	24%	59%	0.0013	0.0000	0.0013
G-103837-A1	Fresno	Non-Certified Wood Insert	Gas Insert				TRUE	12/20/2020	2/3/2021	29.5	0	54%	68%	2.1	24%	59%	0.0115	0.0000	0.0115
G-103839-A1	Kern	Open Hearth Fireplace	Gas Insert				TRUE	12/28/2020	1/11/2021	22.7	0	7%	68%	0.299465	31%	51%	0.0016	0.0000	0.0016
G-103840-A1	Fresno	Open Hearth Fireplace	Gas Insert				TRUE	1/23/2021	2/23/2021	22.7	0	7%	68%	0.299465	24%	59%	0.0013	0.0000	0.0013
G-103841-A1	Fresno	Certified Wood Insert	Gas Insert				TRUE	12/21/2020	1/21/2021	14.5785	0	68%	68%	2.1	24%	59%	0.0057	0.0000	0.0057
G-103842-A1	Madera	Wood-Burning Firebox	Gas Insert				TRUE	1/8/2021	2/9/2021	22.7	0	7%	68%	0.299465	33%	57%	0.0017	0.0000	0.0017
G-103843-A1	Fresno	Open Hearth Fireplace	Gas Insert				TRUE	1/19/2021	2/9/2021	22.7	0	7%	68%	0.299465	24%	59%	0.0013	0.0000	0.0013
G-103844-A1	Fresno	Open Hearth Fireplace	Gas Fireplace				TRUE	1/26/2021	3/19/2021	22.7	0	7%	68%	0.299465	24%	59%	0.0013	0.0000	0.0013
G-103846-A1	Fresno	Open Hearth Fireplace	Gas Insert				TRUE	2/19/2021	6/8/2021	22.7	0	7%	68%	0.299465	24%	59%	0.0013	0.0000	0.0013

SAN JOAQUIN VALLEY UNIFIED AIR POLLUTION CONTROL DISTRICT

2021 Annual Demonstration Report

August 31, 2022

Contract#	County	OldDeviceType	NewDeviceType	EmissionRating	OverallEfficiency	DeviceSubtype	PipedNatGa	InstallDate	ClaimDate	Emission Factor		Efficiency		FuelUse	Non-Curtailment %		Emissions (tpy PM2.5)		
										EF_Old	EF_New	Eff_Old	Eff_New		B_all	B_reg	Before	After	Reduction
G-103908-A1	Fresno	Open Hearth Fireplace	Gas Insert				TRUE	1/5/2021	1/21/2021	22.7	0	7%	68%	0.299465	24%	59%	0.0013	0.0000	0.0013
G-103909-A1	Fresno	Open Hearth Fireplace	Gas Insert				TRUE	12/31/2020	1/21/2021	22.7	0	7%	68%	0.299465	24%	59%	0.0013	0.0000	0.0013
G-103910-A1	Fresno	Open Hearth Fireplace	Gas Insert				TRUE	12/24/2020	1/11/2021	22.7	0	7%	68%	0.299465	24%	59%	0.0013	0.0000	0.0013
G-103911-A1	Tulare	Open Hearth Fireplace	Certified Wood Insert	1.5		69 Non-Catalytic	FALSE	1/6/2021	2/2/2021	22.7	3	7%	69%	0.299465	100%	0%	0.0052	0.0001	0.0052
G-103918-A1	Kern	Open Hearth Fireplace	Gas Insert				TRUE	12/21/2020	1/11/2021	22.7	0	7%	68%	0.299465	31%	51%	0.0016	0.0000	0.0016
G-103919-A1	Fresno	Open Hearth Fireplace	Gas Insert				TRUE	12/9/2020	12/17/2020	22.7	0	7%	68%	0.299465	24%	59%	0.0013	0.0000	0.0013
G-103924-A1	Kings	Open Hearth Fireplace	Gas Insert				TRUE	12/20/2020	1/12/2021	22.7	0	7%	68%	0.299465	48%	48%	0.0025	0.0000	0.0025
G-103928-A1	Tulare	Non-Certified Wood Insert	Gas Insert				FALSE	12/30/2020	1/21/2021	29.5	0	54%	68%	2.1	100%	0%	0.0477	0.0000	0.0477
G-103930-A1	Fresno	Open Hearth Fireplace	Gas Insert				TRUE	12/31/2020	1/12/2021	22.7	0	7%	68%	0.299465	24%	59%	0.0013	0.0000	0.0013
G-103932-A1	Tulare	Open Hearth Fireplace	Gas Insert				FALSE	1/9/2021	2/2/2021	22.7	0	7%	68%	0.299465	100%	0%	0.0052	0.0000	0.0052
G-103933-A1	Fresno	Open Hearth Fireplace	Gas Insert				TRUE	2/10/2021	2/24/2021	22.7	0	7%	68%	0.299465	24%	59%	0.0013	0.0000	0.0013
G-103934-A1	Kern	Open Hearth Fireplace	Gas Insert				TRUE	12/18/2020	1/6/2021	22.7	0	7%	68%	0.299465	31%	51%	0.0016	0.0000	0.0016
G-103941-A1	Stanislaus	Open Hearth Fireplace	Gas Insert				TRUE	1/29/2021	2/23/2021	22.7	0	7%	68%	0.299465	54%	44%	0.0028	0.0000	0.0028
G-103943-A1	Kern	Open Hearth Fireplace	Gas Insert				TRUE	12/7/2020	3/4/2021	22.7	0	7%	68%	0.299465	31%	51%	0.0016	0.0000	0.0016
G-103944-A1	Merced	Wood-Burning Firebox	Gas Insert				TRUE	3/1/2021	3/10/2021	22.7	0	7%	68%	0.299465	68%	32%	0.0035	0.0000	0.0035
G-103945-A1	Stanislaus	Open Hearth Fireplace	Gas Insert				TRUE	1/27/2021	4/13/2021	22.7	0	7%	68%	0.299465	54%	44%	0.0028	0.0000	0.0028
G-103946-A1	Fresno	Wood-Burning Firebox	Gas Insert				TRUE	12/19/2020	1/11/2021	22.7	0	7%	68%	0.299465	24%	59%	0.0013	0.0000	0.0013
G-103952-A1	Fresno	Wood-Burning Firebox	Gas Fireplace				TRUE	11/20/2021	12/16/2021	22.7	0	7%	68%	0.299465	24%	59%	0.0013	0.0000	0.0013
G-103958-A1	San Joaquin	Wood-Burning Firebox	Gas Fireplace				TRUE	1/26/2021	2/17/2021	22.7	0	7%	68%	0.299465	61%	38%	0.0032	0.0000	0.0032
G-103959-A1	Stanislaus	Wood-Burning Firebox	Gas Fireplace				TRUE	1/9/2021	2/2/2021	22.7	0	7%	68%	0.299465	54%	44%	0.0028	0.0000	0.0028
G-103962-A1	Fresno	Open Hearth Fireplace	Gas Insert				TRUE	12/21/2020	1/12/2021	22.7	0	7%	68%	0.299465	24%	59%	0.0013	0.0000	0.0013
G-103963-A1	Fresno	Open Hearth Fireplace	Certified Wood Insert	1.5		69 Non-Catalytic	FALSE	1/3/2021	1/12/2021	22.7	3	7%	69%	0.299465	100%	0%	0.0052	0.0001	0.0052
G-103964-A1	Fresno	Wood-Burning Firebox	Gas Insert				TRUE	12/19/2020	5/19/2021	22.7	0	7%	68%	0.299465	24%	59%	0.0013	0.0000	0.0013
G-103965-A1	Kings	Wood-Burning Firebox	Gas Insert				TRUE	12/21/2020	1/11/2021	22.7	0	7%	68%	0.299465	48%	48%	0.0025	0.0000	0.0025
G-103966-A1	Fresno	Non-Certified Pellet Insert	Gas Insert				TRUE	12/21/2020	1/11/2021	2.9	0	68%	68%	2.1	24%	59%	0.0011	0.0000	0.0011
G-103967-A1	Fresno	Open Hearth Fireplace	Gas Insert				TRUE	11/22/2021	12/28/2021	22.7	0	7%	68%	0.299465	24%	59%	0.0013	0.0000	0.0013
G-103971-A1	Kern	Open Hearth Fireplace	Gas Insert				TRUE	12/4/2020	12/30/2020	22.7	0	7%	68%	0.299465	31%	51%	0.0016	0.0000	0.0016
G-103976-A1	Kern	Open Hearth Fireplace	Gas Insert				TRUE	3/22/2021	4/15/2021	22.7	0	7%	68%	0.299465	31%	51%	0.0016	0.0000	0.0016
G-103981-A1	Fresno	Open Hearth Fireplace	Gas Insert				TRUE	12/9/2020	1/5/2021	22.7	0	7%	68%	0.299465	24%	59%	0.0013	0.0000	0.0013
G-103984-A1	Fresno	Open Hearth Fireplace	Gas Insert				TRUE	1/27/2021	2/19/2021	22.7	0	7%	68%	0.299465	24%	59%	0.0013	0.0000	0.0013
G-103990-A1	San Joaquin	Open Hearth Fireplace	Gas Insert				TRUE	2/19/2021	3/17/2021	22.7	0	7%	68%	0.299465	61%	38%	0.0032	0.0000	0.0032
G-103998-A1	San Joaquin	Open Hearth Fireplace	Gas Insert				TRUE	1/1/2021	2/16/2021	22.7	0	7%	68%	0.299465	61%	38%	0.0032	0.0000	0.0032
G-104000-A1	San Joaquin	Open Hearth Fireplace	Gas Insert				TRUE	1/11/2021	1/22/2021	22.7	0	7%	68%	0.299465	61%	38%	0.0032	0.0000	0.0032
G-104002-A1	Fresno	Wood-Burning Firebox	Gas Insert				TRUE	1/27/2021	2/22/2021	22.7	0	7%	68%	0.299465	24%	59%	0.0013	0.0000	0.0013
G-104003-A1	Fresno	Non-Certified Wood Insert	Gas Insert				TRUE	1/16/2021	2/10/2021	29.5	0	54%	68%	2.1	24%	59%	0.0115	0.0000	0.0115
G-104004-A1	Kern	Open Hearth Fireplace	Gas Insert				TRUE	2/1/2021	2/23/2021	22.7	0	7%	68%	0.299465	31%	51%	0.0016	0.0000	0.0016
G-104005-A1	Tulare	Wood-Burning Firebox	Gas Insert				TRUE	1/26/2021	2/10/2021	22.7	0	7%	68%	0.299465	53%	43%	0.0028	0.0000	0.0028
G-104006-A1	Fresno	Wood-Burning Firebox	Gas Insert				TRUE	1/6/2021	2/2/2021	22.7	0	7%	68%	0.299465	24%	59%	0.0013	0.0000	0.0013
G-104007-A1	San Joaquin	Non-Certified Pellet Insert	Gas Insert				TRUE	1/30/2021	3/4/2021	2.9	0	68%	68%	2.1	61%	38%	0.0029	0.0000	0.0029
G-104008-A1	Fresno	Wood-Burning Firebox	Gas Insert				TRUE	1/30/2021	2/23/2021	22.7	0	7%	68%	0.299465	24%	59%	0.0013	0.0000	0.0013
G-104009-A1	Tulare	Wood-Burning Firebox	Gas Insert				TRUE	12/15/2020	1/5/2021	22.7	0	7%	68%	0.299465	53%	43%	0.0028	0.0000	0.0028
G-104011-A1	Kern	Wood-Burning Firebox	Gas Insert				TRUE	12/11/2020	12/22/2020	22.7	0	7%	68%	0.299465	31%	51%	0.0016	0.0000	0.0016
G-104013-A1	Kern	Open Hearth Fireplace	Gas Insert				TRUE	12/24/2020	1/11/2021	22.7	0	7%	68%	0.299465	31%	51%	0.0016	0.0000	0.0016
G-104014-A1	Kern	Open Hearth Fireplace	Gas Insert				TRUE	12/9/2020	1/11/2021	22.7	0	7%	68%	0.299465	31%	51%	0.0016	0.0000	0.0016
G-104015-A1	Kern	Open Hearth Fireplace	Gas Insert				TRUE	12/9/2020	1/11/2021	22.7	0	7%	68%	0.299465	31%	51%	0.0016	0.0000	0.0016
G-104017-A1	Stanislaus	Non-Certified Wood Insert	Gas Insert				TRUE	1/29/2021	2/22/2021	29.5	0	54%	68%	2.1	54%	44%	0.0258	0.0000	0.0258
G-104019-A1	Fresno	Non-Certified Wood Insert	Gas Insert				TRUE	1/20/2021	2/19/2021	29.5	0	54%	68%	2.1	24%	59%	0.0115	0.0000	0.0115
G-104027-A1	Fresno	Open Hearth Fireplace	Gas Insert				TRUE	4/20/2021	5/12/2021	22.7	0	7%	68%	0.299465	24%	59%	0.0013	0.0000	0.0013
G-104034-A1	Madera	Open Hearth Fireplace	Certified Wood Insert	2.3		72 Non-Catalytic	FALSE	1/8/2021	2/1/2021	22.7	4.6	7%	72%	0.299465	100%	0%	0.0052	0.0001	0.0051
G-104035-A1	Fresno	Wood-Burning Firebox	Certified Wood Insert	2.3		72 Non-Catalytic	FALSE	12/5/2020	1/5/2021	22.7	4.6	7%	72%	0.299465	100%	0%	0.0052	0.0001	0.0051
G-104036-A1	Tulare	Non-Certified Wood Insert	Certified Wood Insert	2.3		72 Non-Catalytic	TRUE	4/8/2021	4/28/2021	29.5	4.6	54%	72%	2.1	53%	43%	0.0254	0.0033	0.0221
G-104037-A1	Madera	Non-Certified Wood Insert	Gas Insert				TRUE	12/10/2020	1/11/2021	29.5	0	54%	68%	2.1	33%	57%	0.0159	0.0000	0.0159
G-104043-A1	Kern	Non-Certified Wood Insert	Gas Insert				TRUE	1/15/2021	3/9/2021	29.5	0	54%	68%	2.1	31%	51%	0.0147	0.0000	0.0147
G-104044-A1	Kern	Wood-Burning Firebox	Gas Insert				TRUE	2/3/2021	3/4/2021	22.7	0	7%	68%	0.299465	31%	51%	0.0016	0.0000	0.0016
G-104050-A1	Fresno	Open Hearth Fireplace	Gas Insert				TRUE	1/9/2021	2/19/2021	22.7	0	7%	68%	0.299465	24%	59%	0.0013	0.0000	0.0013
G-104071-A1	San Joaquin	Freestanding Non-Certified Wood Stove	Freestanding Certified Wood Stove	1.5		77 Non-Catalytic	FALSE	2/15/2021	3/4/2021	29.5	3	54%	77%	1.15	100%	0%	0.0261	0.0019	0.0243
G-104072-A1	Fresno	Open Hearth Fireplace	Gas Insert				TRUE	5/20/2021	7/22/2021	22.7	0	7%	68%	0.299465	24%	59%	0.0013	0.0000	0.0013
G-104074-A1	Fresno	Wood-Burning Firebox	Gas Insert				TRUE	12/28/2020	1/12/2021	22.7	0	7%	68%	0.299465	24%	59%	0.0013	0.0000	0.0013
G-104075-A1	Stanislaus	Open Hearth Fireplace	Gas Insert				TRUE	3/19/2021	4/8/2021	22.7	0	7%	68%	0.299465	54%	44%	0.0028	0.0000	0.0028
G-104077-A1	Fresno	Open Hearth Fireplace	Gas Insert				TRUE	4/12/2021	5/3/2021	22.7	0	7%	68%	0.299465	24%	59%	0.0013	0.0000	0.0013
G-104079-A1	Fresno	Open Hearth Fireplace	Gas Insert				TRUE	1/16/2021	2/23/2021	22.7	0	7%	68%	0.299465	24%	59%	0.0013	0.0000	0.0013
G-104081-A1	Stanislaus	Open Hearth Fireplace	Gas Insert				TRUE	12/11/2020	1/12/2021	22.7	0	7%	68%	0.299465	54%	44%	0.0028	0.0000	0.0028
G-104082-A1	Kings	Open Hearth Fireplace	Gas Insert				TRUE	1/8/2021	2/8/2021	22.7	0	7%	68%	0.299465	48%	48%	0.0025	0.0000	0.0025
G-104085-A1	Fresno	Freestanding Non-Certified Wood Stove	Freestanding Gas Stove				TRUE	3/4/2021	4/15/2021	29.5	0	54%	68%	2.09	24%	59%	0.0115	0.0000	0.0115
G-104087-A1	Merced	Wood-Burning Firebox	Gas Insert				TRUE	3/1/2021	3/10/2021	22.7	0	7%	68%	0.299465	68%	32%	0.0035	0.0000	0.0035
G-104088-A1	Fresno	Wood-Burning Firebox	Gas Insert				TRUE	12/21/2020	3/22/2021	22.7	0	7%	68%	0.299465	24%	59%	0.0013	0.0000	0.0013
G-104089-A1	Fresno	Open Hearth Fireplace	Gas Insert				TRUE	12/30/2020	3/22/2021	22.7	0	7%	68%	0.299465	24%	59%	0.0013	0.0000	0.0013
G-104091-A1	Merced	Open Hearth Fireplace	Gas Insert				TRUE	1/27/2021	2/9/2021	22.7									

SAN JOAQUIN VALLEY UNIFIED AIR POLLUTION CONTROL DISTRICT

2021 Annual Demonstration Report

August 31, 2022

Contract#	County	OldDeviceType	NewDeviceType	EmissionRating	OverallEfficiency	DeviceSubtype	PipedNatG	InstallDate	ClaimDate	Emission Factor		Efficiency		FuelUse	Non-Curtailment %		Emissions (tpy PM2.5)		
										EF_Old	EF_New	Eff_Old	Eff_New		B_all	B_reg	Before	After	Reduction
G-104130-A1	Kern	Wood-Burning Firebox	Gas Insert				TRUE	1/12/2021	2/19/2021	22.7	0	7%	68%	0.299465	31%	51%	0.0016	0.0000	0.0016
G-104131-A1	Tulare	Wood-Burning Firebox	Gas Insert				TRUE	12/20/2020	4/8/2021	22.7	0	7%	68%	0.299465	53%	43%	0.0028	0.0000	0.0028
G-104134-A1	Tulare	Open Hearth Fireplace	Certified Wood Insert	1.5		69 Non-Catalytic	FALSE	12/14/2020	1/6/2021	22.7	3	7%	69%	0.299465	100%	0%	0.0052	0.0001	0.0052
G-104137-A1	San Joaquin	Wood-Burning Firebox	Gas Insert				TRUE	10/8/2021	11/5/2021	22.7	0	7%	68%	0.299465	61%	38%	0.0032	0.0000	0.0032
G-104148-A1	Merced	Open Hearth Fireplace	Gas Insert				TRUE	12/27/2020	1/12/2021	22.7	0	7%	68%	0.299465	68%	32%	0.0035	0.0000	0.0035
G-104150-A1	Tulare	Non-Certified Wood Insert	Gas Insert				FALSE	1/20/2021	2/9/2021	29.5	0	54%	68%	2.1	100%	0%	0.0477	0.0000	0.0477
G-104154-A1	Fresno	Open Hearth Fireplace	Gas Insert				TRUE	2/10/2021	2/23/2021	22.7	0	7%	68%	0.299465	24%	59%	0.0013	0.0000	0.0013
G-104155-A1	Fresno	Open Hearth Fireplace	Gas Insert				TRUE	2/9/2021	3/9/2021	22.7	0	7%	68%	0.299465	24%	59%	0.0013	0.0000	0.0013
G-104157-A1	Fresno	Non-Certified Wood Insert	Gas Insert				FALSE	2/12/2021	3/4/2021	29.5	0	54%	68%	2.1	100%	0%	0.0477	0.0000	0.0477
G-104163-A1	Fresno	Open Hearth Fireplace	Gas Insert				TRUE	1/26/2021	2/9/2021	22.7	0	7%	68%	0.299465	24%	59%	0.0013	0.0000	0.0013
G-104165-A1	Fresno	Non-Certified Wood Insert	Gas Insert				TRUE	2/16/2021	3/4/2021	29.5	0	54%	68%	2.1	24%	59%	0.0115	0.0000	0.0115
G-104168-A1	Fresno	Open Hearth Fireplace	Gas Insert				TRUE	12/23/2020	2/17/2021	22.7	0	7%	68%	0.299465	24%	59%	0.0013	0.0000	0.0013
G-104169-A1	Fresno	Open Hearth Fireplace	Gas Insert				TRUE	1/15/2021	2/19/2021	22.7	0	7%	68%	0.299465	24%	59%	0.0013	0.0000	0.0013
G-104170-A1	Fresno	Open Hearth Fireplace	Gas Insert				TRUE	2/4/2021	2/23/2021	22.7	0	7%	68%	0.299465	24%	59%	0.0013	0.0000	0.0013
G-104171-A1	San Joaquin	Open Hearth Fireplace	Certified Wood Insert	2.3		72 Non-Catalytic	TRUE	12/22/2020	1/6/2021	22.7	4.6	7%	72%	0.299465	61%	38%	0.0032	0.0001	0.0031
G-104173-A1	Fresno	Wood-Burning Firebox	Gas Insert				TRUE	3/5/2021	4/28/2021	22.7	0	7%	68%	0.299465	24%	59%	0.0013	0.0000	0.0013
G-104174-A1	Fresno	Wood-Burning Firebox	Gas Insert				TRUE	2/15/2021	3/10/2021	22.7	0	7%	68%	0.299465	24%	59%	0.0013	0.0000	0.0013
G-104178-A1	San Joaquin	Open Hearth Fireplace	Gas Insert				TRUE	3/23/2021	4/13/2021	22.7	0	7%	68%	0.299465	61%	38%	0.0032	0.0000	0.0032
G-104181-A1	Fresno	Open Hearth Fireplace	Gas Insert				TRUE	1/6/2021	2/3/2021	22.7	0	7%	68%	0.299465	24%	59%	0.0013	0.0000	0.0013
G-104187-A1	Stanislaus	Open Hearth Fireplace	Gas Insert				TRUE	3/22/2021	4/13/2021	22.7	0	7%	68%	0.299465	54%	44%	0.0028	0.0000	0.0028
G-104188-A1	Fresno	Freestanding Non-Certified Wood Stove	Freestanding Gas Stove				TRUE	1/13/2021	2/23/2021	29.5	0	54%	68%	2.09	24%	59%	0.0115	0.0000	0.0115
G-104197-A1	Fresno	Open Hearth Fireplace	Gas Insert				TRUE	2/10/2021	2/23/2021	22.7	0	7%	68%	0.299465	24%	59%	0.0013	0.0000	0.0013
G-104198-A1	Fresno	Non-Certified Wood Insert	Gas Insert				TRUE	7/29/2021	8/11/2021	29.5	0	54%	68%	2.1	24%	59%	0.0115	0.0000	0.0115
G-104199-A1	Tulare	Wood-Burning Firebox	Gas Insert				TRUE	12/11/2020	2/17/2021	22.7	0	7%	68%	0.299465	53%	43%	0.0028	0.0000	0.0028
G-104203-A1	Fresno	Open Hearth Fireplace	Gas Insert				TRUE	3/24/2021	4/13/2021	22.7	0	7%	68%	0.299465	24%	59%	0.0013	0.0000	0.0013
G-104204-A1	Kern	Open Hearth Fireplace	Gas Insert				TRUE	1/18/2021	2/9/2021	22.7	0	7%	68%	0.299465	31%	51%	0.0016	0.0000	0.0016
G-104209-A1	Kern	Open Hearth Fireplace	Gas Insert				TRUE	3/1/2021	4/19/2021	22.7	0	7%	68%	0.299465	31%	51%	0.0016	0.0000	0.0016
G-104220-A1	Tulare	Open Hearth Fireplace	Certified Wood Insert	2.3		72 Non-Catalytic	FALSE	12/29/2020	1/12/2021	22.7	4.6	7%	72%	0.299465	100%	0%	0.0052	0.0001	0.0051
G-104221-A1	San Joaquin	Open Hearth Fireplace	Gas Insert				TRUE	3/3/2021	3/18/2021	22.7	0	7%	68%	0.299465	61%	38%	0.0032	0.0000	0.0032
G-104222-A1	Kings	Open Hearth Fireplace	Certified Wood Insert	1.5		69 Non-Catalytic	FALSE	1/2/2021	3/18/2021	22.7	3	7%	69%	0.299465	100%	0%	0.0052	0.0000	0.0052
G-104223-A1	Fresno	Wood-Burning Firebox	Gas Insert				TRUE	3/17/2021	4/8/2021	22.7	0	7%	68%	0.299465	24%	59%	0.0013	0.0000	0.0013
G-104225-A1	Tulare	Open Hearth Fireplace	Gas Insert				TRUE	12/15/2020	12/29/2020	22.7	0	7%	68%	0.299465	53%	43%	0.0028	0.0000	0.0028
G-104226-A1	Tulare	Open Hearth Fireplace	Gas Insert				TRUE	1/6/2021	1/21/2021	22.7	0	7%	68%	0.299465	53%	43%	0.0028	0.0000	0.0028
G-104227-A1	Tulare	Wood-Burning Firebox	Gas Insert				TRUE	12/30/2020	1/12/2021	22.7	0	7%	68%	0.299465	53%	43%	0.0028	0.0000	0.0028
G-104228-A1	San Joaquin	Open Hearth Fireplace	Gas Insert				TRUE	1/28/2021	2/17/2021	22.7	0	7%	68%	0.299465	61%	38%	0.0032	0.0000	0.0032
G-104230-A1	Kern	Open Hearth Fireplace	Gas Insert				TRUE	1/5/2021	2/19/2021	22.7	0	7%	68%	0.299465	31%	51%	0.0016	0.0000	0.0016
G-104231-A1	Tulare	Open Hearth Fireplace	Certified Wood Insert	1.5		69 Non-Catalytic	TRUE	1/9/2021	2/9/2021	22.7	3	7%	69%	0.299465	53%	43%	0.0028	0.0000	0.0027
G-104232-A1	San Joaquin	Open Hearth Fireplace	Gas Insert				TRUE	2/16/2021	3/10/2021	22.7	0	7%	68%	0.299465	61%	38%	0.0032	0.0000	0.0032
G-104233-A1	Kern	Wood-Burning Firebox	Gas Insert				TRUE	7/21/2021	9/1/2021	22.7	0	7%	68%	0.299465	31%	51%	0.0016	0.0000	0.0016
G-104234-A1	Tulare	Wood-Burning Firebox	Gas Insert				TRUE	2/10/2021	2/22/2021	22.7	0	7%	68%	0.299465	53%	43%	0.0028	0.0000	0.0028
G-104235-A1	Stanislaus	Wood-Burning Firebox	Gas Insert				TRUE	2/4/2021	3/4/2021	22.7	0	7%	68%	0.299465	54%	44%	0.0028	0.0000	0.0028
G-104236-A1	Kern	Wood-Burning Firebox	Gas Insert				TRUE	12/23/2020	1/21/2021	22.7	0	7%	68%	0.299465	31%	51%	0.0016	0.0000	0.0016
G-104237-A1	Kern	Open Hearth Fireplace	Gas Insert				TRUE	5/20/2021	6/16/2021	22.7	0	7%	68%	0.299465	31%	51%	0.0016	0.0000	0.0016
G-104238-A1	Kern	Wood-Burning Firebox	Gas Insert				TRUE	12/21/2020	1/21/2021	22.7	0	7%	68%	0.299465	31%	51%	0.0016	0.0000	0.0016
G-104239-A1	Kern	Wood-Burning Firebox	Gas Insert				TRUE	1/15/2021	2/9/2021	22.7	0	7%	68%	0.299465	31%	51%	0.0016	0.0000	0.0016
G-104240-A1	Kern	Wood-Burning Firebox	Gas Insert				TRUE	1/4/2021	5/19/2021	22.7	0	7%	68%	0.299465	31%	51%	0.0016	0.0000	0.0016
G-104241-A1	Kern	Wood-Burning Firebox	Certified Pellet Insert	0.89		70 Non-Catalytic	FALSE	3/16/2021	4/13/2021	22.7	1.78	7%	70%	0.299465	100%	0%	0.0052	0.0000	0.0052
G-104242-A1	Kern	Wood-Burning Firebox	Gas Insert				TRUE	1/13/2021	2/9/2021	22.7	0	7%	68%	0.299465	31%	51%	0.0016	0.0000	0.0016
G-104243-A1	Kern	Open Hearth Fireplace	Gas Insert				TRUE	12/9/2020	1/6/2021	22.7	0	7%	68%	0.299465	31%	51%	0.0016	0.0000	0.0016
G-104245-A1	Kern	Open Hearth Fireplace	Gas Insert				TRUE	12/16/2020	2/24/2021	22.7	0	7%	68%	0.299465	31%	51%	0.0016	0.0000	0.0016
G-104247-A1	Kern	Open Hearth Fireplace	Gas Insert				TRUE	1/4/2021	2/19/2021	22.7	0	7%	68%	0.299465	31%	51%	0.0016	0.0000	0.0016
G-104249-A1	Fresno	Wood-Burning Firebox	Gas Insert				TRUE	1/2/2020	1/21/2021	22.7	0	7%	68%	0.299465	24%	59%	0.0013	0.0000	0.0013
G-104250-A1	Kings	Open Hearth Fireplace	Gas Insert				FALSE	1/27/2021	2/10/2021	22.7	0	7%	68%	0.299465	100%	0%	0.0052	0.0000	0.0052
G-104251-A1	Fresno	Wood-Burning Firebox	Gas Insert				TRUE	12/22/2020	2/2/2021	22.7	0	7%	68%	0.299465	24%	59%	0.0013	0.0000	0.0013
G-104253-A1	Fresno	Open Hearth Fireplace	Gas Insert				TRUE	2/10/2021	3/1/2021	22.7	0	7%	68%	0.299465	24%	59%	0.0013	0.0000	0.0013
G-104254-A1	Fresno	Open Hearth Fireplace	Certified Wood Insert	1.9		78 Hybrid	FALSE	2/9/2021	3/1/2021	22.7	3.8	7%	78%	0.299465	100%	0%	0.0052	0.0001	0.0052
G-104255-A1	Madera	Open Hearth Fireplace	Certified Wood Insert	1.2		72 Non-Catalytic	FALSE	4/22/2021	5/12/2021	22.7	2.4	7%	72%	0.299465	100%	0%	0.0052	0.0001	0.0052
G-104256-A1	San Joaquin	Open Hearth Fireplace	Gas Insert				TRUE	2/20/2021	3/10/2021	22.7	0	7%	68%	0.299465	61%	38%	0.0032	0.0000	0.0032
G-104257-A1	Madera	Wood-Burning Firebox	Gas Fireplace				FALSE	4/16/2021	5/17/2021	22.7	0	7%	68%	0.299465	100%	0%	0.0052	0.0000	0.0052
G-104258-A1	Stanislaus	Open Hearth Fireplace	Gas Insert				FALSE	1/26/2021	2/23/2021	22.7	0	7%	68%	0.299465	100%	0%	0.0052	0.0000	0.0052
G-104259-A1	Stanislaus	Open Hearth Fireplace	Gas Insert				TRUE	1/15/2021	3/10/2021	22.7	0	7%	68%	0.299465	54%	44%	0.0028	0.0000	0.0028
G-104262-A1	Merced	Freestanding Non-Certified Wood Stove	Freestanding Certified Wood Stove	2		72 Non-Catalytic	FALSE	1/19/2021	2/16/2021	29.5	4	54%	72%	2.67	100%	0%	0.0606	0.0062	0.0545
G-104270-A1	Fresno	Wood-Burning Firebox	Gas Insert				TRUE	7/23/2021	8/25/2021	22.7	0	7%	68%	0.299465	24%	59%	0.0013	0.0000	0.0013
G-104271-A1	Madera	Open Hearth Fireplace	Certified Wood Insert	1.4		67 Non-Catalytic	FALSE	2/24/2021	3/10/2021	22.7	2.8	7%	67%	0.299465	100%	0%	0.0052	0.0001	0.0052
G-104283-A1	Fresno	Wood-Burning Firebox	Gas Insert				TRUE	12/20/2020	1/20/2021	22.7	0	7%	68%	0.299465	24%	59%	0.0013	0.0000	0.0013
G-104284-A1	Fresno	Open Hearth Fireplace	Gas Insert				TRUE	12/21/2020	1/21/2021	22.7	0	7%	68%	0.299465	24%	59%	0.0013	0.0000	0.0013
G-104318-A1	Fresno	Wood-Burning Firebox	Gas Insert				TRUE	1/7/2021	2/9/2021	22.7	0	7%	68%	0.299465	24%	59%	0.0013	0.0000	0.0013
G-104319-A1	Merced	Open Hearth Fireplace	Gas Insert		</														

SAN JOAQUIN VALLEY UNIFIED AIR POLLUTION CONTROL DISTRICT

2021 Annual Demonstration Report

August 31, 2022

Contract#	County	OldDeviceType	NewDeviceType	EmissionRating	OverallEfficiency	DeviceSubtype	PipedNatGa	InstallDate	ClaimDate	Emission Factor		Efficiency		FuelUse	Non-Curtailment %		Emissions (tpy PM2.5)		
										EF_Old	EF_New	Eff_Old	Eff_New		B_all	B_reg	Before	After	Reduction
G-104378-A1	Fresno	Non-Certified Wood Insert	Gas Insert				TRUE	1/22/2021	2/16/2021	29.5	0	54%	68%	2.1	24%	59%	0.0115	0.0000	0.0115
G-104379-A1	Fresno	Open Hearth Fireplace	Gas Insert				TRUE	1/2/2021	1/20/2021	22.7	0	7%	68%	0.299465	24%	59%	0.0013	0.0000	0.0013
G-104380-A1	Fresno	Open Hearth Fireplace	Gas Insert				TRUE	12/30/2020	1/20/2021	22.7	0	7%	68%	0.299465	24%	59%	0.0013	0.0000	0.0013
G-104381-A1	Fresno	Certified Wood Insert	Gas Insert				TRUE	2/6/2021	2/24/2021	14.5785	0	68%	68%	2.1	24%	59%	0.0057	0.0000	0.0057
G-104386-A1	Fresno	Non-Certified Wood Insert	Gas Insert				TRUE	1/2/2021	1/20/2021	29.5	0	54%	68%	2.1	24%	59%	0.0115	0.0000	0.0115
G-104389-A1	Kern	Open Hearth Fireplace	Gas Insert				TRUE	1/6/2021	2/9/2021	22.7	0	7%	68%	0.299465	31%	51%	0.0016	0.0000	0.0016
G-104390-A1	Fresno	Wood-Burning Firebox	Gas Insert				TRUE	12/21/2020	12/29/2020	22.7	0	7%	68%	0.299465	24%	59%	0.0013	0.0000	0.0013
G-104394-A1	Kings	Open Hearth Fireplace	Gas Insert				FALSE	1/7/2021	3/9/2021	22.7	0	7%	68%	0.299465	100%	0%	0.0052	0.0000	0.0052
G-104395-A1	Tulare	Certified Pellet Insert	Gas Insert				TRUE	12/30/2020	1/11/2021	2.9	0	68%	68%	2.1	53%	43%	0.0025	0.0000	0.0025
G-104397-A1	Tulare	Open Hearth Fireplace	Certified Wood Insert	1.2		72 Non-Catalytic	FALSE	3/24/2021	4/14/2021	22.7	2.4	7%	72%	0.299465	100%	0%	0.0052	0.0001	0.0052
G-104398-A1	Kings	Wood-Burning Firebox	Gas Insert				TRUE	1/7/2021	1/21/2021	22.7	0	7%	68%	0.299465	48%	48%	0.0025	0.0000	0.0025
G-104399-A1	Fresno	Open Hearth Fireplace	Gas Insert				TRUE	12/19/2020	1/12/2021	22.7	0	7%	68%	0.299465	24%	59%	0.0013	0.0000	0.0013
G-104400-A1	Tulare	Wood-Burning Firebox	Gas Insert				TRUE	1/16/2021	2/24/2021	22.7	0	7%	68%	0.299465	53%	43%	0.0028	0.0000	0.0028
G-104401-A1	Fresno	Wood-Burning Firebox	Gas Insert				TRUE	2/26/2021	3/9/2021	22.7	0	7%	68%	0.299465	24%	59%	0.0013	0.0000	0.0013
G-104413-A1	Fresno	Non-Certified Wood Insert	Gas Insert				TRUE	3/12/2021	4/15/2021	29.5	0	54%	68%	2.1	24%	59%	0.0115	0.0000	0.0115
G-104416-A1	Stanislaus	Wood-Burning Firebox	Certified Wood Insert	1.3		72 Non-Catalytic	TRUE	12/14/2020	2/16/2021	22.7	2.6	7%	72%	0.299465	54%	44%	0.0028	0.0000	0.0028
G-104417-A1	Fresno	Wood-Burning Firebox	Gas Insert				TRUE	2/17/2021	3/15/2021	22.7	0	7%	68%	0.299465	24%	59%	0.0013	0.0000	0.0013
G-104427-A1	Kern	Non-Certified Pellet Insert	Gas Insert				TRUE	1/8/2021	2/19/2021	2.9	0	68%	68%	2.1	31%	51%	0.0014	0.0000	0.0014
G-104433-A1	Fresno	Open Hearth Fireplace	Gas Insert				TRUE	3/10/2021	4/13/2021	22.7	0	7%	68%	0.299465	24%	59%	0.0013	0.0000	0.0013
G-104436-A1	Fresno	Open Hearth Fireplace	Gas Insert				TRUE	2/13/2021	3/18/2021	22.7	0	7%	68%	0.299465	24%	59%	0.0013	0.0000	0.0013
G-104463-A1	Fresno	Open Hearth Fireplace	Gas Insert				TRUE	2/12/2021	3/18/2021	22.7	0	7%	68%	0.299465	24%	59%	0.0013	0.0000	0.0013
G-104466-A1	Kern	Open Hearth Fireplace	Gas Insert				TRUE	12/16/2020	1/11/2021	22.7	0	7%	68%	0.299465	31%	51%	0.0016	0.0000	0.0016
G-104498-A1	Fresno	Open Hearth Fireplace	Certified Wood Insert	1.8		73 Catalytic	FALSE	12/23/2020	1/21/2021	22.7	3.6	7%	73%	0.299465	100%	0%	0.0052	0.0001	0.0052
G-104499-A1	Madera	Open Hearth Fireplace	Gas Insert				TRUE	1/23/2021	2/19/2021	22.7	0	7%	68%	0.299465	33%	57%	0.0017	0.0000	0.0017
G-104501-A1	San Joaquin	Non-Certified Wood Insert	Gas Insert				TRUE	2/19/2021	3/15/2021	29.5	0	54%	68%	2.1	61%	38%	0.0290	0.0000	0.0290
G-104504-A1	Kern	Wood-Burning Firebox	Gas Insert				TRUE	2/16/2021	3/4/2021	22.7	0	7%	68%	0.299465	31%	51%	0.0016	0.0000	0.0016
G-104513-A1	Kern	Open Hearth Fireplace	Gas Insert				TRUE	12/12/2020	1/8/2021	22.7	0	7%	68%	0.299465	31%	51%	0.0016	0.0000	0.0016
G-104514-A1	Tulare	Wood-Burning Firebox	Gas Insert				TRUE	1/12/2021	2/9/2021	22.7	0	7%	68%	0.299465	53%	43%	0.0028	0.0000	0.0028
G-104515-A1	Stanislaus	Certified Wood Insert	Gas Insert				TRUE	2/2/2021	4/15/2021	14.5785	0	68%	68%	2.1	54%	44%	0.0128	0.0000	0.0128
G-104516-A1	Fresno	Open Hearth Fireplace	Gas Insert				TRUE	12/17/2020	1/6/2021	22.7	0	7%	68%	0.299465	24%	59%	0.0013	0.0000	0.0013
G-104517-A1	Tulare	Open Hearth Fireplace	Gas Insert				FALSE	1/5/2021	1/21/2021	22.7	0	7%	68%	0.299465	100%	0%	0.0052	0.0000	0.0052
G-104518-A1	Fresno	Wood-Burning Firebox	Gas Insert				TRUE	12/16/2020	1/6/2021	22.7	0	7%	68%	0.299465	24%	59%	0.0013	0.0000	0.0013
G-104519-A1	Fresno	Open Hearth Fireplace	Gas Insert				TRUE	12/15/2020	12/29/2020	22.7	0	7%	68%	0.299465	24%	59%	0.0013	0.0000	0.0013
G-104522-A1	Kern	Non-Certified Pellet Insert	Gas Insert				TRUE	2/11/2021	3/29/2021	2.9	0	68%	68%	2.1	31%	51%	0.0014	0.0000	0.0014
G-104529-A1	Fresno	Open Hearth Fireplace	Gas Insert				TRUE	2/19/2021	3/18/2021	22.7	0	7%	68%	0.299465	24%	59%	0.0013	0.0000	0.0013
G-104530-A1	Fresno	Open Hearth Fireplace	Gas Insert				TRUE	2/10/2021	2/24/2021	22.7	0	7%	68%	0.299465	24%	59%	0.0013	0.0000	0.0013
G-104537-A1	San Joaquin	Non-Certified Wood Insert	Gas Insert				TRUE	2/23/2021	3/23/2021	29.5	0	54%	68%	2.1	61%	38%	0.0290	0.0000	0.0290
G-104539-A1	Fresno	Wood-Burning Firebox	Gas Insert				TRUE	12/29/2020	2/1/2021	22.7	0	7%	68%	0.299465	24%	59%	0.0013	0.0000	0.0013
G-104541-A1	Fresno	Wood-Burning Firebox	Gas Insert				TRUE	12/23/2020	1/11/2021	22.7	0	7%	68%	0.299465	24%	59%	0.0013	0.0000	0.0013
G-104542-A1	Fresno	Wood-Burning Firebox	Gas Insert				TRUE	1/2/2021	1/12/2021	22.7	0	7%	68%	0.299465	24%	59%	0.0013	0.0000	0.0013
G-104543-A1	Fresno	Wood-Burning Firebox	Gas Insert				TRUE	12/22/2020	3/11/2021	22.7	0	7%	68%	0.299465	24%	59%	0.0013	0.0000	0.0013
G-104545-A1	Fresno	Open Hearth Fireplace	Gas Insert				TRUE	1/12/2021	2/9/2021	22.7	0	7%	68%	0.299465	24%	59%	0.0013	0.0000	0.0013
G-104546-A1	Fresno	Open Hearth Fireplace	Gas Insert				TRUE	1/18/2021	2/16/2021	22.7	0	7%	68%	0.299465	24%	59%	0.0013	0.0000	0.0013
G-104553-A1	Fresno	Open Hearth Fireplace	Gas Insert				TRUE	2/4/2021	2/22/2021	22.7	0	7%	68%	0.299465	24%	59%	0.0013	0.0000	0.0013
G-104558-A1	Fresno	Open Hearth Fireplace	Gas Insert				TRUE	1/9/2021	2/9/2021	22.7	0	7%	68%	0.299465	24%	59%	0.0013	0.0000	0.0013
G-104562-A1	Stanislaus	Wood-Burning Firebox	Gas Insert				TRUE	2/19/2021	3/23/2021	22.7	0	7%	68%	0.299465	54%	44%	0.0028	0.0000	0.0028
G-104563-A1	Kern	Open Hearth Fireplace	Gas Insert				TRUE	2/4/2021	3/10/2021	22.7	0	7%	68%	0.299465	31%	51%	0.0016	0.0000	0.0016
G-104565-A1	Fresno	Open Hearth Fireplace	Gas Insert				TRUE	8/21/2021	9/9/2021	22.7	0	7%	68%	0.299465	24%	59%	0.0013	0.0000	0.0013
G-104579-A1	Fresno	Wood-Burning Firebox	Gas Insert				TRUE	8/4/2021	9/22/2021	22.7	0	7%	68%	0.299465	24%	59%	0.0013	0.0000	0.0013
G-104580-A1	Fresno	Open Hearth Fireplace	Gas Insert				TRUE	2/13/2021	4/8/2021	22.7	0	7%	68%	0.299465	24%	59%	0.0013	0.0000	0.0013
G-104581-A1	Kern	Open Hearth Fireplace	Gas Insert				TRUE	1/22/2021	3/29/2021	22.7	0	7%	68%	0.299465	31%	51%	0.0016	0.0000	0.0016
G-104582-A1	Fresno	Wood-Burning Firebox	Gas Insert				TRUE	1/13/2021	2/16/2021	22.7	0	7%	68%	0.299465	24%	59%	0.0013	0.0000	0.0013
G-104583-A1	Madera	Non-Certified Wood Insert	Certified Wood Insert	2.3		72 Non-Catalytic	FALSE	2/11/2021	3/4/2021	29.5	4.6	54%	72%	2.1	100%	0%	0.0477	0.0056	0.0421
G-104585-A1	Fresno	Wood-Burning Firebox	Gas Insert				TRUE	1/15/2021	2/19/2021	22.7	0	7%	68%	0.299465	24%	59%	0.0013	0.0000	0.0013
G-104586-A1	Fresno	Wood-Burning Firebox	Gas Insert				TRUE	1/20/2021	2/16/2021	22.7	0	7%	68%	0.299465	24%	59%	0.0013	0.0000	0.0013
G-104587-A1	Fresno	Wood-Burning Firebox	Gas Insert				TRUE	1/19/2021	3/9/2021	22.7	0	7%	68%	0.299465	24%	59%	0.0013	0.0000	0.0013
G-104588-A1	Tulare	Open Hearth Fireplace	Gas Insert				FALSE	1/22/2021	2/10/2021	22.7	0	7%	68%	0.299465	100%	0%	0.0052	0.0000	0.0052
G-104589-A1	Fresno	Open Hearth Fireplace	Gas Insert				TRUE	1/26/2021	3/22/2021	22.7	0	7%	68%	0.299465	24%	59%	0.0013	0.0000	0.0013
G-104591-A1	Kern	Open Hearth Fireplace	Gas Fireplace				TRUE	3/5/2021	5/17/2021	22.7	0	7%	68%	0.299465	31%	51%	0.0016	0.0000	0.0016
G-104593-A1	Stanislaus	Open Hearth Fireplace	Gas Insert				TRUE	8/21/2021	10/27/2021	22.7	0	7%	68%	0.299465	54%	44%	0.0028	0.0000	0.0028
G-104595-A1	Kern	Wood-Burning Firebox	Gas Insert				TRUE	2/12/2021	3/9/2021	22.7	0	7%	68%	0.299465	31%	51%	0.0016	0.0000	0.0016
G-104596-A1	Kern	Wood-Burning Firebox	Gas Insert				TRUE	2/25/2021	3/16/2021	22.7	0	7%	68%	0.299465	31%	51%	0.0016	0.0000	0.0016
G-104597-A1	Kern	Wood-Burning Firebox	Gas Insert				TRUE	2/23/2021	4/29/2021	22.7	0	7%	68%	0.299465	31%	51%	0.0016	0.0000	0.0016
G-104601-A1	Tulare	Open Hearth Fireplace	Gas Insert				TRUE	1/13/2021	1/22/2021	22.7	0	7%	68%	0.299465	53%	43%	0.0028	0.0000	0.0028
G-104602-A1	Kern	Open Hearth Fireplace	Gas Insert				TRUE	1/29/2021	2/19/2021	22.7	0	7%	68%	0.299465	31%	51%	0.0016	0.0000	0.0016
G-104603-A1	Fresno	Open Hearth Fireplace	Gas Insert				TRUE	1/2/2021	1/21/2021	22.7	0	7%	68%	0.299465	24%	59%	0.0013	0.0000	0.0013
G-104604-A1	Fresno	Open Hearth Fireplace	Gas Insert				TRUE	2/21/2021	3/10/2021	22.7	0	7%	68%	0.299465	24%	59%	0.0013	0.0000	0.0013
G-104606-A1	Stanislaus	Freestanding Non-Certified Wood Stove	Freestanding Gas Stove				TRUE	8/3/2021	9/1/2021	29.5	0	54%	68%	1.55	54%	44%			

SAN JOAQUIN VALLEY UNIFIED AIR POLLUTION CONTROL DISTRICT

2021 Annual Demonstration Report

August 31, 2022

Contract#	County	OldDeviceType	NewDeviceType	EmissionRating	OverallEfficiency	DeviceSubtype	PipedNatGa	InstallDate	ClaimDate	Emission Factor		Efficiency		FuelUse	Non-Curtailment %		Emissions (tpy PM2.5)		
										EF_Old	EF_New	Eff_Old	Eff_New		B_all	B_reg	Before	After	Reduction
G-104662-A1	Kern	Open Hearth Fireplace	Gas Insert				TRUE	1/5/2021	2/2/2021	22.7	0	7%	68%	0.299465	31%	51%	0.0016	0.0000	0.0016
G-104664-A1	Fresno	Open Hearth Fireplace	Gas Insert				TRUE	3/2/2021	3/17/2021	22.7	0	7%	68%	0.299465	24%	59%	0.0013	0.0000	0.0013
G-104665-A1	San Joaquin	Wood-Burning Firebox	Gas Fireplace				TRUE	1/6/2021	2/17/2021	22.7	0	7%	68%	0.299465	61%	38%	0.0032	0.0000	0.0032
G-104666-A1	Stanislaus	Open Hearth Fireplace	Gas Insert				TRUE	1/9/2021	3/16/2021	22.7	0	7%	68%	0.299465	54%	44%	0.0028	0.0000	0.0028
G-104667-A1	San Joaquin	Open Hearth Fireplace	Certified Pellet Insert	0.74		76 Non-Catalytic	TRUE	2/26/2021	3/29/2021	22.7	1.48	7%	76%	0.299465	61%	38%	0.0032	0.0000	0.0032
G-104668-A1	Fresno	Non-Certified Wood Insert	Gas Insert				TRUE	2/13/2021	3/9/2021	29.5	0	54%	68%	2.1	24%	59%	0.0115	0.0000	0.0115
G-104669-A1	Tulare	Non-Certified Wood Insert	Gas Insert				TRUE	1/5/2021	2/17/2021	29.5	0	54%	68%	2.1	53%	43%	0.0254	0.0000	0.0254
G-104672-A1	Kern	Wood-Burning Firebox	Gas Insert				TRUE	3/4/2021	3/16/2021	22.7	0	7%	68%	0.299465	31%	51%	0.0016	0.0000	0.0016
G-104673-A1	Fresno	Open Hearth Fireplace	Gas Insert				TRUE	1/5/2021	2/2/2021	22.7	0	7%	68%	0.299465	24%	59%	0.0013	0.0000	0.0013
G-104674-A1	Madera	Open Hearth Fireplace	Gas Insert				FALSE	1/14/2021	2/22/2021	22.7	0	7%	68%	0.299465	100%	0%	0.0052	0.0000	0.0052
G-104675-A1	Madera	Open Hearth Fireplace	Gas Insert				TRUE	1/9/2021	2/3/2021	22.7	0	7%	68%	0.299465	33%	57%	0.0017	0.0000	0.0017
G-104676-A1	Fresno	Freestanding Non-Certified Wood Stove	Freestanding Certified Wood Stove	2.5		70 Non-Catalytic	FALSE	12/31/2020	6/16/2021	29.5	5	54%	70%	2.09	100%	0%	0.0475	0.0062	0.0413
G-104677-A1	Tulare	Open Hearth Fireplace	Gas Insert				TRUE	2/12/2021	3/4/2021	22.7	0	7%	68%	0.299465	53%	43%	0.0028	0.0000	0.0028
G-104680-A1	Kern	Wood-Burning Firebox	Gas Insert				TRUE	12/28/2020	1/20/2021	22.7	0	7%	68%	0.299465	31%	51%	0.0016	0.0000	0.0016
G-104681-A1	San Joaquin	Open Hearth Fireplace	Gas Insert				TRUE	2/9/2021	3/4/2021	22.7	0	7%	68%	0.299465	61%	38%	0.0032	0.0000	0.0032
G-104692-A1	Fresno	Open Hearth Fireplace	Gas Insert				TRUE	1/28/2021	2/19/2021	22.7	0	7%	68%	0.299465	24%	59%	0.0013	0.0000	0.0013
G-104698-A1	Fresno	Open Hearth Fireplace	Gas Insert				TRUE	2/6/2021	2/24/2021	22.7	0	7%	68%	0.299465	24%	59%	0.0013	0.0000	0.0013
G-104705-A1	Fresno	Wood-Burning Firebox	Gas Insert				TRUE	2/25/2021	3/16/2021	22.7	0	7%	68%	0.299465	24%	59%	0.0013	0.0000	0.0013
G-104715-A1	Fresno	Wood-Burning Firebox	Gas Insert				TRUE	3/16/2021	3/23/2021	22.7	0	7%	68%	0.299465	24%	59%	0.0013	0.0000	0.0013
G-104727-A1	Fresno	Open Hearth Fireplace	Gas Insert				TRUE	1/12/2021	2/16/2021	22.7	0	7%	68%	0.299465	24%	59%	0.0013	0.0000	0.0013
G-104728-A1	Fresno	Open Hearth Fireplace	Gas Insert				TRUE	2/22/2021	3/10/2021	22.7	0	7%	68%	0.299465	24%	59%	0.0013	0.0000	0.0013
G-104729-A1	Tulare	Open Hearth Fireplace	Gas Insert				TRUE	1/30/2021	2/17/2021	22.7	0	7%	68%	0.299465	53%	43%	0.0028	0.0000	0.0028
G-104730-A1	Fresno	Open Hearth Fireplace	Gas Insert				TRUE	12/31/2020	1/21/2021	22.7	0	7%	68%	0.299465	24%	59%	0.0013	0.0000	0.0013
G-104731-A1	Fresno	Wood-Burning Firebox	Gas Insert				TRUE	1/18/2021	2/19/2021	22.7	0	7%	68%	0.299465	24%	59%	0.0013	0.0000	0.0013
G-104732-A1	Fresno	Open Hearth Fireplace	Gas Insert				TRUE	2/3/2021	2/23/2021	22.7	0	7%	68%	0.299465	24%	59%	0.0013	0.0000	0.0013
G-104734-A1	Fresno	Open Hearth Fireplace	Gas Insert				TRUE	1/3/2021	1/21/2021	22.7	0	7%	68%	0.299465	24%	59%	0.0013	0.0000	0.0013
G-104740-A1	Fresno	Wood-Burning Firebox	Gas Insert				TRUE	2/4/2021	2/23/2021	22.7	0	7%	68%	0.299465	24%	59%	0.0013	0.0000	0.0013
G-104741-A1	Kings	Open Hearth Fireplace	Gas Insert				TRUE	2/19/2021	10/15/2021	22.7	0	7%	68%	0.299465	48%	48%	0.0025	0.0000	0.0025
G-104742-A1	Fresno	Open Hearth Fireplace	Gas Insert				TRUE	12/31/2020	3/8/2021	22.7	0	7%	68%	0.299465	24%	59%	0.0013	0.0000	0.0013
G-104750-A1	Fresno	Open Hearth Fireplace	Gas Insert				TRUE	2/1/2021	2/16/2021	22.7	0	7%	68%	0.299465	24%	59%	0.0013	0.0000	0.0013
G-104751-A1	Fresno	Wood-Burning Firebox	Gas Insert				TRUE	2/25/2021	3/19/2021	22.7	0	7%	68%	0.299465	24%	59%	0.0013	0.0000	0.0013
G-104754-A1	Kern	Open Hearth Fireplace	Gas Insert				TRUE	1/16/2021	2/16/2021	22.7	0	7%	68%	0.299465	31%	51%	0.0016	0.0000	0.0016
G-104756-A1	Kern	Open Hearth Fireplace	Gas Insert				TRUE	1/18/2021	2/9/2021	22.7	0	7%	68%	0.299465	31%	51%	0.0016	0.0000	0.0016
G-104757-A1	Kern	Wood-Burning Firebox	Gas Insert				TRUE	1/13/2021	2/16/2021	22.7	0	7%	68%	0.299465	31%	51%	0.0016	0.0000	0.0016
G-104758-A1	Kern	Open Hearth Fireplace	Gas Insert				TRUE	1/15/2021	2/16/2021	22.7	0	7%	68%	0.299465	31%	51%	0.0016	0.0000	0.0016
G-104759-A1	Kern	Open Hearth Fireplace	Gas Insert				TRUE	4/18/2021	5/12/2021	22.7	0	7%	68%	0.299465	31%	51%	0.0016	0.0000	0.0016
G-104760-A1	Kern	Open Hearth Fireplace	Gas Insert				TRUE	2/4/2021	2/22/2021	22.7	0	7%	68%	0.299465	31%	51%	0.0016	0.0000	0.0016
G-104762-A1	Fresno	Open Hearth Fireplace	Gas Insert				TRUE	2/11/2021	3/5/2021	22.7	0	7%	68%	0.299465	24%	59%	0.0013	0.0000	0.0013
G-104772-A1	San Joaquin	Open Hearth Fireplace	Gas Insert				TRUE	1/22/2021	2/17/2021	22.7	0	7%	68%	0.299465	61%	38%	0.0032	0.0000	0.0032
G-104773-A1	Kern	Wood-Burning Firebox	Gas Insert				TRUE	12/19/2020	11/15/2021	22.7	0	7%	68%	0.299465	31%	51%	0.0016	0.0000	0.0016
G-104794-A1	Kern	Wood-Burning Firebox	Gas Insert				TRUE	1/22/2021	2/10/2021	22.7	0	7%	68%	0.299465	31%	51%	0.0016	0.0000	0.0016
G-104799-A1	San Joaquin	Non-Certified Pellet Insert	Gas Insert				TRUE	2/5/2021	3/10/2021	2.9	0	68%	68%	2.1	61%	38%	0.0029	0.0000	0.0029
G-104800-A1	Kern	Open Hearth Fireplace	Gas Insert				TRUE	1/14/2021	2/9/2021	22.7	0	7%	68%	0.299465	31%	51%	0.0016	0.0000	0.0016
G-104801-A1	San Joaquin	Non-Certified Wood Insert	Certified Wood Insert	1.5		71 Non-Catalytic	TRUE	3/9/2021	4/21/2021	29.5	3	54%	71%	2.1	61%	38%	0.0290	0.0024	0.0266
G-104803-A1	Kern	Open Hearth Fireplace	Gas Insert				TRUE	1/29/2021	2/19/2021	22.7	0	7%	68%	0.299465	31%	51%	0.0016	0.0000	0.0016
G-104806-A1	Fresno	Open Hearth Fireplace	Gas Insert				TRUE	1/26/2021	3/10/2021	22.7	0	7%	68%	0.299465	24%	59%	0.0013	0.0000	0.0013
G-104807-A1	Fresno	Open Hearth Fireplace	Gas Insert				TRUE	1/19/2021	2/9/2021	22.7	0	7%	68%	0.299465	24%	59%	0.0013	0.0000	0.0013
G-104809-A1	Fresno	Open Hearth Fireplace	Gas Insert				TRUE	1/14/2021	2/3/2021	22.7	0	7%	68%	0.299465	24%	59%	0.0013	0.0000	0.0013
G-104811-A1	Fresno	Open Hearth Fireplace	Gas Insert				TRUE	1/25/2021	3/3/2021	22.7	0	7%	68%	0.299465	24%	59%	0.0013	0.0000	0.0013
G-104815-A1	Tulare	Open Hearth Fireplace	Gas Insert				TRUE	1/20/2021	2/2/2021	22.7	0	7%	68%	0.299465	53%	43%	0.0028	0.0000	0.0028
G-104816-A1	Fresno	Freestanding Non-Certified Pellet Stove	Freestanding Certified Pellet Stove	1.8		60 Non-Catalytic	FALSE	12/31/2020	2/2/2021	2.9	3.6	68%	60%	2.09	100%	0%	0.0047	0.0066	-0.0019
G-104817-A1	Fresno	Non-Certified Wood Insert	Gas Insert				TRUE	1/12/2021	2/1/2021	29.5	0	54%	68%	2.1	24%	59%	0.0115	0.0000	0.0115
G-104820-A1	Madera	Wood-Burning Firebox	Gas Insert				FALSE	3/17/2021	5/3/2021	22.7	0	7%	68%	0.299465	100%	0%	0.0052	0.0000	0.0052
G-104824-A1	Fresno	Open Hearth Fireplace	Gas Insert				TRUE	2/23/2021	3/19/2021	22.7	0	7%	68%	0.299465	24%	59%	0.0013	0.0000	0.0013
G-104826-A1	Kern	Wood-Burning Firebox	Gas Insert				TRUE	1/12/2021	1/22/2021	22.7	0	7%	68%	0.299465	31%	51%	0.0016	0.0000	0.0016
G-104829-A1	Stanislaus	Open Hearth Fireplace	Certified Pellet Insert	0.78		64 Non-Catalytic	TRUE	1/15/2021	2/17/2021	22.7	1.56	7%	64%	0.299465	54%	44%	0.0028	0.0000	0.0028
G-104832-A1	San Joaquin	Certified Wood Insert	Gas Insert				TRUE	4/14/2021	4/28/2021	14.5785	0	68%	68%	2.1	61%	38%	0.0143	0.0000	0.0143
G-104833-A1	San Joaquin	Open Hearth Fireplace	Gas Insert				TRUE	2/20/2021	3/19/2021	22.7	0	7%	68%	0.299465	61%	38%	0.0032	0.0000	0.0032
G-104837-A1	Tulare	Open Hearth Fireplace	Gas Insert				TRUE	1/13/2021	1/22/2021	22.7	0	7%	68%	0.299465	53%	43%	0.0028	0.0000	0.0028
G-104844-A1	Kern	Wood-Burning Firebox	Gas Insert				TRUE	12/29/2020	1/22/2021	22.7	0	7%	68%	0.299465	31%	51%	0.0016	0.0000	0.0016
G-104846-A1	Tulare	Wood-Burning Firebox	Gas Insert				TRUE	1/14/2021	2/1/2021	22.7	0	7%	68%	0.299465	53%	43%	0.0028	0.0000	0.0028
G-104851-A1	San Joaquin	Non-Certified Wood Insert	Gas Insert				TRUE	1/18/2021	2/17/2021	29.5	0	54%	68%	2.1	61%	38%	0.0290	0.0000	0.0290
G-104854-A1	Tulare	Open Hearth Fireplace	Gas Insert				TRUE	1/20/2021	2/22/2021	22.7	0	7%	68%	0.299465	53%	43%	0.0028	0.0000	0.0028
G-104857-A1	Fresno	Open Hearth Fireplace	Gas Insert				TRUE	1/2/2020	1/21/2021	22.7	0	7%	68%	0.299465	24%	59%	0.0013	0.0000	0.0013
G-104860-A1	Fresno	Wood-Burning Firebox	Gas Insert				TRUE	1/5/2021	1/21/2021	22.7	0	7%	68%	0.299465	24%	59%	0.0013	0.0000	0.0013
G-104866-A1	Fresno	Open Hearth Fireplace	Gas Insert				TRUE	2/5/2021	2/22/2021	22.7	0	7%	68%	0.299465	24%	59%	0.0013	0.0000	0.0013
G-104871-A1	Fresno	Wood-Burning Firebox	Gas Insert				TRUE	3/24/2021	4/13/2021	22.7	0	7%	68%	0.299465	24%	59%	0.0013	0.0000	0.0013
G-104872-A1	Stanislaus	Freestanding Non-Certified Wood Stove	Freestanding Certified Pellet Stove	0.7		78 Non-Catalytic	TRUE	12/26/2020	1/21/2021	29.5	1.								

SAN JOAQUIN VALLEY UNIFIED AIR POLLUTION CONTROL DISTRICT

2021 Annual Demonstration Report

August 31, 2022

Contract#	County	OldDeviceType	NewDeviceType	EmissionRating	OverallEfficiency	DeviceSubtype	PipedNatGa	InstallDate	ClaimDate	Emission Factor		Efficiency		FuelUse	Non-Curtailment %		Emissions (tpy PM2.5)		
										EF_Old	EF_New	Eff_Old	Eff_New		B_all	B_reg	Before	After	Reduction
G-104950-A1	Fresno	Open Hearth Fireplace	Gas Insert				TRUE	6/9/2021	8/6/2021	22.7	0	7%	68%	0.299465	24%	59%	0.0013	0.0000	0.0013
G-104954-A1	Fresno	Open Hearth Fireplace	Gas Insert				TRUE	3/1/2021	3/16/2021	22.7	0	7%	68%	0.299465	24%	59%	0.0013	0.0000	0.0013
G-104955-A1	Fresno	Certified Wood Insert	Gas Insert				TRUE	7/30/2021	8/25/2021	14.5785	0	68%	68%	2.1	24%	59%	0.0057	0.0000	0.0057
G-104957-A1	Kern	Wood-Burning Firebox	Gas Insert				TRUE	1/17/2021	2/16/2021	22.7	0	7%	68%	0.299465	31%	51%	0.0016	0.0000	0.0016
G-104960-A1	Stanislaus	Open Hearth Fireplace	Gas Insert				TRUE	4/29/2021	6/27/2021	22.7	0	7%	68%	0.299465	54%	44%	0.0028	0.0000	0.0028
G-104969-A1	Stanislaus	Wood-Burning Firebox	Gas Insert				TRUE	2/5/2021	3/1/2021	22.7	0	7%	68%	0.299465	54%	44%	0.0028	0.0000	0.0028
G-104970-A1	Stanislaus	Open Hearth Fireplace	Gas Insert				TRUE	1/29/2021	3/3/2021	22.7	0	7%	68%	0.299465	54%	44%	0.0028	0.0000	0.0028
G-104973-A1	Kern	Open Hearth Fireplace	Gas Insert				TRUE	1/21/2021	2/17/2021	22.7	0	7%	68%	0.299465	31%	51%	0.0016	0.0000	0.0016
G-104974-A1	Kern	Wood-Burning Firebox	Gas Insert				TRUE	2/11/2021	4/1/2021	22.7	0	7%	68%	0.299465	31%	51%	0.0016	0.0000	0.0016
G-104976-A1	Fresno	Open Hearth Fireplace	Gas Insert				TRUE	4/15/2021	6/27/2021	22.7	0	7%	68%	0.299465	24%	59%	0.0013	0.0000	0.0013
G-104980-A1	Tulare	Open Hearth Fireplace	Certified Wood Insert	1.5		69 Non-Catalytic	FALSE	3/26/2021	6/16/2021	22.7	3	7%	69%	0.299465	100%	0%	0.0052	0.0001	0.0052
G-104984-A1	San Joaquin	Open Hearth Fireplace	Gas Insert				FALSE	1/26/2021	2/22/2021	22.7	0	7%	68%	0.299465	100%	0%	0.0052	0.0000	0.0052
G-104985-A1	Madera	Open Hearth Fireplace	Gas Insert				TRUE	12/30/2020	1/21/2021	22.7	0	7%	68%	0.299465	33%	57%	0.0017	0.0000	0.0017
G-104986-A1	Madera	Wood-Burning Firebox	Gas Insert				TRUE	4/26/2021	6/16/2021	22.7	0	7%	68%	0.299465	33%	57%	0.0017	0.0000	0.0017
G-104988-A1	Kern	Open Hearth Fireplace	Gas Insert				TRUE	2/24/2021	3/16/2021	22.7	0	7%	68%	0.299465	31%	51%	0.0016	0.0000	0.0016
G-104989-A1	Tulare	Open Hearth Fireplace	Gas Insert				TRUE	1/8/2021	2/2/2021	22.7	0	7%	68%	0.299465	53%	43%	0.0028	0.0000	0.0028
G-104990-A1	Kern	Open Hearth Fireplace	Gas Insert				TRUE	1/8/2021	3/3/2021	22.7	0	7%	68%	0.299465	31%	51%	0.0016	0.0000	0.0016
G-104991-A1	Kern	Wood-Burning Firebox	Gas Insert				TRUE	2/9/2021	3/5/2021	22.7	0	7%	68%	0.299465	31%	51%	0.0016	0.0000	0.0016
G-104992-A1	Kern	Wood-Burning Firebox	Gas Insert				TRUE	1/27/2021	2/22/2021	22.7	0	7%	68%	0.299465	31%	51%	0.0016	0.0000	0.0016
G-105003-A1	Fresno	Wood-Burning Firebox	Gas Insert				TRUE	1/6/2021	2/3/2021	22.7	0	7%	68%	0.299465	24%	59%	0.0013	0.0000	0.0013
G-105005-A1	Fresno	Open Hearth Fireplace	Gas Insert				TRUE	12/29/2020	1/12/2021	22.7	0	7%	68%	0.299465	24%	59%	0.0013	0.0000	0.0013
G-105006-A1	San Joaquin	Open Hearth Fireplace	Gas Insert				TRUE	7/30/2021	9/22/2021	22.7	0	7%	68%	0.299465	61%	38%	0.0032	0.0000	0.0032
G-105008-A1	San Joaquin	Certified Wood Insert	Gas Insert				FALSE	2/19/2021	3/16/2021	14.5785	0	68%	68%	2.1	100%	0%	0.0236	0.0000	0.0236
G-105011-A1	Fresno	Wood-Burning Firebox	Gas Insert				FALSE	1/27/2021	2/16/2021	22.7	0	7%	68%	0.299465	100%	0%	0.0052	0.0000	0.0052
G-105012-A1	San Joaquin	Wood-Burning Firebox	Gas Insert				TRUE	2/24/2021	3/16/2021	22.7	0	7%	68%	0.299465	61%	38%	0.0032	0.0000	0.0032
G-105015-A1	Fresno	Wood-Burning Firebox	Gas Insert				TRUE	3/12/2021	3/22/2021	22.7	0	7%	68%	0.299465	24%	59%	0.0013	0.0000	0.0013
G-105017-A1	Fresno	Open Hearth Fireplace	Gas Insert				TRUE	7/17/2021	9/9/2021	22.7	0	7%	68%	0.299465	24%	59%	0.0013	0.0000	0.0013
G-105022-A1	Stanislaus	Open Hearth Fireplace	Certified Pellet Insert	0.89		70 Non-Catalytic	FALSE	1/25/2021	3/16/2021	22.7	1.78	7%	70%	0.299465	100%	0%	0.0052	0.0000	0.0052
G-105023-A1	Fresno	Open Hearth Fireplace	Gas Insert				TRUE	2/23/2021	3/9/2021	22.7	0	7%	68%	0.299465	24%	59%	0.0013	0.0000	0.0013
G-105026-A1	Madera	Non-Certified Wood Insert	Certified Wood Insert	1.8		71 Non-Catalytic	FALSE	1/16/2021	8/5/2021	29.5	3.6	54%	71%	2.1	100%	0%	0.0477	0.0044	0.0433
G-105027-A1	Fresno	Wood-Burning Firebox	Gas Insert				TRUE	1/11/2021	2/23/2021	22.7	0	7%	68%	0.299465	24%	59%	0.0013	0.0000	0.0013
G-105028-A1	Madera	Wood-Burning Firebox	Gas Insert				TRUE	1/20/2021	2/16/2021	22.7	0	7%	68%	0.299465	33%	57%	0.0017	0.0000	0.0017
G-105029-A1	Merced	Open Hearth Fireplace	Gas Insert				FALSE	1/10/2021	2/17/2021	22.7	0	7%	68%	0.299465	100%	0%	0.0052	0.0000	0.0052
G-105031-A1	Fresno	Open Hearth Fireplace	Gas Insert				TRUE	1/19/2021	2/17/2021	22.7	0	7%	68%	0.299465	24%	59%	0.0013	0.0000	0.0013
G-105032-A1	Fresno	Open Hearth Fireplace	Gas Insert				TRUE	1/11/2021	2/2/2021	22.7	0	7%	68%	0.299465	24%	59%	0.0013	0.0000	0.0013
G-105033-A1	San Joaquin	Open Hearth Fireplace	Gas Fireplace				TRUE	4/30/2021	8/11/2021	22.7	0	7%	68%	0.299465	61%	38%	0.0032	0.0000	0.0032
G-105035-A1	San Joaquin	Open Hearth Fireplace	Gas Insert				TRUE	1/22/2021	2/9/2021	22.7	0	7%	68%	0.299465	61%	38%	0.0032	0.0000	0.0032
G-105038-A1	Fresno	Wood-Burning Firebox	Gas Insert				TRUE	2/9/2021	3/5/2021	22.7	0	7%	68%	0.299465	24%	59%	0.0013	0.0000	0.0013
G-105039-A1	Tulare	Wood-Burning Firebox	Gas Insert				TRUE	1/29/2021	2/17/2021	22.7	0	7%	68%	0.299465	53%	43%	0.0028	0.0000	0.0028
G-105040-A1	Fresno	Open Hearth Fireplace	Gas Insert				TRUE	2/16/2021	3/15/2021	22.7	0	7%	68%	0.299465	24%	59%	0.0013	0.0000	0.0013
G-105042-A1	Tulare	Wood-Burning Firebox	Certified Wood Insert	1.2		66 Non-Catalytic	FALSE	5/10/2021	7/22/2021	22.7	2.4	7%	66%	0.299465	100%	0%	0.0052	0.0001	0.0052
G-105046-A1	Fresno	Wood-Burning Firebox	Gas Insert				FALSE	1/9/2021	2/2/2021	22.7	0	7%	68%	0.299465	100%	0%	0.0052	0.0000	0.0052
G-105047-A1	Kern	Open Hearth Fireplace	Gas Insert				TRUE	2/18/2021	3/4/2021	22.7	0	7%	68%	0.299465	31%	51%	0.0016	0.0000	0.0016
G-105048-A1	Kern	Open Hearth Fireplace	Gas Insert				TRUE	2/19/2021	3/5/2021	22.7	0	7%	68%	0.299465	31%	51%	0.0016	0.0000	0.0016
G-105049-A1	Tulare	Wood-Burning Firebox	Gas Insert				TRUE	1/8/2021	2/1/2021	22.7	0	7%	68%	0.299465	53%	43%	0.0028	0.0000	0.0028
G-105078-A1	Fresno	Open Hearth Fireplace	Gas Insert				TRUE	1/8/2021	2/9/2021	22.7	0	7%	68%	0.299465	24%	59%	0.0013	0.0000	0.0013
G-105083-A1	Fresno	Wood-burning firebox	Gas Insert				TRUE	1/12/2021	2/2/2021	22.7	0	7%	68%	0.299465	24%	59%	0.0013	0.0000	0.0013
G-105084-A1	Fresno	Wood-Burning Firebox	Gas Insert				TRUE	1/9/2021	1/21/2021	22.7	0	7%	68%	0.299465	24%	59%	0.0013	0.0000	0.0013
G-105088-A1	Fresno	Open Hearth Fireplace	Gas Insert				TRUE	2/3/2021	2/22/2021	22.7	0	7%	68%	0.299465	24%	59%	0.0013	0.0000	0.0013
G-105089-A1	San Joaquin	Open Hearth Fireplace	Gas Insert				TRUE	2/9/2021	3/4/2021	22.7	0	7%	68%	0.299465	61%	38%	0.0032	0.0000	0.0032
G-105090-A1	Merced	Wood-Burning Firebox	Gas Fireplace				TRUE	3/26/2021	4/19/2021	22.7	0	7%	68%	0.299465	68%	32%	0.0035	0.0000	0.0035
G-105095-A1	Fresno	Open Hearth Fireplace	Gas Insert				TRUE	3/13/2021	3/23/2021	22.7	0	7%	68%	0.299465	24%	59%	0.0013	0.0000	0.0013
G-105102-A1	San Joaquin	Non-Certified Pellet Insert	Gas Insert				TRUE	1/8/2021	2/16/2021	2.9	0	68%	68%	2.1	61%	38%	0.0029	0.0000	0.0029
G-105103-A1	Stanislaus	Open Hearth Fireplace	Gas Insert				TRUE	3/24/2021	4/7/2021	22.7	0	7%	68%	0.299465	54%	44%	0.0028	0.0000	0.0028
G-105104-A1	San Joaquin	Open Hearth Fireplace	Gas Fireplace				TRUE	1/9/2021	2/3/2021	22.7	0	7%	68%	0.299465	61%	38%	0.0032	0.0000	0.0032
G-105105-A1	Fresno	Open Hearth Fireplace	Gas Insert				TRUE	2/9/2021	3/22/2021	22.7	0	7%	68%	0.299465	24%	59%	0.0013	0.0000	0.0013
G-105109-A1	Fresno	Wood-Burning Firebox	Gas Insert				TRUE	4/10/2021	5/4/2021	22.7	0	7%	68%	0.299465	24%	59%	0.0013	0.0000	0.0013
G-105116-A1	Fresno	Open Hearth Fireplace	Gas Insert				TRUE	1/11/2021	2/2/2021	22.7	0	7%	68%	0.299465	24%	59%	0.0013	0.0000	0.0013
G-105123-A1	Tulare	Open Hearth Fireplace	Gas Insert				TRUE	1/27/2021	2/22/2021	22.7	0	7%	68%	0.299465	53%	43%	0.0028	0.0000	0.0028
G-105124-A1	Tulare	Non-Certified Wood Insert	Gas Insert				FALSE	1/7/2021	2/3/2021	29.5	0	54%	68%	2.1	100%	0%	0.0477	0.0000	0.0477
G-105125-A1	Stanislaus	Open Hearth Fireplace	Gas Insert				TRUE	12/28/2020	1/12/2021	22.7	0	7%	68%	0.299465	54%	44%	0.0028	0.0000	0.0028
G-105160-A1	Fresno	Open Hearth Fireplace	Gas Insert				TRUE	1/25/2021	2/19/2021	22.7	0	7%	68%	0.299465	24%	59%	0.0013	0.0000	0.0013
G-105165-A1	Fresno	Wood-Burning Firebox	Gas Insert				TRUE	5/14/2021	6/17/2021	22.7	0	7%	68%	0.299465	24%	59%	0.0013	0.0000	0.0013
G-105166-A1	Fresno	Open Hearth Fireplace	Gas Insert				TRUE	1/25/2021	2/22/2021	22.7	0	7%	68%	0.299465	24%	59%	0.0013	0.0000	0.0013
G-105168-A1	Merced	Open Hearth Fireplace	Gas Insert				TRUE	1/4/2021	1/22/2021	22.7	0	7%	68%	0.299465	68%	32%	0.0035	0.0000	0.0035
G-105174-A1	Fresno	Wood-Burning Firebox	Gas Insert				TRUE	1/11/2021	2/2/2021	22.7	0	7%	68%	0.299465	24%	59%	0.0013	0.0000	0.0013
G-105175-A1	Fresno	Wood-Burning Firebox	Gas Insert				TRUE	3/22/2021	4/13/2021	22.7	0	7%	68%	0.299465	24%	59%	0.0013	0.0000	0.0013
G-105176-A1	Fresno	Open Hearth Fireplace	Gas Insert				TRUE	1/28/2021	2/22/2021	22.7	0	7%	68%	0.299465	24%	59%			

SAN JOAQUIN VALLY UNIFIED AIR POLLUTION CONTROL DISTRICT

2021 Annual Demonstration Report

August 31, 2022

Contract#	County	OldDeviceType	NewDeviceType	EmissionRating	OverallEfficiency	DeviceSubtype	PipedNatGa	InstallDate	ClaimDate	Emission Factor		Efficiency		FuelUse	Non-Curtailment %		Emissions (tpy PM2.5)		
										EF_Old	EF_New	Eff_Old	Eff_New		B _{all}	B _{reg}	Before	After	Reduction
G-105271-A1	Fresno	Open Hearth Fireplace	Gas Insert				TRUE	1/30/2021	2/19/2021	22.7	0	7%	68%	0.299465	24%	59%	0.0013	0.0000	0.0013
G-105275-A1	Kern	Non-Certified Wood Insert	Gas Insert				TRUE	7/14/2021	8/25/2021	29.5	0	54%	68%	2.1	31%	51%	0.0147	0.0000	0.0147
G-105277-A1	Madera	Open Hearth Fireplace	Gas Insert				TRUE	1/23/2021	2/10/2021	22.7	0	7%	68%	0.299465	33%	57%	0.0017	0.0000	0.0017
G-105279-A1	Fresno	Wood-Burning Firebox	Gas Insert				TRUE	2/25/2021	3/16/2021	22.7	0	7%	68%	0.299465	24%	59%	0.0013	0.0000	0.0013
G-105280-A1	Fresno	Open Hearth Fireplace	Gas Insert				TRUE	3/17/2021	3/23/2021	22.7	0	7%	68%	0.299465	24%	59%	0.0013	0.0000	0.0013
G-105283-A1	Fresno	Wood-Burning Firebox	Gas Insert				TRUE	11/5/2021	12/16/2021	22.7	0	7%	68%	0.299465	24%	59%	0.0013	0.0000	0.0013
G-105284-A1	Fresno	Open Hearth Fireplace	Gas Insert				TRUE	3/9/2021	3/22/2021	22.7	0	7%	68%	0.299465	24%	59%	0.0013	0.0000	0.0013
G-105310-A1	Fresno	Wood-Burning Firebox	Gas Insert				TRUE	9/9/2021	10/15/2021	22.7	0	7%	68%	0.299465	24%	59%	0.0013	0.0000	0.0013
G-105320-A1	Kern	Wood-Burning Firebox	Gas Insert				TRUE	4/21/2021	5/26/2021	22.7	0	7%	68%	0.299465	31%	51%	0.0016	0.0000	0.0016
G-105325-A1	Tulare	Freestanding Non-Certified Pellet Stove	Freestanding Certified Wood Stove	1.5		69 Non-Catalytic	FALSE	1/16/2021	2/17/2021	2.9	3	68%	69%	2.4	100%	0%	0.0054	0.0055	-0.0001
G-105327-A1	Kern	Wood-Burning Firebox	Gas Insert				TRUE	3/16/2021	4/13/2021	22.7	0	7%	68%	0.299465	31%	51%	0.0016	0.0000	0.0016
G-105328-A1	Fresno	Open Hearth Fireplace	Gas Insert				TRUE	3/5/2021	4/28/2021	22.7	0	7%	68%	0.299465	24%	59%	0.0013	0.0000	0.0013
G-105338-A1	Stanislaus	Non-Certified Wood Insert	Gas Insert				TRUE	4/29/2021	6/27/2021	29.5	0	54%	68%	2.1	54%	44%	0.0258	0.0000	0.0258
G-105340-A1	Fresno	Open Hearth Fireplace	Gas Insert				TRUE	1/21/2021	2/11/2021	22.7	0	7%	68%	0.299465	24%	59%	0.0013	0.0000	0.0013
G-105341-A1	Fresno	Non-Certified Wood Insert	Gas Insert				TRUE	1/15/2021	2/11/2021	29.5	0	54%	68%	2.1	24%	59%	0.0115	0.0000	0.0115
G-105342-A1	Fresno	Open Hearth Fireplace	Gas Insert				TRUE	1/15/2021	2/11/2021	22.7	0	7%	68%	0.299465	24%	59%	0.0013	0.0000	0.0013
G-105343-A1	Fresno	Non-Certified Pellet Insert	Gas Insert				TRUE	1/25/2021	2/17/2021	2.9	0	68%	68%	2.1	24%	59%	0.0011	0.0000	0.0011
G-105345-A1	Fresno	Open Hearth Fireplace	Gas Insert				TRUE	1/19/2021	2/16/2021	22.7	0	7%	68%	0.299465	24%	59%	0.0013	0.0000	0.0013
G-105346-A1	Fresno	Open Hearth Fireplace	Gas Insert				TRUE	1/25/2021	4/28/2021	22.7	0	7%	68%	0.299465	24%	59%	0.0013	0.0000	0.0013
G-105348-A1	Fresno	Open Hearth Fireplace	Gas Insert				TRUE	5/14/2021	6/17/2021	22.7	0	7%	68%	0.299465	24%	59%	0.0013	0.0000	0.0013
G-105349-A1	Fresno	Wood-Burning Firebox	Gas Insert				TRUE	3/26/2021	6/27/2021	22.7	0	7%	68%	0.299465	24%	59%	0.0013	0.0000	0.0013
G-105350-A1	San Joaquin	Open Hearth Fireplace	Gas Insert				TRUE	3/14/2021	3/23/2021	22.7	0	7%	68%	0.299465	61%	38%	0.0032	0.0000	0.0032
G-105355-A1	San Joaquin	Open Hearth Fireplace	Certified Wood Insert	1.1		68 Non-Catalytic	FALSE	1/4/2021	2/17/2021	22.7	2.2	7%	68%	0.299465	100%	0%	0.0052	0.0001	0.0052
G-105358-A1	Stanislaus	Open Hearth Fireplace	Gas Insert				FALSE	2/5/2021	2/22/2021	22.7	0	7%	68%	0.299465	100%	0%	0.0052	0.0000	0.0052
G-105360-A1	Tulare	Wood-Burning Firebox	Gas Insert				TRUE	2/17/2021	3/8/2021	22.7	0	7%	68%	0.299465	53%	43%	0.0028	0.0000	0.0028
G-105365-A1	Merced	Freestanding Non-Certified Wood Stove	Freestanding Certified Wood Stove	0.72		81 Hybrid	TRUE	2/22/2021	3/23/2021	29.5	1.44	54%	81%	2.67	68%	32%	0.0409	0.0014	0.0395
G-105368-A1	Madera	Open Hearth Fireplace	Gas Insert				TRUE	2/19/2021	3/18/2021	22.7	0	7%	68%	0.299465	33%	57%	0.0017	0.0000	0.0017
G-105369-A1	Fresno	Wood-Burning Firebox	Gas Insert				TRUE	4/28/2021	6/17/2021	22.7	0	7%	68%	0.299465	24%	59%	0.0013	0.0000	0.0013
G-105370-A1	Stanislaus	Open Hearth Fireplace	Certified Wood Insert	1.1		68 Non-Catalytic	FALSE	1/12/2021	2/11/2021	22.7	2.2	7%	68%	0.299465	100%	0%	0.0052	0.0001	0.0052
G-105371-A1	Fresno	Wood-Burning Firebox	Gas Insert				TRUE	2/16/2021	3/9/2021	22.7	0	7%	68%	0.299465	24%	59%	0.0013	0.0000	0.0013
G-105374-A1	Fresno	Non-Certified Wood Insert	Gas Insert				TRUE	2/13/2021	3/10/2021	29.5	0	54%	68%	2.1	24%	59%	0.0115	0.0000	0.0115
G-105377-A1	Fresno	Open Hearth Fireplace	Gas Insert				TRUE	2/4/2021	4/1/2021	22.7	0	7%	68%	0.299465	24%	59%	0.0013	0.0000	0.0013
G-105381-A1	Fresno	Open Hearth Fireplace	Gas Insert				TRUE	1/21/2021	2/16/2021	22.7	0	7%	68%	0.299465	24%	59%	0.0013	0.0000	0.0013
G-105383-A1	San Joaquin	Open Hearth Fireplace	Gas Insert				TRUE	1/15/2021	2/17/2021	22.7	0	7%	68%	0.299465	61%	38%	0.0032	0.0000	0.0032
G-105409-A1	Fresno	Open Hearth Fireplace	Gas Insert				TRUE	2/18/2021	3/9/2021	22.7	0	7%	68%	0.299465	24%	59%	0.0013	0.0000	0.0013
G-105412-A1	San Joaquin	Non-Certified Wood Insert	Gas Insert				TRUE	10/26/2021	12/9/2021	29.5	0	54%	68%	2.1	61%	38%	0.0290	0.0000	0.0290
G-105421-A1	Fresno	Open Hearth Fireplace	Gas Insert				TRUE	3/12/2021	4/13/2021	22.7	0	7%	68%	0.299465	24%	59%	0.0013	0.0000	0.0013
G-105425-A1	Stanislaus	Wood-Burning Firebox	Gas Insert				TRUE	3/12/2021	4/15/2021	22.7	0	7%	68%	0.299465	54%	44%	0.0028	0.0000	0.0028
G-105426-A1	Tulare	Open Hearth Fireplace	Gas Insert				TRUE	1/30/2021	2/17/2021	22.7	0	7%	68%	0.299465	53%	43%	0.0028	0.0000	0.0028
G-105427-A1	Tulare	Open Hearth Fireplace	Gas Insert				FALSE	2/23/2021	3/15/2021	22.7	0	7%	68%	0.299465	100%	0%	0.0052	0.0000	0.0052
G-105438-A1	Fresno	Open Hearth Fireplace	Gas Insert				TRUE	3/23/2021	4/13/2021	22.7	0	7%	68%	0.299465	24%	59%	0.0013	0.0000	0.0013
G-105446-A1	Tulare	Non-Certified Wood Insert	Gas Insert				FALSE	3/2/2021	3/17/2021	29.5	0	54%	68%	2.1	100%	0%	0.0477	0.0000	0.0477
G-105454-A1	Merced	Open Hearth Fireplace	Gas Insert				TRUE	8/19/2021	9/8/2021	22.7	0	7%	68%	0.299465	68%	32%	0.0035	0.0000	0.0035
G-105461-A1	Fresno	Open Hearth Fireplace	Gas Insert				TRUE	1/19/2021	2/19/2021	22.7	0	7%	68%	0.299465	24%	59%	0.0013	0.0000	0.0013
G-105468-A1	Fresno	Open Hearth Fireplace	Gas Insert				TRUE	1/23/2021	2/2/2021	22.7	0	7%	68%	0.299465	24%	59%	0.0013	0.0000	0.0013
G-105473-A1	Fresno	Open Hearth Fireplace	Gas Insert				TRUE	3/10/2021	4/12/2021	22.7	0	7%	68%	0.299465	24%	59%	0.0013	0.0000	0.0013
G-105480-A1	Tulare	Open Hearth Fireplace	Gas Insert				TRUE	2/4/2021	3/4/2021	22.7	0	7%	68%	0.299465	53%	43%	0.0028	0.0000	0.0028
G-105484-A1	Kern	Wood-Burning Firebox	Gas Insert				TRUE	1/11/2021	2/22/2021	22.7	0	7%	68%	0.299465	31%	51%	0.0016	0.0000	0.0016
G-105487-A1	Fresno	Open Hearth Fireplace	Gas Insert				TRUE	1/18/2021	2/9/2021	22.7	0	7%	68%	0.299465	24%	59%	0.0013	0.0000	0.0013
G-105490-A1	Kern	Wood-Burning Firebox	Gas Insert				TRUE	1/14/2021	2/9/2021	22.7	0	7%	68%	0.299465	31%	51%	0.0016	0.0000	0.0016
G-105492-A1	Kern	Open Hearth Fireplace	Gas Fireplace				TRUE	2/9/2021	7/22/2021	22.7	0	7%	68%	0.299465	31%	51%	0.0016	0.0000	0.0016
G-105499-A1	Fresno	Open Hearth Fireplace	Gas Insert				TRUE	2/23/2021	3/18/2021	22.7	0	7%	68%	0.299465	24%	59%	0.0013	0.0000	0.0013
G-105502-A1	San Joaquin	Freestanding Non-Certified Pellet Stove	Gas Insert				TRUE	2/24/2021	5/3/2021	2.9	0	68%	68%	1.15	61%	38%	0.0016	0.0000	0.0016
G-105504-A1	Fresno	Wood-Burning Firebox	Gas Insert				TRUE	3/15/2021	3/29/2021	22.7	0	7%	68%	0.299465	24%	59%	0.0013	0.0000	0.0013
G-105505-A1	Stanislaus	Certified Pellet Insert	Gas Insert				TRUE	10/4/2021	11/5/2021	2.9	0	68%	68%	2.1	54%	44%	0.0025	0.0000	0.0025
G-105510-A1	Tulare	Open Hearth Fireplace	Gas Insert				TRUE	2/11/2021	4/8/2021	22.7	0	7%	68%	0.299465	53%	43%	0.0028	0.0000	0.0028
G-105513-A1	Fresno	Open Hearth Fireplace	Gas Insert				TRUE	7/26/2021	12/28/2021	22.7	0	7%	68%	0.299465	24%	59%	0.0013	0.0000	0.0013
G-105515-A1	Fresno	Open Hearth Fireplace	Gas Insert				TRUE	2/20/2021	3/16/2021	22.7	0	7%	68%	0.299465	24%	59%	0.0013	0.0000	0.0013
G-105516-A1	Merced	Open Hearth Fireplace	Gas Insert				TRUE	4/7/2021	5/13/2021	22.7	0	7%	68%	0.299465	68%	32%	0.0035	0.0000	0.0035
G-105517-A1	Fresno	Non-Certified Pellet Insert	Gas Insert				TRUE	2/10/2021	3/16/2021	2.9	0	68%	68%	2.1	24%	59%	0.0011	0.0000	0.0011
G-105518-A1	Kings	Open Hearth Fireplace	Gas Insert				TRUE	1/9/2021	2/2/2021	22.7	0	7%	68%	0.299465	48%	48%	0.0025	0.0000	0.0025
G-105520-A1	Fresno	Open Hearth Fireplace	Gas Insert				TRUE	2/19/2021	3/8/2021	22.7	0	7%	68%	0.299465	24%	59%	0.0013	0.0000	0.0013
G-105543-A1	Tulare	Open Hearth Fireplace	Gas Insert				TRUE	2/18/2021	3/16/2021	22.7	0	7%	68%	0.299465	53%	43%	0.0028	0.0000	0.0028
G-105547-A1	Fresno	Open Hearth Fireplace	Gas Insert				TRUE	1/23/2021	2/9/2021	22.7	0	7%	68%	0.299465	24%	59%	0.0013	0.0000	0.0013
G-105548-A1	San Joaquin	Wood-Burning Firebox	Gas Insert				TRUE	2/6/2021	3/9/2021	22.7	0	7%	68%	0.299465	61%	38%	0.0032	0.0000	0.0032
G-105553-A1	Fresno	Non-Certified Wood Insert	Gas Insert				TRUE	4/15/2021	5/12/2021	29.5	0	54%	68%	2.1	24%	59%	0.0115	0.0000	0.0115
G-105554-A1	Fresno	Open Hearth Fireplace	Gas Fireplace				TRUE	2/2/2021	3/4/2021	22.7	0	7%	68%	0.299465	24%	59%	0.0013	0.0000	0.0013
G-105558-A1	Fresno	Open Hearth Fireplace	Gas Insert				TRUE	1/19/2021	2/9/2021	22.7	0	7%	68%	0.299465	24%				

SAN JOAQUIN VALLEY UNIFIED AIR POLLUTION CONTROL DISTRICT

2021 Annual Demonstration Report

August 31, 2022

Contract#	County	OldDeviceType	NewDeviceType	EmissionRating	OverallEfficiency	DeviceSubtype	PipedNatGa	InstallDate	ClaimDate	Emission Factor		Efficiency		FuelUse	Non-Curtailment %		Emissions (tpy PM2.5)		
										EF_Old	EF_New	Eff_Old	Eff_New		B _{all}	B _{reg}	Before	After	Reduction
G-105655-A1	San Joaquin	Open Hearth Fireplace	Gas Insert				TRUE	3/24/2021	4/5/2021	22.7	0	7%	68%	0.299465	61%	38%	0.0032	0.0000	0.0032
G-105657-A1	Kings	Wood-Burning Firebox	Gas Insert				TRUE	1/19/2021	4/1/2021	22.7	0	7%	68%	0.299465	48%	48%	0.0025	0.0000	0.0025
G-105662-A1	Tulare	Wood-Burning Firebox	Gas Insert				TRUE	2/3/2021	3/22/2021	22.7	0	7%	68%	0.299465	53%	43%	0.0028	0.0000	0.0028
G-105667-A1	Fresno	Wood-Burning Firebox	Gas Fireplace				TRUE	2/26/2021	3/16/2021	22.7	0	7%	68%	0.299465	24%	59%	0.0013	0.0000	0.0013
G-105680-A1	Fresno	Open Hearth Fireplace	Gas Insert				TRUE	1/10/2021	1/21/2021	22.7	0	7%	68%	0.299465	24%	59%	0.0013	0.0000	0.0013
G-105683-A1	Stanislaus	Open Hearth Fireplace	Gas Insert				TRUE	2/4/2021	4/1/2021	22.7	0	7%	68%	0.299465	54%	44%	0.0028	0.0000	0.0028
G-105684-A1	San Joaquin	Open Hearth Fireplace	Gas Insert				TRUE	2/11/2021	3/16/2021	22.7	0	7%	68%	0.299465	61%	38%	0.0032	0.0000	0.0032
G-105686-A1	Kern	Open Hearth Fireplace	Gas Insert				TRUE	4/6/2021	5/12/2021	22.7	0	7%	68%	0.299465	31%	51%	0.0016	0.0000	0.0016
G-105688-A1	Kern	Wood-Burning Firebox	Gas Insert				TRUE	3/3/2021	3/15/2021	22.7	0	7%	68%	0.299465	31%	51%	0.0016	0.0000	0.0016
G-105701-A1	Fresno	Certified Pellet Insert	Gas Insert				TRUE	2/19/2021	3/9/2021	2.9	0	68%	68%	2.1	24%	59%	0.0011	0.0000	0.0011
G-105702-A1	Tulare	Certified Wood Insert	Gas Insert				TRUE	3/23/2021	4/13/2021	14.5785	0	68%	68%	2.1	53%	43%	0.0126	0.0000	0.0126
G-105704-A1	Fresno	Open Hearth Fireplace	Gas Insert				TRUE	1/24/2021	2/11/2021	22.7	0	7%	68%	0.299465	24%	59%	0.0013	0.0000	0.0013
G-105709-A1	Fresno	Wood-Burning Firebox	Gas Insert				TRUE	2/1/2021	2/22/2021	22.7	0	7%	68%	0.299465	24%	59%	0.0013	0.0000	0.0013
G-105711-A1	Fresno	Wood-Burning Firebox	Gas Insert				TRUE	5/5/2021	6/9/2021	22.7	0	7%	68%	0.299465	24%	59%	0.0013	0.0000	0.0013
G-105722-A1	Stanislaus	Open Hearth Fireplace	Certified Pellet Insert	1.3		Non-Catalytic	TRUE	1/9/2021	1/22/2021	22.7	2.6	7%	68%	0.299465	54%	44%	0.0028	0.0000	0.0028
G-105730-A1	Fresno	Open Hearth Fireplace	Gas Insert				TRUE	2/27/2021	3/29/2021	22.7	0	7%	68%	0.299465	24%	59%	0.0013	0.0000	0.0013
G-105731-A1	Fresno	Open Hearth Fireplace	Gas Insert				TRUE	5/5/2021	8/6/2021	22.7	0	7%	68%	0.299465	24%	59%	0.0013	0.0000	0.0013
G-105752-A1	Fresno	Open Hearth Fireplace	Gas Fireplace				TRUE	2/1/2021	2/23/2021	22.7	0	7%	68%	0.299465	24%	59%	0.0013	0.0000	0.0013
G-105775-A1	San Joaquin	Freestanding Non-Certified Wood Stove	Freestanding Certified Wood Stove	2.3		72 Non-Catalytic	FALSE	1/8/2021	2/2/2021	29.5	4.6	54%	72%	1.15	100%	0%	0.0261	0.0031	0.0231
G-105780-A1	Kern	Wood-Burning Firebox	Gas Insert				TRUE	2/3/2021	3/1/2021	22.7	0	7%	68%	0.299465	31%	51%	0.0016	0.0000	0.0016
G-105781-A1	Kern	Wood-Burning Firebox	Gas Insert				TRUE	2/25/2021	4/8/2021	22.7	0	7%	68%	0.299465	31%	51%	0.0016	0.0000	0.0016
G-105783-A1	Kern	Open Hearth Fireplace	Gas Insert				TRUE	12/7/2021	12/28/2021	22.7	0	7%	68%	0.299465	31%	51%	0.0016	0.0000	0.0016
G-105785-A1	Kern	Wood-Burning Firebox	Gas Insert				TRUE	2/23/2021	4/13/2021	22.7	0	7%	68%	0.299465	31%	51%	0.0016	0.0000	0.0016
G-105786-A1	Kern	Wood-Burning Firebox	Gas Insert				TRUE	1/13/2021	2/19/2021	22.7	0	7%	68%	0.299465	31%	51%	0.0016	0.0000	0.0016
G-105787-A1	Kern	Wood-Burning Firebox	Gas Insert				TRUE	2/1/2021	4/5/2021	22.7	0	7%	68%	0.299465	31%	51%	0.0016	0.0000	0.0016
G-105790-A1	San Joaquin	Open Hearth Fireplace	Gas Insert				TRUE	3/1/2021	3/23/2021	22.7	0	7%	68%	0.299465	61%	38%	0.0032	0.0000	0.0032
G-105803-A1	Merced	Wood-Burning Firebox	Gas Insert				TRUE	6/7/2021	7/22/2021	22.7	0	7%	68%	0.299465	68%	32%	0.0035	0.0000	0.0035
G-105804-A1	Tulare	Open Hearth Fireplace	Gas Insert				TRUE	1/29/2021	2/16/2021	22.7	0	7%	68%	0.299465	53%	43%	0.0028	0.0000	0.0028
G-105805-A1	Fresno	Open Hearth Fireplace	Gas Insert				TRUE	1/14/2021	2/3/2021	22.7	0	7%	68%	0.299465	24%	59%	0.0013	0.0000	0.0013
G-105808-A1	Kern	Open Hearth Fireplace	Gas Insert				TRUE	1/26/2021	5/12/2021	22.7	0	7%	68%	0.299465	31%	51%	0.0016	0.0000	0.0016
G-105810-A1	Kern	Non-Certified Pellet Insert	Gas Insert				TRUE	1/26/2021	3/16/2021	2.9	0	68%	68%	2.1	31%	51%	0.0014	0.0000	0.0014
G-105811-A1	Stanislaus	Wood-Burning Firebox	Gas Fireplace				TRUE	2/4/2021	3/4/2021	22.7	0	7%	68%	0.299465	54%	44%	0.0028	0.0000	0.0028
G-105813-A1	Tulare	Wood-Burning Firebox	Certified Wood Insert	2.3		72 Non-Catalytic	FALSE	2/25/2021	3/22/2021	22.7	4.6	7%	72%	0.299465	100%	0%	0.0052	0.0001	0.0051
G-105819-A1	Fresno	Certified Wood Insert	Gas Insert				TRUE	2/17/2021	3/4/2021	14.5785	0	68%	68%	2.1	24%	59%	0.0057	0.0000	0.0057
G-105820-A1	Fresno	Non-Certified Wood Insert	Gas Insert				TRUE	4/30/2021	5/26/2021	29.5	0	54%	68%	2.1	24%	59%	0.0115	0.0000	0.0115
G-105821-A1	Stanislaus	Wood-Burning Firebox	Gas Insert				TRUE	3/21/2021	5/12/2021	22.7	0	7%	68%	0.299465	54%	44%	0.0028	0.0000	0.0028
G-105823-A1	San Joaquin	Wood-Burning Firebox	Gas Insert				FALSE	1/23/2021	2/17/2021	22.7	0	7%	68%	0.299465	100%	0%	0.0052	0.0000	0.0052
G-105824-A1	Fresno	Wood-Burning Firebox	Gas Insert				TRUE	3/18/2021	4/28/2021	22.7	0	7%	68%	0.299465	24%	59%	0.0013	0.0000	0.0013
G-105826-A1	San Joaquin	Open Hearth Fireplace	Gas Insert				TRUE	1/26/2021	2/17/2021	22.7	0	7%	68%	0.299465	61%	38%	0.0032	0.0000	0.0032
G-105827-A1	Fresno	Wood-Burning Firebox	Gas Insert				TRUE	6/20/2021	7/22/2021	22.7	0	7%	68%	0.299465	24%	59%	0.0013	0.0000	0.0013
G-105829-A1	Merced	Non-Certified Wood Insert	Certified Wood Insert	2		72 Non-Catalytic	FALSE	6/28/2021	8/6/2021	29.5	4	54%	72%	2.1	100%	0%	0.0477	0.0049	0.0429
G-105831-A1	San Joaquin	Open Hearth Fireplace	Gas Insert				TRUE	1/19/2021	2/17/2021	22.7	0	7%	68%	0.299465	61%	38%	0.0032	0.0000	0.0032
G-105835-A1	Fresno	Open Hearth Fireplace	Gas Insert				TRUE	1/23/2021	3/17/2021	22.7	0	7%	68%	0.299465	24%	59%	0.0013	0.0000	0.0013
G-105837-A1	Fresno	Freestanding Non-Certified Wood Stove	Freestanding Gas Stove				TRUE	9/28/2021	11/23/2021	29.5	0	54%	68%	2.09	24%	59%	0.0115	0.0000	0.0115
G-105843-A1	Kern	Open Hearth Fireplace	Gas Insert				TRUE	2/12/2021	3/3/2021	22.7	0	7%	68%	0.299465	31%	51%	0.0016	0.0000	0.0016
G-105844-A1	Fresno	Open Hearth Fireplace	Gas Insert				TRUE	1/24/2021	3/15/2021	22.7	0	7%	68%	0.299465	24%	59%	0.0013	0.0000	0.0013
G-105845-A1	Fresno	Open Hearth Fireplace	Gas Insert				TRUE	2/1/2021	2/22/2021	22.7	0	7%	68%	0.299465	24%	59%	0.0013	0.0000	0.0013
G-105849-A1	Merced	Non-Certified Wood Insert	Gas Insert				TRUE	3/10/2021	5/17/2021	29.5	0	54%	68%	2.1	68%	32%	0.0322	0.0000	0.0322
G-105850-A1	Fresno	Wood-Burning Firebox	Gas Insert				TRUE	3/19/2021	4/8/2021	22.7	0	7%	68%	0.299465	24%	59%	0.0013	0.0000	0.0013
G-105851-A1	Tulare	Open Hearth Fireplace	Gas Insert				TRUE	2/22/2021	3/15/2021	22.7	0	7%	68%	0.299465	53%	43%	0.0028	0.0000	0.0028
G-105859-A1	Fresno	Wood-Burning Firebox	Gas Insert				TRUE	3/16/2021	4/8/2021	22.7	0	7%	68%	0.299465	24%	59%	0.0013	0.0000	0.0013
G-105866-A1	Madera	Open Hearth Fireplace	Gas Insert				TRUE	4/10/2021	5/12/2021	22.7	0	7%	68%	0.299465	33%	57%	0.0017	0.0000	0.0017
G-105867-A1	Fresno	Wood-Burning Firebox	Gas Insert				TRUE	2/2/2021	2/22/2021	22.7	0	7%	68%	0.299465	24%	59%	0.0013	0.0000	0.0013
G-105870-A1	Fresno	Wood-Burning Firebox	Gas Insert				TRUE	1/25/2021	2/9/2021	22.7	0	7%	68%	0.299465	24%	59%	0.0013	0.0000	0.0013
G-105872-A1	Fresno	Open Hearth Fireplace	Gas Insert				TRUE	2/13/2021	3/4/2021	22.7	0	7%	68%	0.299465	24%	59%	0.0013	0.0000	0.0013
G-105876-A1	Fresno	Open Hearth Fireplace	Gas Insert				TRUE	2/19/2021	3/16/2021	22.7	0	7%	68%	0.299465	24%	59%	0.0013	0.0000	0.0013
G-105877-A1	Fresno	Open Hearth Fireplace	Gas Insert				TRUE	1/24/2021	2/9/2021	22.7	0	7%	68%	0.299465	24%	59%	0.0013	0.0000	0.0013
G-105880-A1	Kern	Wood-Burning Firebox	Gas Insert				TRUE	3/8/2021	3/23/2021	22.7	0	7%	68%	0.299465	31%	51%	0.0016	0.0000	0.0016
G-105881-A1	Fresno	Freestanding Non-Certified Wood Stove	Freestanding Gas Stove				TRUE	3/1/2021	3/29/2021	29.5	0	54%	68%	2.09	24%	59%	0.0115	0.0000	0.0115
G-105882-A1	Fresno	Open Hearth Fireplace	Gas Insert				TRUE	2/10/2021	2/24/2021	22.7	0	7%	68%	0.299465	24%	59%	0.0013	0.0000	0.0013
G-105883-A1	Fresno	Open Hearth Fireplace	Gas Insert				TRUE	9/2/2021	10/1/2021	22.7	0	7%	68%	0.299465	24%	59%	0.0013	0.0000	0.0013
G-105889-A1	Kern	Open Hearth Fireplace	Gas Insert				TRUE	1/19/2021	2/2/2021	22.7	0	7%	68%	0.299465	31%	51%	0.0016	0.0000	0.0016
G-105890-A1	Stanislaus	Open Hearth Fireplace	Gas Fireplace				TRUE	3/15/2021	4/2/2021	22.7	0	7%	68%	0.299465	54%	44%	0.0028	0.0000	0.0028
G-105892-A1	Fresno	Wood-Burning Firebox	Gas Insert				TRUE	3/30/2021	4/14/2021	22.7	0	7%	68%	0.299465	24%	59%	0.0013	0.0000	0.0013
G-105894-A1	Fresno	Open Hearth Fireplace	Gas Insert				TRUE	3/1/2021	3/16/2021	22.7	0	7%	68%	0.299465	24%	59%	0.0013	0.0000	0.0013
G-105895-A1	Fresno	Open Hearth Fireplace	Gas Insert				TRUE	5/18/2021	6/17/2021	22.7	0	7%	68%	0.299465	24%	59%	0.0013	0.0000	0.0013
G-105896-A1	Kern	Open Hearth Fireplace	Gas Insert				TRUE	3/22/2021	4/1/2021	22.7	0	7%	68%	0.299465	31%	51%	0.0016	0.0000	0.0016
G-105897-A1	Fresno	Non-Certified Wood Insert	Gas Insert				TRUE	1/19/2021	2/16/2021	29.5	0	54%	68%	2.1					

SAN JOAQUIN VALLEY UNIFIED AIR POLLUTION CONTROL DISTRICT

2021 Annual Demonstration Report

August 31, 2022

Contract#	County	OldDeviceType	NewDeviceType	EmissionRating	OverallEfficiency	DeviceSubtype	PipedNatGa	InstallDate	ClaimDate	Emission Factor		Efficiency		FuelUse	Non-Curtailment %		Emissions (tpy PM2.5)		
										EF_Old	EF_New	Eff_Old	Eff_New		B_all	B_reg	Before	After	Reduction
G-105955-A1	San Joaquin	Open Hearth Fireplace	Certified Pellet Insert	0.78		64 Non-Catalytic	TRUE	1/13/2021	2/9/2021	22.7	1.56	7%	64%	0.299465	61%	38%	0.0032	0.0000	0.0032
G-105956-A1	Fresno	Open Hearth Fireplace	Gas Insert				TRUE	1/24/2021	2/11/2021	22.7	0	7%	68%	0.299465	24%	59%	0.0013	0.0000	0.0013
G-105958-A1	Fresno	Non-Certified Wood Insert	Certified Pellet Insert	1.1		76 Non-Catalytic	FALSE	2/3/2021	3/15/2021	29.5	2.2	54%	76%	2.1	100%	0%	0.0477	0.0025	0.0452
G-105959-A1	Fresno	Open Hearth Fireplace	Gas Insert				TRUE	2/18/2021	3/4/2021	22.7	0	7%	68%	0.299465	24%	59%	0.0013	0.0000	0.0013
G-105966-A1	Stanislaus	Wood-Burning Firebox	Gas Insert				TRUE	1/13/2021	2/8/2021	22.7	0	7%	68%	0.299465	54%	44%	0.0028	0.0000	0.0028
G-105969-A1	Kern	Open Hearth Fireplace	Gas Insert				TRUE	2/12/2021	3/16/2021	22.7	0	7%	68%	0.299465	31%	51%	0.0016	0.0000	0.0016
G-105971-A1	Fresno	Open Hearth Fireplace	Certified Wood Insert	1.8		74 Non-Catalytic	FALSE	4/29/2021	6/8/2021	22.7	3.6	7%	74%	0.299465	100%	0%	0.0052	0.0001	0.0052
G-105973-A1	Fresno	Open Hearth Fireplace	Gas Insert				TRUE	11/23/2021	12/28/2021	22.7	0	7%	68%	0.299465	24%	59%	0.0013	0.0000	0.0013
G-105974-A1	Fresno	Non-Certified Pellet Insert	Gas Insert				TRUE	5/13/2021	6/27/2021	2.9	0	68%	68%	2.1	24%	59%	0.0011	0.0000	0.0011
G-105975-A1	Kern	Wood-Burning Firebox	Gas Insert				TRUE	8/27/2021	11/15/2021	22.7	0	7%	68%	0.299465	31%	51%	0.0016	0.0000	0.0016
G-105977-A1	Fresno	Open Hearth Fireplace	Gas Insert				TRUE	4/23/2021	5/12/2021	22.7	0	7%	68%	0.299465	24%	59%	0.0013	0.0000	0.0013
G-105979-A1	Kern	Certified Wood Insert	Gas Insert				TRUE	1/20/2021	3/19/2021	14.5785	0	68%	68%	2.1	31%	51%	0.0073	0.0000	0.0073
G-105989-A1	Fresno	Wood-Burning Firebox	Gas Insert				TRUE	3/21/2021	3/29/2021	22.7	0	7%	68%	0.299465	24%	59%	0.0013	0.0000	0.0013
G-105994-A1	Fresno	Open Hearth Fireplace	Gas Insert				FALSE	3/20/2021	3/29/2021	22.7	0	7%	68%	0.299465	100%	0%	0.0052	0.0000	0.0052
G-105997-A1	Fresno	Certified Wood Insert	Gas Insert				TRUE	4/29/2021	7/21/2021	14.5785	0	68%	68%	2.1	24%	59%	0.0057	0.0000	0.0057
G-105999-A1	Fresno	Wood-Burning Firebox	Gas Insert				TRUE	10/27/2021	12/28/2021	22.7	0	7%	68%	0.299465	24%	59%	0.0013	0.0000	0.0013
G-106000-A1	Tulare	Non-Certified Pellet Insert	Gas Insert				TRUE	5/15/2021	6/16/2021	2.9	0	68%	68%	2.1	53%	43%	0.0025	0.0000	0.0025
G-106005-A1	Merced	Freestanding Non-Certified Wood Stove	Freestanding Certified Wood Stove	0.72		81 Hybrid	FALSE	1/29/2021	3/15/2021	29.5	1.44	54%	81%	2.67	100%	0%	0.0606	0.0020	0.0587
G-106006-A1	San Joaquin	Wood-Burning Firebox	Gas Insert				TRUE	2/25/2021	3/17/2021	22.7	0	7%	68%	0.299465	61%	38%	0.0032	0.0000	0.0032
G-106012-A1	Madera	Wood-Burning Firebox	Gas Insert				TRUE	1/21/2021	2/17/2021	22.7	0	7%	68%	0.299465	33%	57%	0.0017	0.0000	0.0017
G-106013-A1	Fresno	Open Hearth Fireplace	Gas Insert				TRUE	1/29/2021	2/22/2021	22.7	0	7%	68%	0.299465	24%	59%	0.0013	0.0000	0.0013
G-106015-A1	Fresno	Wood-Burning Firebox	Gas Insert				TRUE	4/3/2021	4/19/2021	22.7	0	7%	68%	0.299465	24%	59%	0.0013	0.0000	0.0013
G-106017-A1	Kern	Wood-Burning Firebox	Gas Insert				TRUE	2/19/2021	4/8/2021	22.7	0	7%	68%	0.299465	31%	51%	0.0016	0.0000	0.0016
G-106018-A1	Kern	Non-Certified Wood Insert	Gas Insert				TRUE	9/21/2021	12/9/2021	29.5	0	54%	68%	2.1	31%	51%	0.0147	0.0000	0.0147
G-106019-A1	Kern	Open Hearth Fireplace	Gas Insert				TRUE	1/28/2021	3/4/2021	22.7	0	7%	68%	0.299465	31%	51%	0.0016	0.0000	0.0016
G-106020-A1	Kern	Open Hearth Fireplace	Gas Insert				TRUE	2/22/2021	3/16/2021	22.7	0	7%	68%	0.299465	31%	51%	0.0016	0.0000	0.0016
G-106021-A1	San Joaquin	Non-Certified Pellet Insert	Gas Insert				TRUE	2/18/2021	6/17/2021	2.9	0	68%	68%	2.1	61%	38%	0.0029	0.0000	0.0029
G-106025-A1	Fresno	Open Hearth Fireplace	Gas Insert				TRUE	4/7/2021	4/21/2021	22.7	0	7%	68%	0.299465	24%	59%	0.0013	0.0000	0.0013
G-106033-A1	Kern	Wood-Burning Firebox	Gas Insert				TRUE	5/6/2021	6/8/2021	22.7	0	7%	68%	0.299465	31%	51%	0.0016	0.0000	0.0016
G-106036-A1	Tulare	Open Hearth Fireplace	Gas Insert				TRUE	1/20/2021	2/3/2021	22.7	0	7%	68%	0.299465	53%	43%	0.0028	0.0000	0.0028
G-106037-A1	Kern	Open Hearth Fireplace	Gas Insert				TRUE	1/25/2021	5/3/2021	22.7	0	7%	68%	0.299465	31%	51%	0.0016	0.0000	0.0016
G-106039-A1	Tulare	Open Hearth Fireplace	Gas Insert				TRUE	2/8/2021	3/3/2021	22.7	0	7%	68%	0.299465	53%	43%	0.0028	0.0000	0.0028
G-106041-A1	Tulare	Non-Certified Wood Insert	Certified Wood Insert	1.5		69 Non-Catalytic	FALSE	4/1/2021	4/15/2021	29.5	3	54%	69%	2.1	100%	0%	0.0477	0.0038	0.0439
G-106046-A1	Tulare	Open Hearth Fireplace	Gas Insert				TRUE	2/6/2021	3/4/2021	22.7	0	7%	68%	0.299465	53%	43%	0.0028	0.0000	0.0028
G-106047-A1	Fresno	Wood-Burning Firebox	Gas Insert				TRUE	1/29/2021	2/22/2021	22.7	0	7%	68%	0.299465	24%	59%	0.0013	0.0000	0.0013
G-106053-A1	Fresno	Wood-Burning Firebox	Gas Insert				TRUE	1/31/2021	2/17/2021	22.7	0	7%	68%	0.299465	24%	59%	0.0013	0.0000	0.0013
G-106059-A1	Fresno	Wood-Burning Firebox	Gas Insert				TRUE	3/13/2021	3/29/2021	22.7	0	7%	68%	0.299465	24%	59%	0.0013	0.0000	0.0013
G-106068-A1	Fresno	Wood-Burning Firebox	Gas Insert				TRUE	3/15/2021	3/29/2021	22.7	0	7%	68%	0.299465	24%	59%	0.0013	0.0000	0.0013
G-106070-A1	San Joaquin	Wood-Burning Firebox	Gas Insert				TRUE	4/6/2021	4/28/2021	22.7	0	7%	68%	0.299465	61%	38%	0.0032	0.0000	0.0032
G-106075-A1	Stanislaus	Open Hearth Fireplace	Gas Insert				TRUE	4/8/2021	4/28/2021	22.7	0	7%	68%	0.299465	54%	44%	0.0028	0.0000	0.0028
G-106077-A1	Stanislaus	Non-Certified Wood Insert	Gas Insert				TRUE	3/2/2021	3/17/2021	29.5	0	54%	68%	2.1	54%	44%	0.0258	0.0000	0.0258
G-106078-A1	Merced	Non-Certified Wood Insert	Gas Insert				TRUE	2/8/2021	2/22/2021	29.5	0	54%	68%	2.1	68%	32%	0.0322	0.0000	0.0322
G-106086-A1	Fresno	Wood-Burning Firebox	Gas Insert				TRUE	2/23/2021	3/16/2021	22.7	0	7%	68%	0.299465	24%	59%	0.0013	0.0000	0.0013
G-106087-A1	Fresno	Open Hearth Fireplace	Gas Insert				TRUE	3/23/2021	4/13/2021	22.7	0	7%	68%	0.299465	24%	59%	0.0013	0.0000	0.0013
G-106089-A1	Fresno	Non-Certified Wood Insert	Gas Insert				TRUE	3/6/2021	4/8/2021	29.5	0	54%	68%	2.1	24%	59%	0.0115	0.0000	0.0115
G-106092-A1	Fresno	Open Hearth Fireplace	Gas Insert				TRUE	5/20/2021	6/17/2021	22.7	0	7%	68%	0.299465	24%	59%	0.0013	0.0000	0.0013
G-106093-A1	Fresno	Open Hearth Fireplace	Gas Insert				TRUE	3/20/2021	4/8/2021	22.7	0	7%	68%	0.299465	24%	59%	0.0013	0.0000	0.0013
G-106095-A1	Fresno	Open Hearth Fireplace	Gas Insert				TRUE	1/26/2021	2/17/2021	22.7	0	7%	68%	0.299465	24%	59%	0.0013	0.0000	0.0013
G-106098-A1	Kern	Wood-Burning Firebox	Gas Insert				TRUE	2/16/2021	3/3/2021	22.7	0	7%	68%	0.299465	31%	51%	0.0016	0.0000	0.0016
G-106104-A1	Fresno	Open Hearth Fireplace	Gas Insert				TRUE	6/16/2021	7/22/2021	22.7	0	7%	68%	0.299465	24%	59%	0.0013	0.0000	0.0013
G-106106-A1	Fresno	Wood-Burning Firebox	Gas Insert				TRUE	4/7/2021	4/28/2021	22.7	0	7%	68%	0.299465	24%	59%	0.0013	0.0000	0.0013
G-106108-A1	Kings	Open Hearth Fireplace	Gas Fireplace				TRUE	9/14/2021	10/14/2021	22.7	0	7%	68%	0.299465	48%	48%	0.0025	0.0000	0.0025
G-106109-A1	Fresno	Wood-Burning Firebox	Gas Insert				TRUE	8/6/2021	9/9/2021	22.7	0	7%	68%	0.299465	24%	59%	0.0013	0.0000	0.0013
G-106110-A1	Kern	Wood-Burning Firebox	Gas Insert				TRUE	2/23/2021	3/16/2021	22.7	0	7%	68%	0.299465	31%	51%	0.0016	0.0000	0.0016
G-106111-A1	Kern	Open Hearth Fireplace	Gas Insert				TRUE	9/27/2021	11/3/2021	22.7	0	7%	68%	0.299465	31%	51%	0.0016	0.0000	0.0016
G-106113-A1	Stanislaus	Open Hearth Fireplace	Gas Insert				TRUE	3/8/2021	4/1/2021	22.7	0	7%	68%	0.299465	54%	44%	0.0028	0.0000	0.0028
G-106114-A1	Tulare	Open Hearth Fireplace	Gas Insert				TRUE	2/22/2021	3/4/2021	22.7	0	7%	68%	0.299465	53%	43%	0.0028	0.0000	0.0028
G-106115-A1	Fresno	Non-Certified Wood Insert	Gas Insert				TRUE	3/13/2021	4/14/2021	29.5	0	54%	68%	2.1	24%	59%	0.0115	0.0000	0.0115
G-106117-A1	Fresno	Open Hearth Fireplace	Gas Insert				TRUE	2/4/2021	2/22/2021	22.7	0	7%	68%	0.299465	24%	59%	0.0013	0.0000	0.0013
G-106118-A1	Fresno	Open Hearth Fireplace	Gas Insert				TRUE	1/26/2021	2/19/2021	22.7	0	7%	68%	0.299465	24%	59%	0.0013	0.0000	0.0013
G-106133-A1	Fresno	Wood-Burning Firebox																	

SAN JOAQUIN VALLEY UNIFIED AIR POLLUTION CONTROL DISTRICT

2021 Annual Demonstration Report

August 31, 2022

Contract#	County	OldDeviceType	NewDeviceType	EmissionRating	OverallEfficiency	DeviceSubtype	PipedNatGa	InstallDate	ClaimDate	Emission Factor		Efficiency		FuelUse	Non-Curtailment %		Emissions (tpy PM2.5)		
										EF_Old	EF_New	Eff_Old	Eff_New		B_all	B_reg	Before	After	Reduction
G-106244-A1	Fresno	Open Hearth Fireplace	Gas Insert				TRUE	3/13/2021	3/22/2021	22.7	0	7%	68%	0.299465	24%	59%	0.0013	0.0000	0.0013
G-106245-A1	Fresno	Open Hearth Fireplace	Gas Insert				TRUE	2/10/2021	3/4/2021	22.7	0	7%	68%	0.299465	24%	59%	0.0013	0.0000	0.0013
G-106251-A1	Kern	Wood-Burning Firebox	Gas Insert				TRUE	4/15/2021	5/3/2021	22.7	0	7%	68%	0.299465	31%	51%	0.0016	0.0000	0.0016
G-106253-A1	Fresno	Open Hearth Fireplace	Gas Insert				TRUE	3/11/2021	3/23/2021	22.7	0	7%	68%	0.299465	24%	59%	0.0013	0.0000	0.0013
G-106257-A1	Fresno	Non-Certified Wood Insert	Gas Insert				TRUE	3/6/2021	4/19/2021	29.5	0	54%	68%	2.1	24%	59%	0.0115	0.0000	0.0115
G-106262-A1	Kern	Open Hearth Fireplace	Gas Insert				TRUE	3/3/2021	3/16/2021	22.7	0	7%	68%	0.299465	31%	51%	0.0016	0.0000	0.0016
G-106263-A1	Tulare	Wood-Burning Firebox	Gas Insert				FALSE	1/15/2021	2/1/2021	22.7	0	7%	68%	0.299465	100%	0%	0.0052	0.0000	0.0052
G-106264-A1	Stanislaus	Open Hearth Fireplace	Gas Insert				FALSE	2/19/2021	3/9/2021	22.7	0	7%	68%	0.299465	100%	0%	0.0052	0.0000	0.0052
G-106265-A1	Stanislaus	Non-Certified Wood Insert	Gas Insert				TRUE	4/23/2021	6/16/2021	29.5	0	54%	68%	2.1	54%	44%	0.0258	0.0000	0.0258
G-106266-A1	Fresno	Non-Certified Wood Insert	Gas Insert				TRUE	2/5/2021	2/22/2021	29.5	0	54%	68%	2.1	24%	59%	0.0115	0.0000	0.0115
G-106268-A1	Kern	Open Hearth Fireplace	Gas Insert				TRUE	4/20/2021	6/8/2021	22.7	0	7%	68%	0.299465	31%	51%	0.0016	0.0000	0.0016
G-106287-A1	Fresno	Non-Certified Wood Insert	Gas Insert				TRUE	9/3/2021	10/5/2021	29.5	0	54%	68%	2.1	24%	59%	0.0115	0.0000	0.0115
G-106289-A1	Madera	Freestanding Non-Certified Wood Stove	Freestanding Gas Stove				FALSE	2/24/2021	3/15/2021	29.5	0	54%	68%	2.61	100%	0%	0.0593	0.0000	0.0593
G-106293-A1	Madera	Non-Certified Wood Insert	Gas Insert				TRUE	3/10/2021	4/5/2021	29.5	0	54%	68%	2.1	33%	57%	0.0159	0.0000	0.0159
G-106294-A1	Kern	Open Hearth Fireplace	Gas Insert				TRUE	5/17/2021	6/17/2021	22.7	0	7%	68%	0.299465	31%	51%	0.0016	0.0000	0.0016
G-106295-A1	Stanislaus	Open Hearth Fireplace	Certified Pellet Insert	0.78		64 Non-Catalytic	TRUE	1/22/2021	2/11/2021	22.7	1.56	7%	64%	0.299465	54%	44%	0.0028	0.0000	0.0028
G-106296-A1	Fresno	Non-Certified Wood Insert	Gas Insert				TRUE	2/5/2021	2/17/2021	29.5	0	54%	68%	2.1	24%	59%	0.0115	0.0000	0.0115
G-106298-A1	Kern	Open Hearth Fireplace	Gas Insert				TRUE	3/1/2021	3/29/2021	22.7	0	7%	68%	0.299465	31%	51%	0.0016	0.0000	0.0016
G-106319-A1	Kern	Open Hearth Fireplace	Gas Insert				TRUE	3/19/2021	4/13/2021	22.7	0	7%	68%	0.299465	31%	51%	0.0016	0.0000	0.0016
G-106323-A1	Fresno	Open Hearth Fireplace	Gas Insert				TRUE	4/19/2021	5/4/2021	22.7	0	7%	68%	0.299465	24%	59%	0.0013	0.0000	0.0013
G-106325-A1	Fresno	Open Hearth Fireplace	Gas Insert				TRUE	6/23/2021	8/6/2021	22.7	0	7%	68%	0.299465	24%	59%	0.0013	0.0000	0.0013
G-106330-A1	Fresno	Open Hearth Fireplace	Gas Insert				TRUE	8/26/2021	9/22/2021	22.7	0	7%	68%	0.299465	24%	59%	0.0013	0.0000	0.0013
G-106332-A1	Fresno	Freestanding Non-Certified Pellet Stove	Freestanding Certified Pellet Stove	0.95		77 Non-Catalytic	FALSE	2/13/2021	3/23/2021	2.9	1.9	68%	77%	2.09	100%	0%	0.0047	0.0027	0.0020
G-106335-A1	Fresno	Open Hearth Fireplace	Gas Insert				TRUE	4/26/2021	6/8/2021	22.7	0	7%	68%	0.299465	24%	59%	0.0013	0.0000	0.0013
G-106336-A1	Stanislaus	Wood-Burning Firebox	Gas Insert				TRUE	5/21/2021	6/17/2021	22.7	0	7%	68%	0.299465	54%	44%	0.0028	0.0000	0.0028
G-106337-A1	Madera	Open Hearth Fireplace	Certified Wood Insert	1.7		74 Non-Catalytic	FALSE	2/1/2021	2/23/2021	22.7	3.4	7%	74%	0.299465	100%	0%	0.0052	0.0001	0.0052
G-106346-A1	Fresno	Wood-Burning Firebox	Gas Insert				TRUE	3/23/2021	4/5/2021	22.7	0	7%	68%	0.299465	24%	59%	0.0013	0.0000	0.0013
G-106349-A1	San Joaquin	Open Hearth Fireplace	Gas Insert				TRUE	2/18/2021	3/16/2021	22.7	0	7%	68%	0.299465	61%	38%	0.0032	0.0000	0.0032
G-106350-A1	Fresno	Wood-Burning Firebox	Gas Insert				TRUE	3/23/2021	4/28/2021	22.7	0	7%	68%	0.299465	24%	59%	0.0013	0.0000	0.0013
G-106351-A1	Fresno	Open Hearth Fireplace	Gas Insert				TRUE	4/6/2021	5/12/2021	22.7	0	7%	68%	0.299465	24%	59%	0.0013	0.0000	0.0013
G-106356-A1	Fresno	Non-Certified Wood Insert	Gas Insert				TRUE	4/20/2021	5/17/2021	29.5	0	54%	68%	2.1	24%	59%	0.0115	0.0000	0.0115
G-106359-A1	Fresno	Wood-Burning Firebox	Gas Insert				TRUE	3/18/2021	4/19/2021	22.7	0	7%	68%	0.299465	24%	59%	0.0013	0.0000	0.0013
G-106360-A1	Fresno	Open Hearth Fireplace	Gas Insert				TRUE	10/14/2021	12/28/2021	22.7	0	7%	68%	0.299465	24%	59%	0.0013	0.0000	0.0013
G-106364-A1	Fresno	Wood-Burning Firebox	Gas Insert				TRUE	4/24/2021	5/17/2021	22.7	0	7%	68%	0.299465	24%	59%	0.0013	0.0000	0.0013
G-106366-A1	Madera	Non-Certified Pellet Insert	Gas Insert				TRUE	2/2/2021	2/17/2021	2.9	0	68%	68%	2.1	33%	57%	0.0016	0.0000	0.0016
G-106370-A1	Kern	Wood-Burning Firebox	Gas Insert				TRUE	8/13/2021	9/22/2021	22.7	0	7%	68%	0.299465	31%	51%	0.0016	0.0000	0.0016
G-106373-A1	Fresno	Open Hearth Fireplace	Gas Insert				TRUE	4/3/2021	4/19/2021	22.7	0	7%	68%	0.299465	24%	59%	0.0013	0.0000	0.0013
G-106375-A1	Stanislaus	Non-Certified Wood Insert	Certified Wood Insert	1.5		69 Non-Catalytic	TRUE	1/29/2021	2/22/2021	29.5	3	54%	69%	2.1	54%	44%	0.0258	0.0023	0.0235
G-106377-A1	Fresno	Open Hearth Fireplace	Gas Insert				TRUE	4/28/2021	5/26/2021	22.7	0	7%	68%	0.299465	24%	59%	0.0013	0.0000	0.0013
G-106379-A1	Stanislaus	Wood-Burning Firebox	Certified Wood Insert	1.1		68 Non-Catalytic	TRUE	1/23/2021	2/11/2021	22.7	2.2	7%	68%	0.299465	54%	44%	0.0028	0.0000	0.0028
G-106380-A1	Fresno	Open Hearth Fireplace	Gas Insert				TRUE	3/12/2021	4/5/2021	22.7	0	7%	68%	0.299465	24%	59%	0.0013	0.0000	0.0013
G-106384-A1	Kern	Wood-Burning Firebox	Gas Insert				TRUE	9/3/2021	11/23/2021	22.7	0	7%	68%	0.299465	31%	51%	0.0016	0.0000	0.0016
G-106386-A1	Fresno	Open Hearth Fireplace	Gas Insert				TRUE	9/1/2021	10/1/2021	22.7	0	7%	68%	0.299465	24%	59%	0.0013	0.0000	0.0013
G-106389-A1	Fresno	Open Hearth Fireplace	Gas Insert				TRUE	7/14/2021	8/12/2021	22.7	0	7%	68%	0.299465	24%	59%	0.0013	0.0000	0.0013
G-106395-A1	Kings	Open Hearth Fireplace	Gas Insert				TRUE	4/29/2021	5/19/2021	22.7	0	7%	68%	0.299465	48%	48%	0.0025	0.0000	0.0025
G-106398-A1	Kern	Open Hearth Fireplace	Gas Insert				TRUE	2/3/2021	2/22/2021	22.7	0	7%	68%	0.299465	31%	51%	0.0016	0.0000	0.0016
G-106400-A1	Kern	Open Hearth Fireplace	Gas Insert				TRUE	3/17/2021	3/29/2021	22.7	0	7%	68%	0.299465	31%	51%	0.0016	0.0000	0.0016
G-106402-A1	Kern	Open Hearth Fireplace	Gas Insert				TRUE	3/17/2021	3/29/2021	22.7	0	7%	68%	0.299465	31%	51%	0.0016	0.0000	0.0016
G-106403-A1	Kern	Open Hearth Fireplace	Gas Insert				TRUE	2/10/2021	4/13/2021	22.7	0	7%	68%	0.299465	31%	51%	0.0016	0.0000	0.0016
G-106405-A1	Tulare	Open Hearth Fireplace	Gas Insert				TRUE	2/6/2021	2/24/2021	22.7	0	7%	68%	0.299465	53%	43%	0.0028	0.0000	0.0028
G-106406-A1	Kern	Open Hearth Fireplace	Gas Insert				TRUE	2/12/2021	3/3/2021	22.7	0	7%	68%	0.299465	31%	51%	0.0016	0.0000	0.0016
G-106407-A1	Kern	Open Hearth Fireplace	Gas Insert				TRUE	3/1/2021	3/23/2021	22.7	0	7%	68%	0.299465	31%	51%	0.0016	0.0000	0.0016
G-106408-A1	Kern	Open Hearth Fireplace	Gas Insert				TRUE	4/13/2021	8/24/2021	22.7	0	7%	68%	0.299465	31%	51%	0.0016	0.0000	0.0016
G-106411-A1	Stanislaus	Open Hearth Fireplace	Gas Insert				TRUE	3/26/2021	4/15/2021	22.7	0	7%	68%	0.299465	54%	44%	0.0028	0.0000	0.0028
G-106413-A1	Fresno	Wood-Burning Firebox	Certified Wood Insert	2.3		72 Non-Catalytic	FALSE	2/3/2021	2/22/2021	22.7	4.6	7%	72%	0.299465	100%	0%	0.0052	0.0001	0.0051
G-106415-A1	Tulare	Open Hearth Fireplace	Gas Insert				TRUE	2/6/2021	2/24/2021	22.7	0	7%	68%	0.299465	53%	43%	0.0028	0.0000	0.0028
G-106416-A1	Fresno	Wood-Burning Firebox	Gas Insert				TRUE	3/13/2021	4/5/2021	22.7	0	7%	68%	0.299465	24%	59%	0.0013	0.0000	0.0013
G-106419-A1	San Joaquin	Open Hearth Fireplace	Gas Insert				TRUE	3/15/2021	4/1/2021	22.7	0	7%	68%	0.299465	61%	38%	0.0032	0.0000	0.0032
G-106422-A1	Fresno	Open Hearth Fireplace	Gas Insert				TRUE	5/26/2021	6/17/2021	22.7	0	7%	68%	0.299465	24%	59%	0.0013	0.0000	0.0013
G-106429-A1	Fresno	Wood-Burning Firebox	Gas Insert				TRUE	1/26/2021	2/16/2021	22.7	0	7%	68%	0.299465	24%	59%	0.0013	0.0000	0.0013
G-106436-A1	Fresno	Wood-Burning Firebox	Gas Insert				TRUE	5/7/2021	6/9/2021	22.7	0	7%	68%	0.299465	24%	59%	0.0013	0.0000	0.0013
G-106439-A1	Fresno	Open Hearth Fireplace	Gas Insert				TRUE	2/2/2021	2/22/2021	22.7	0	7%	68%	0.299465	24%	59%	0.0013	0.0000	0.0013
G-106441-A1	Kern	Open Hearth Fireplace	Gas Insert				TRUE	6/16/2021	7/22/2021	22.7	0	7%	68%	0.299465	31%	51%	0.0016	0.0000	0.0016
G-106442-A1	Stanislaus	Open Hearth Fireplace	Gas Insert				TRUE	3/29/2021	4/14/2021	22.7	0	7%	68%	0.299465	54%	44%	0.0028	0.0000	0.0028
G-106446-A1	Kern	Wood-Burning Firebox	Gas Fireplace				TRUE	3/17/2021	4/1/2021	22.7	0	7%	68%	0.299465	31%	51%	0.0016	0.0000	0.0016
G-106449-A1	Kern	Open Hearth Fireplace	Gas Insert				TRUE	3/5/2021	3/16/2021	22.7	0	7%	68%	0.299465	31%	51%	0.0016	0.0000	0.0016
G-106452-A1	Kern	Open Hearth Fireplace	Gas Insert				TRUE	3/2/2021	3/16/2021	22.7	0	7%	68%	0.299465	31%	51%	0.0016	0.0000	0.0016
G-106461-A1	Fresno	Open Hearth Fireplace	Gas Insert				TRUE	6/21/2021	7/22/2021	22.7	0	7%	68%	0.299465	2				

SAN JOAQUIN VALLEY UNIFIED AIR POLLUTION CONTROL DISTRICT

2021 Annual Demonstration Report

August 31, 2022

Contract#	County	OldDeviceType	NewDeviceType	EmissionRating	OverallEfficiency	DeviceSubtype	PipedNatGa	InstallDate	ClaimDate	Emission Factor		Efficiency		FuelUse	Non-Curtailment %		Emissions (tpy PM2.5)		
										EF_Old	EF_New	Eff_Old	Eff_New		B_all	B_reg	Before	After	Reduction
G-106553-A1	Kern	Wood-Burning Firebox	Gas Insert				TRUE	2/15/2021	4/8/2021	22.7	0	7%	68%	0.299465	31%	51%	0.0016	0.0000	0.0016
G-106554-A1	Kern	Open Hearth Fireplace	Gas Insert				TRUE	2/22/2021	6/9/2021	22.7	0	7%	68%	0.299465	31%	51%	0.0016	0.0000	0.0016
G-106555-A1	Kern	Wood-Burning Firebox	Gas Insert				TRUE	3/16/2021	3/29/2021	22.7	0	7%	68%	0.299465	31%	51%	0.0016	0.0000	0.0016
G-106557-A1	Kern	Wood-Burning Firebox	Gas Insert				TRUE	3/1/2021	5/4/2021	22.7	0	7%	68%	0.299465	31%	51%	0.0016	0.0000	0.0016
G-106558-A1	Madera	Open Hearth Fireplace	Certified Wood Insert	1.1		79 Hybrid	FALSE	2/10/2021	3/4/2021	22.7	2.2	7%	79%	0.299465	100%	0%	0.0052	0.0000	0.0052
G-106561-A1	Tulare	Non-Certified Wood Insert	Gas Insert				TRUE	2/16/2021	3/1/2021	29.5	0	54%	68%	2.1	53%	43%	0.0254	0.0000	0.0254
G-106562-A1	Fresno	Non-Certified Pellet Insert	Gas Insert				TRUE	2/2/2021	3/4/2021	2.9	0	68%	68%	2.1	24%	59%	0.0011	0.0000	0.0011
G-106571-A1	Kern	Wood-Burning Firebox	Gas Insert				TRUE	3/8/2021	4/28/2021	22.7	0	7%	68%	0.299465	31%	51%	0.0016	0.0000	0.0016
G-106574-A1	Stanislaus	Open Hearth Fireplace	Gas Insert				TRUE	3/12/2021	4/1/2021	22.7	0	7%	68%	0.299465	54%	44%	0.0028	0.0000	0.0028
G-106575-A1	Fresno	Open Hearth Fireplace	Gas Insert				TRUE	2/8/2021	3/5/2021	22.7	0	7%	68%	0.299465	24%	59%	0.0013	0.0000	0.0013
G-106578-A1	Kern	Open Hearth Fireplace	Gas Insert				TRUE	2/18/2021	3/17/2021	22.7	0	7%	68%	0.299465	31%	51%	0.0016	0.0000	0.0016
G-106579-A1	Kern	Open Hearth Fireplace	Gas Insert				TRUE	3/10/2021	3/18/2021	22.7	0	7%	68%	0.299465	31%	51%	0.0016	0.0000	0.0016
G-106586-A1	Fresno	Wood-Burning Firebox	Certified Pellet Insert	0.49		63 Non-Catalytic	FALSE	4/3/2021	4/14/2021	22.7	0.98	7%	63%	0.299465	100%	0%	0.0052	0.0000	0.0052
G-106587-A1	Kern	Open Hearth Fireplace	Gas Insert				TRUE	2/19/2021	3/17/2021	22.7	0	7%	68%	0.299465	31%	51%	0.0016	0.0000	0.0016
G-106589-A1	Kings	Open Hearth Fireplace	Certified Wood Insert	1.5		69 Non-Catalytic	FALSE	2/12/2021	3/17/2021	22.7	3	7%	69%	0.299465	100%	0%	0.0052	0.0001	0.0052
G-106590-A1	San Joaquin	Open Hearth Fireplace	Certified Wood Insert	1.3		74 Catalytic	TRUE	3/19/2021	4/5/2021	22.7	2.6	7%	74%	0.299465	61%	38%	0.0032	0.0000	0.0031
G-106591-A1	Stanislaus	Open Hearth Fireplace	Gas Insert				TRUE	2/26/2021	3/18/2021	22.7	0	7%	68%	0.299465	54%	44%	0.0028	0.0000	0.0028
G-106592-A1	Madera	Open Hearth Fireplace	Certified Wood Insert	2.3		72 Non-Catalytic	FALSE	2/23/2021	4/14/2021	22.7	4.6	7%	72%	0.299465	100%	0%	0.0052	0.0001	0.0051
G-106594-A1	Fresno	Open Hearth Fireplace	Gas Insert				TRUE	3/19/2021	4/5/2021	22.7	0	7%	68%	0.299465	24%	59%	0.0013	0.0000	0.0013
G-106595-A1	Fresno	Non-Certified Wood Insert	Gas Insert				TRUE	3/3/2021	3/17/2021	29.5	0	54%	68%	2.1	24%	59%	0.0115	0.0000	0.0115
G-106596-A1	Fresno	Open Hearth Fireplace	Gas Insert				TRUE	10/15/2021	11/5/2021	22.7	0	7%	68%	0.299465	24%	59%	0.0013	0.0000	0.0013
G-106597-A1	Fresno	Open Hearth Fireplace	Gas Insert				TRUE	2/16/2021	3/9/2021	22.7	0	7%	68%	0.299465	24%	59%	0.0013	0.0000	0.0013
G-106603-A1	Fresno	Wood-Burning Firebox	Gas Insert				TRUE	3/12/2021	4/8/2021	22.7	0	7%	68%	0.299465	24%	59%	0.0013	0.0000	0.0013
G-106605-A1	Merced	Open Hearth Fireplace	Gas Insert				TRUE	3/31/2021	4/19/2021	22.7	0	7%	68%	0.299465	68%	32%	0.0035	0.0000	0.0035
G-106612-A1	Stanislaus	Open Hearth Fireplace	Gas Insert				TRUE	3/10/2021	11/23/2021	22.7	0	7%	68%	0.299465	54%	44%	0.0028	0.0000	0.0028
G-106613-A1	Fresno	Open Hearth Fireplace	Gas Insert				TRUE	2/16/2021	4/8/2021	22.7	0	7%	68%	0.299465	24%	59%	0.0013	0.0000	0.0013
G-106614-A1	Fresno	Open Hearth Fireplace	Gas Insert				TRUE	2/12/2021	3/4/2021	22.7	0	7%	68%	0.299465	24%	59%	0.0013	0.0000	0.0013
G-106615-A1	San Joaquin	Open Hearth Fireplace	Gas Insert				TRUE	7/16/2021	8/12/2021	22.7	0	7%	68%	0.299465	61%	38%	0.0032	0.0000	0.0032
G-106616-A1	Stanislaus	Non-Certified Wood Insert	Gas Insert				TRUE	3/9/2021	4/5/2021	29.5	0	54%	68%	2.1	54%	44%	0.0258	0.0000	0.0258
G-106617-A1	Tulare	Freestanding Non-Certified Wood Stove	Freestanding Gas Stove				TRUE	3/4/2021	3/17/2021	29.5	0	54%	68%	2.4	53%	43%	0.0291	0.0000	0.0291
G-106619-A1	San Joaquin	Open Hearth Fireplace	Gas Insert				TRUE	3/4/2021	4/13/2021	22.7	0	7%	68%	0.299465	61%	38%	0.0032	0.0000	0.0032
G-106627-A1	Fresno	Open Hearth Fireplace	Gas Insert				TRUE	3/17/2021	4/5/2021	22.7	0	7%	68%	0.299465	24%	59%	0.0013	0.0000	0.0013
G-106632-A1	Kern	Wood-Burning Firebox	Gas Insert				FALSE	3/19/2021	4/13/2021	22.7	0	7%	68%	0.299465	100%	0%	0.0052	0.0000	0.0052
G-106634-A1	Fresno	Open Hearth Fireplace	Gas Insert				TRUE	11/3/2021	12/28/2021	22.7	0	7%	68%	0.299465	24%	59%	0.0013	0.0000	0.0013
G-106635-A1	Fresno	Open Hearth Fireplace	Gas Insert				TRUE	4/8/2021	5/3/2021	22.7	0	7%	68%	0.299465	24%	59%	0.0013	0.0000	0.0013
G-106638-A1	Madera	Wood-Burning Firebox	Gas Insert				TRUE	3/17/2021	4/5/2021	22.7	0	7%	68%	0.299465	33%	57%	0.0017	0.0000	0.0017
G-106639-A1	Fresno	Open Hearth Fireplace	Gas Insert				TRUE	3/1/2021	3/17/2021	22.7	0	7%	68%	0.299465	24%	59%	0.0013	0.0000	0.0013
G-106640-A1	Fresno	Wood-Burning Firebox	Gas Insert				TRUE	2/10/2021	3/3/2021	22.7	0	7%	68%	0.299465	24%	59%	0.0013	0.0000	0.0013
G-106643-A1	Fresno	Open Hearth Fireplace	Gas Insert				TRUE	3/20/2021	4/21/2021	22.7	0	7%	68%	0.299465	24%	59%	0.0013	0.0000	0.0013
G-106644-A1	Fresno	Open Hearth Fireplace	Gas Insert				TRUE	2/17/2021	8/6/2021	22.7	0	7%	68%	0.299465	24%	59%	0.0013	0.0000	0.0013
G-106645-A1	Fresno	Open Hearth Fireplace	Gas Insert				TRUE	7/9/2021	8/6/2021	22.7	0	7%	68%	0.299465	24%	59%	0.0013	0.0000	0.0013
G-106646-A1	Fresno	Wood-Burning Firebox	Gas Insert				TRUE	3/25/2021	4/28/2021	22.7	0	7%	68%	0.299465	24%	59%	0.0013	0.0000	0.0013
G-106647-A1	Fresno	Open Hearth Fireplace	Gas Insert				TRUE	7/20/2021	8/12/2021	22.7	0	7%	68%	0.299465	24%	59%	0.0013	0.0000	0.0013
G-106648-A1	Merced	Non-Certified Pellet Insert	Gas Insert				TRUE	3/25/2021	6/16/2021	2.9	0	68%	68%	2.1	68%	32%	0.0032	0.0000	0.0032
G-106651-A1	Merced	Open Hearth Fireplace	Certified Wood Insert	1.7		73 Non-Catalytic	FALSE	8/27/2021	11/5/2021	22.7	3.4	7%	73%	0.299465	100%	0%	0.0052	0.0001	0.0052
G-106659-A1	Fresno	Non-Certified Wood Insert	Gas Insert				TRUE	4/20/2021	6/9/2021	29.5	0	54%	68%	2.1	24%	59%	0.0115	0.0000	0.0115
G-106664-A1	Stanislaus	Open Hearth Fireplace	Gas Insert				TRUE	3/18/2021	4/21/2021	22.7	0	7%	68%	0.299465	54%	44%	0.0028	0.0000	0.0028
G-106665-A1	Madera	Non-Certified Wood Insert	Gas Insert				TRUE	5/6/2021	6/8/2021	29.5	0	54%	68%	2.1	33%	57%	0.0159	0.0000	0.0159
G-106670-A1	Fresno	Open Hearth Fireplace	Gas Insert				TRUE	3/22/2021	4/8/2021	22.7	0	7%	68%	0.299465	24%	59%	0.0013	0.0000	0.0013
G-106671-A1	San Joaquin	Open Hearth Fireplace	Gas Fireplace				TRUE	7/16/2021	9/9/2021	22.7	0	7%	68%	0.299465	61%	38%	0.0032	0.0000	0.0032
G-106677-A1	Fresno	Open Hearth Fireplace	Gas Insert				TRUE	3/6/2021	4/2/2021	22.7	0	7%	68%	0.299465	24%	59%	0.0013	0.0000	0.0013
G-106683-A1	Tulare	Open Hearth Fireplace	Gas Insert				TRUE	2/17/2021	3/4/2021	22.7	0	7%	68%	0.299465	53%	43%	0.0028	0.0000	0.0028
G-106689-A1	Fresno	Open Hearth Fireplace	Gas Insert				TRUE	4/9/2021	4/28/2021	22.7	0	7%	68%	0.299465	24%	59%	0.0013	0.0000	0.0013
G-106691-A1	Fresno	Wood-Burning Firebox	Gas Insert				TRUE	3/13/2021	4/19/2021	22.7	0	7%	68%	0.299465	24%	59%	0.0013	0.0000	0.0013
G-106692-A1	Fresno	Open Hearth Fireplace	Gas Insert				TRUE	3/17/2021	4/13/2021	22.7	0	7%	68%	0.299465	24%	59%	0.0013	0.0000	0.0013
G-106693-A1	Fresno	Open Hearth Fireplace	Gas Insert				TRUE	4/12/2021	5/4/2021	22.7	0	7%	68%	0.299465	24%	59%	0.0013	0.0000	0.0013
G-106694-A1	San Joaquin	Non-Certified Wood Insert	Gas Insert				TRUE	3/5/2021	3/19/2021	29.5	0	54%	68%	2.1	61%	38%	0.0290	0.0000	0.0290
G-106695-A1	Merced	Freestanding Non-Certified Wood Stove	Freestanding Certified Wood Stove	2		72 Non-Catalytic	TRUE	4/2/2021	4/28/2021	29.5	4	54%	72%	2.67	68%	32%	0.0409	0.0044	0.0365
G-106696-A1	Madera	Open Hearth Fireplace	Certified Wood Insert	1.6		73 Non-Catalytic	FALSE	2/11/2021	3/3/2021	22.7	3.2	7%	73%	0.299465	100%	0%	0.0052	0.0001	0.0052
G-106710-A1	Tulare	Wood-Burning Firebox	Gas Insert				TRUE	5/7/2021	6/17/2021	22.7	0	7%	68%	0.299465	53%	43%	0.0028	0.0000	0.0028
G-106713-A1	Fresno	Wood-Burning Firebox	Gas Insert				TRUE	3/27/2021	4/14/2021	22.7	0	7%	68%	0.299465	24%	59%	0.0013	0.0000	0.0013
G-106716-A1	Kern	Open Hearth Fireplace	Gas Insert				TRUE	4/14/2021	5/12/2021	22.7	0	7%	68%	0.299465	31%	51%	0.0016	0.0000	0.0016
G-106718-A1	Fresno	Open Hearth Fireplace	Gas Insert				TRUE	2/20/2021	3/17/2021	22.7	0	7%	68%	0.299465	24%	59%	0.0013	0.0000	0.0013
G-106720-A1	Fresno	Open Hearth Fireplace	Gas Insert				TRUE	4/2/2021	7/26/2021	22.7	0	7%	68%	0.299465	24%	59%	0.0013	0.0000	0.0013
G-106724-A1	Tulare	Non-Certified Wood Insert	Gas Insert				TRUE	3/22/2021	4/13/2021	29.5	0	54%	68%	2.1	53%	43%	0.0254	0.0000	0.0254
G-106725-A1	Kern	Open Hearth Fireplace	Gas Insert				TRUE	2/15/2021	3/9/2021	22.7	0	7%	68%	0.299465	31%	51%	0.0016	0.0000	0.0016
G-106726-A1	Fresno	Open Hearth Fireplace	Gas Insert				TRUE	3/11/2021	4/1/2021	22.7	0	7%	68%	0.299465	24%	59%	0.0013	0.0000	0.0013
G-106736-A1	Fresno	Open Hearth Fireplace	Gas Insert				TRUE	3/20/2021	4/14/2021	22.7	0	7%	68%	0.299					

SAN JOAQUIN VALLEY UNIFIED AIR POLLUTION CONTROL DISTRICT

2021 Annual Demonstration Report

August 31, 2022

Contract#	County	OldDeviceType	NewDeviceType	EmissionRating	OverallEfficiency	DeviceSubtype	PipedNatGa	InstallDate	ClaimDate	Emission Factor		Efficiency		FuelUse	Non-Curtailment %		Emissions (tpy PM2.5)		
										EF_Old	EF_New	Eff_Old	Eff_New		B_all	B_reg	Before	After	Reduction
G-106827-A1	Fresno	Open Hearth Fireplace	Gas Insert				TRUE	2/12/2021	3/3/2021	22.7	0	7%	68%	0.299465	24%	59%	0.0013	0.0000	0.0013
G-106831-A1	Kern	Wood-Burning Firebox	Gas Insert				TRUE	3/5/2021	5/26/2021	22.7	0	7%	68%	0.299465	31%	51%	0.0016	0.0000	0.0016
G-106835-A1	Fresno	Open Hearth Fireplace	Gas Insert				TRUE	10/14/2021	11/23/2021	22.7	0	7%	68%	0.299465	24%	59%	0.0013	0.0000	0.0013
G-106837-A1	Stanislaus	Open Hearth Fireplace	Gas Insert				TRUE	2/26/2021	3/17/2021	22.7	0	7%	68%	0.299465	54%	44%	0.0028	0.0000	0.0028
G-106839-A1	Fresno	Open Hearth Fireplace	Gas Insert				TRUE	3/10/2021	3/23/2021	22.7	0	7%	68%	0.299465	24%	59%	0.0013	0.0000	0.0013
G-106840-A1	Fresno	Open Hearth Fireplace	Gas Insert				TRUE	6/15/2021	8/25/2021	22.7	0	7%	68%	0.299465	24%	59%	0.0013	0.0000	0.0013
G-106846-A1	Tulare	Open Hearth Fireplace	Gas Insert				TRUE	3/21/2021	4/5/2021	22.7	0	7%	68%	0.299465	53%	43%	0.0028	0.0000	0.0028
G-106848-A1	Stanislaus	Open Hearth Fireplace	Gas Insert				TRUE	3/4/2021	3/17/2021	22.7	0	7%	68%	0.299465	54%	44%	0.0028	0.0000	0.0028
G-106849-A1	Stanislaus	Non-Certified Wood Insert	Certified Wood Insert	1.9		72 Non-Catalytic	TRUE	2/4/2021	2/17/2021	29.5	3.8	54%	72%	2.1	54%	44%	0.0258	0.0028	0.0231
G-106855-A1	Madera	Freestanding Non-Certified Wood Stove	Freestanding Certified Wood Stove	1.4		74 Non-Catalytic	FALSE	5/21/2021	6/27/2021	29.5	2.8	54%	74%	2.61	100%	0%	0.0593	0.0041	0.0552
G-106858-A1	Madera	Open Hearth Fireplace	Certified Pellet Insert	0.49		63 Non-Catalytic	FALSE	2/6/2021	2/17/2021	22.7	0.98	7%	63%	0.299465	100%	0%	0.0052	0.0000	0.0052
G-106860-A1	Tulare	Open Hearth Fireplace	Certified Wood Insert	1.7		70 Non-Catalytic	FALSE	4/9/2021	4/28/2021	22.7	3.4	7%	70%	0.299465	100%	0%	0.0052	0.0001	0.0052
G-106894-A1	Fresno	Open Hearth Fireplace	Gas Insert				TRUE	10/1/2021	11/5/2021	22.7	0	7%	68%	0.299465	24%	59%	0.0013	0.0000	0.0013
G-106896-A1	Fresno	Wood-Burning Firebox	Gas Insert				TRUE	4/17/2021	5/12/2021	22.7	0	7%	68%	0.299465	24%	59%	0.0013	0.0000	0.0013
G-106897-A1	Kern	Wood-Burning Firebox	Gas Insert				TRUE	11/18/2021	12/28/2021	22.7	0	7%	68%	0.299465	31%	51%	0.0016	0.0000	0.0016
G-106898-A1	Fresno	Open Hearth Fireplace	Gas Insert				TRUE	3/16/2021	3/23/2021	22.7	0	7%	68%	0.299465	24%	59%	0.0013	0.0000	0.0013
G-106899-A1	Tulare	Open Hearth Fireplace	Gas Insert				FALSE	2/12/2021	3/3/2021	22.7	0	7%	68%	0.299465	100%	0%	0.0052	0.0000	0.0052
G-106900-A1	Tulare	Non-Certified Wood Insert	Gas Insert				TRUE	2/17/2021	3/4/2021	29.5	0	54%	68%	2.1	53%	43%	0.0254	0.0000	0.0254
G-106901-A1	Tulare	Wood-Burning Firebox	Gas Insert				TRUE	2/19/2021	3/17/2021	22.7	0	7%	68%	0.299465	53%	43%	0.0028	0.0000	0.0028
G-106908-A1	Kern	Wood-Burning Firebox	Gas Insert				TRUE	9/2/2021	10/1/2021	22.7	0	7%	68%	0.299465	31%	51%	0.0016	0.0000	0.0016
G-106912-A1	Madera	Wood-Burning Firebox	Gas Insert				TRUE	4/9/2021	5/3/2021	22.7	0	7%	68%	0.299465	33%	57%	0.0017	0.0000	0.0017
G-106913-A1	Fresno	Open Hearth Fireplace	Gas Insert				TRUE	4/6/2021	5/12/2021	22.7	0	7%	68%	0.299465	24%	59%	0.0013	0.0000	0.0013
G-106915-A1	Fresno	Open Hearth Fireplace	Gas Insert				TRUE	2/16/2021	3/9/2021	22.7	0	7%	68%	0.299465	24%	59%	0.0013	0.0000	0.0013
G-106919-A1	Fresno	Wood-Burning Firebox	Gas Insert				TRUE	5/13/2021	6/27/2021	22.7	0	7%	68%	0.299465	24%	59%	0.0013	0.0000	0.0013
G-106920-A1	Tulare	Certified Wood Insert	Gas Insert				TRUE	9/23/2021	10/27/2021	14.5785	0	68%	68%	2.1	53%	43%	0.0126	0.0000	0.0126
G-106921-A1	Stanislaus	Non-Certified Wood Insert	Certified Pellet Insert	0.78		64 Non-Catalytic	TRUE	2/18/2021	5/4/2021	29.5	1.56	54%	64%	2.1	54%	44%	0.0258	0.0013	0.0246
G-106923-A1	Fresno	Wood-Burning Firebox	Gas Insert				TRUE	2/17/2021	3/4/2021	22.7	0	7%	68%	0.299465	24%	59%	0.0013	0.0000	0.0013
G-106926-A1	Kern	Open Hearth Fireplace	Gas Insert				TRUE	2/25/2021	3/18/2021	22.7	0	7%	68%	0.299465	31%	51%	0.0016	0.0000	0.0016
G-106933-A1	Fresno	Open Hearth Fireplace	Gas Insert				TRUE	2/16/2021	3/4/2021	22.7	0	7%	68%	0.299465	24%	59%	0.0013	0.0000	0.0013
G-106935-A1	Fresno	Wood-Burning Firebox	Gas Fireplace				TRUE	3/1/2021	5/12/2021	22.7	0	7%	68%	0.299465	24%	59%	0.0013	0.0000	0.0013
G-106936-A1	Fresno	Open Hearth Fireplace	Gas Insert				TRUE	7/14/2021	8/6/2021	22.7	0	7%	68%	0.299465	24%	59%	0.0013	0.0000	0.0013
G-106937-A1	San Joaquin	Non-Certified Wood Insert	Gas Insert				TRUE	3/3/2021	3/17/2021	29.5	0	54%	68%	2.1	61%	38%	0.0290	0.0000	0.0290
G-106941-A1	Fresno	Wood-Burning Firebox	Gas Insert				TRUE	4/7/2021	4/21/2021	22.7	0	7%	68%	0.299465	24%	59%	0.0013	0.0000	0.0013
G-106948-A1	Fresno	Open Hearth Fireplace	Gas Insert				TRUE	3/26/2021	5/3/2021	22.7	0	7%	68%	0.299465	24%	59%	0.0013	0.0000	0.0013
G-106954-A1	Fresno	Open Hearth Fireplace	Gas Insert				TRUE	6/2/2021	7/22/2021	22.7	0	7%	68%	0.299465	24%	59%	0.0013	0.0000	0.0013
G-106955-A1	Madera	Freestanding Certified Wood Stove	Gas Fireplace				FALSE	6/30/2021	8/6/2021	14.5785	0	68%	68%	2.61	100%	0%	0.0293	0.0000	0.0293
G-106960-A1	Fresno	Wood-Burning Firebox	Gas Insert				TRUE	6/9/2021	7/22/2021	22.7	0	7%	68%	0.299465	24%	59%	0.0013	0.0000	0.0013
G-106967-A1	Fresno	Wood-Burning Firebox	Gas Insert				TRUE	3/13/2021	3/22/2021	22.7	0	7%	68%	0.299465	24%	59%	0.0013	0.0000	0.0013
G-106976-A1	Stanislaus	Wood-Burning Firebox	Certified Wood Insert	2.1		70 Non-Catalytic	TRUE	3/5/2021	6/17/2021	22.7	4.2	7%	70%	0.299465	54%	44%	0.0028	0.0001	0.0028
G-106978-A1	Kern	Open Hearth Fireplace	Gas Insert				TRUE	3/5/2021	3/23/2021	22.7	0	7%	68%	0.299465	31%	51%	0.0016	0.0000	0.0016
G-106981-A1	Kern	Wood-Burning Firebox	Gas Insert				TRUE	3/9/2021	3/19/2021	22.7	0	7%	68%	0.299465	31%	51%	0.0016	0.0000	0.0016
G-106983-A1	Kern	Open Hearth Fireplace	Gas Insert				TRUE	2/24/2021	3/17/2021	22.7	0	7%	68%	0.299465	31%	51%	0.0016	0.0000	0.0016
G-106986-A1	Kern	Open Hearth Fireplace	Gas Insert				TRUE	3/3/2021	3/17/2021	22.7	0	7%	68%	0.299465	31%	51%	0.0016	0.0000	0.0016
G-106990-A1	Fresno	Wood-Burning Firebox	Gas Insert				TRUE	2/23/2021	6/8/2021	22.7	0	7%	68%	0.299465	24%	59%	0.0013	0.0000	0.0013
G-106991-A1	Fresno	Open Hearth Fireplace	Gas Insert				TRUE	3/26/2021	4/13/2021	22.7	0	7%	68%	0.299465	24%	59%	0.0013	0.0000	0.0013
G-106994-A1	Madera	Open Hearth Fireplace	Gas Insert				TRUE	3/23/2021	4/13/2021	22.7	0	7%	68%	0.299465	33%	57%	0.0017	0.0000	0.0017
G-106996-A1	Fresno	Open Hearth Fireplace	Gas Insert				FALSE	4/6/2021	4/28/2021	22.7	0	7%	68%	0.299465	100%	0%	0.0052	0.0000	0.0052
G-107000-A1	Fresno	Non-Certified Wood Insert	Gas Insert				TRUE	6/17/2021	7/22/2021	29.5	0	54%	68%	2.1	24%	59%	0.0115	0.0000	0.0115
G-107001-A1	Kern	Open Hearth Fireplace	Gas Fireplace				TRUE	2/15/2021	3/17/2021	22.7	0	7%	68%	0.299465	31%	51%	0.0016	0.0000	0.0016
G-107003-A1	Fresno	Open Hearth Fireplace	Gas Insert				TRUE	2/19/2021	4/21/2021	22.7	0	7%	68%	0.299465	24%	59%	0.0013	0.0000	0.0013
G-107004-A1	Fresno	Wood-Burning Firebox	Gas Fireplace				TRUE	2/18/2021	3/17/2021	22.7	0	7%	68%	0.299465	24%	59%	0.0013	0.0000	0.0013
G-107006-A1	Tulare	Non-Certified Wood Insert	Gas Insert				TRUE	2/24/2021	3/17/2021	29.5	0	54%	68%	2.1	53%	43%	0.0254	0.0000	0.0254
G-107008-A1	Fresno	Open Hearth Fireplace	Gas Insert				TRUE	3/6/2021	3/22/2021	22.7	0	7%	68%	0.299465	24%	59%	0.0013	0.0000	0.0013
G-107015-A1	Fresno	Open Hearth Fireplace	Gas Insert				TRUE	11/11/2021	12/28/2021	22.7	0	7%	68%	0.299465	24%	59%	0.0013	0.0000	0.0013
G-107018-A1	Fresno	Open Hearth Fireplace	Gas Insert				TRUE	3/26/2021	4/13/2021	22.7	0	7%	68%	0.299465	24%	59%	0.0013	0.0000	0.0013
G-107021-A1	Fresno	Open Hearth Fireplace	Gas Insert				TRUE	4/7/2021	5/12/2021	22.7	0	7%	68%	0.299465	24%	59%	0.0013	0.0000	0.0013
G-107035-A1	Madera	Open Hearth Fireplace	Certified Wood Insert	1.9		78 Hybrid	FALSE	3/31/2021	4/21/2021	22.7	3.8	7%	78%	0.299465	100%	0%	0.0052	0.0001	0.0052
G-107037-A1	Kern	Open Hearth Fireplace	Gas Insert				TRUE	2/10/2021	3/3/2021	22.7	0	7%	68%	0.299465	31%	51%	0.0016	0.0000	0.0016
G-107039-A1	Fresno	Open Hearth Fireplace	Gas Insert				TRUE	3/10/2021	4/19/2021	22.7	0	7%	68%	0.299465	24%	59%	0.0013	0.0000	0.0013
G-107044-A1	Fresno	Freestanding Non-Certified Pellet Stove	Freestanding Gas Stove				TRUE	4/30/2021	5/26/2021	2.9	0	68%	68%	2.09	24%	59%	0.0011	0.0000	0.0011
G-107045-A1	Kern	Wood-Burning Firebox	Gas Insert				TRUE	4/22/2021	5/17/2021	22.7	0	7%	68%	0.299465	31%	51%	0.0016	0.0000	0.0016
G-107046-A1	Kern	Wood-Burning Firebox	Gas Insert				TRUE	2/16/2021	3/23/2021	22.7	0	7%	68%	0.299465	31%	51%	0.0016	0.0000	0.0016
G-107049-A1	Fresno	Open Hearth Fireplace	Gas Insert				TRUE	3/6/2021	3/22/2021	22.7	0	7%	68%	0.299465	24%	59%	0.0013	0.0000	0.0013
G-107050-A1	Fresno	Open Hearth Fireplace	Gas Insert				TRUE	11/4/2021	11/23/2021	22.7	0	7%	68%	0.299465	24%	59%	0.0013	0.0000	0.0013
G-107054-A1	Stanislaus	Open Hearth Fireplace	Gas Insert				TRUE	5/10/2021	6/27/2021	22.7	0	7%	68%	0.299465	54%	44%	0.0028	0.0000	0.0028
G-107056-A1	San Joaquin	Wood-Burning Firebox	Gas Insert				TRUE	8/10/2021	11/15/2021	22.7	0	7%	68%	0.299465	61%	38%	0.0032	0.0000	0.0032
G-107065-A1	Stanislaus	Open Hearth Fireplace	Certified Wood Insert	2.4		72 Non-Catalytic	TRUE	2/13/2021	3/1/2021	22.7	4.8	7%	72%	0.299465	54%	44%	0.0028	0.0001	0.0028
G-107066-A1	San Joaquin	Open Hearth Fireplace	Gas Insert				TRUE	2/9/2021	3/										

SAN JOAQUIN VALLEY UNIFIED AIR POLLUTION CONTROL DISTRICT

2021 Annual Demonstration Report

August 31, 2022

Contract#	County	OldDeviceType	NewDeviceType	EmissionRating	OverallEfficiency	DeviceSubtype	PipedNatG	InstallDate	ClaimDate	Emission Factor		Efficiency		FuelUse	Non-Curtailment %		Emissions (tpy PM2.5)		
										EF_Old	EF_New	Eff_Old	Eff_New		B_all	B_reg	Before	After	Reduction
G-107166-A1	Stanislaus	Non-Certified Wood Insert	Gas Insert				TRUE	4/2/2021	6/9/2021	29.5	0	54%	68%	2.1	54%	44%	0.0258	0.0000	0.0258
G-107167-A1	Fresno	Open Hearth Fireplace	Gas Insert				TRUE	3/6/2021	3/23/2021	22.7	0	7%	68%	0.299465	24%	59%	0.0013	0.0000	0.0013
G-107168-A1	Fresno	Open Hearth Fireplace	Gas Insert				TRUE	2/11/2021	3/9/2021	22.7	0	7%	68%	0.299465	24%	59%	0.0013	0.0000	0.0013
G-107175-A1	Fresno	Open Hearth Fireplace	Gas Insert				TRUE	4/14/2021	5/3/2021	22.7	0	7%	68%	0.299465	24%	59%	0.0013	0.0000	0.0013
G-107179-A1	Kern	Wood-Burning Firebox	Gas Insert				TRUE	3/23/2021	4/13/2021	22.7	0	7%	68%	0.299465	31%	51%	0.0016	0.0000	0.0016
G-107180-A1	Tulare	Wood-Burning Firebox	Gas Insert				FALSE	6/1/2021	7/21/2021	22.7	0	7%	68%	0.299465	100%	0%	0.0052	0.0000	0.0052
G-107181-A1	Kern	Open Hearth Fireplace	Gas Insert				TRUE	2/11/2021	3/4/2021	22.7	0	7%	68%	0.299465	31%	51%	0.0016	0.0000	0.0016
G-107182-A1	Kern	Wood-Burning Firebox	Gas Insert				TRUE	3/24/2021	4/13/2021	22.7	0	7%	68%	0.299465	31%	51%	0.0016	0.0000	0.0016
G-107187-A1	Kern	Open Hearth Fireplace	Gas Insert				TRUE	3/22/2021	8/17/2021	22.7	0	7%	68%	0.299465	31%	51%	0.0016	0.0000	0.0016
G-107188-A1	Fresno	Wood-Burning Firebox	Gas Insert				TRUE	5/12/2021	6/17/2021	22.7	0	7%	68%	0.299465	24%	59%	0.0013	0.0000	0.0013
G-107194-A1	Fresno	Wood-Burning Firebox	Gas Insert				TRUE	3/26/2021	4/28/2021	22.7	0	7%	68%	0.299465	24%	59%	0.0013	0.0000	0.0013
G-107195-A1	San Joaquin	Open Hearth Fireplace	Gas Insert				TRUE	5/7/2021	6/17/2021	22.7	0	7%	68%	0.299465	61%	38%	0.0032	0.0000	0.0032
G-107232-A1	Madera	Non-Certified Wood Insert	Certified Wood Insert	2.3		72 Non-Catalytic	FALSE	2/20/2021	3/9/2021	29.5	4.6	54%	72%	2.1	100%	0%	0.0477	0.0056	0.0421
G-107240-A1	Fresno	Open Hearth Fireplace	Gas Insert				TRUE	5/19/2021	6/17/2021	22.7	0	7%	68%	0.299465	24%	59%	0.0013	0.0000	0.0013
G-107244-A1	Tulare	Certified Wood Insert	Gas Insert				TRUE	3/3/2021	3/16/2021	14.5785	0	68%	68%	2.1	53%	43%	0.0126	0.0000	0.0126
G-107247-A1	Kern	Open Hearth Fireplace	Gas Insert				TRUE	5/12/2021	6/17/2021	22.7	0	7%	68%	0.299465	31%	51%	0.0016	0.0000	0.0016
G-107260-A1	Fresno	Wood-Burning Firebox	Gas Insert				TRUE	3/24/2021	4/13/2021	22.7	0	7%	68%	0.299465	24%	59%	0.0013	0.0000	0.0013
G-107261-A1	Merced	Open Hearth Fireplace	Gas Insert				TRUE	4/5/2021	5/12/2021	22.7	0	7%	68%	0.299465	68%	32%	0.0035	0.0000	0.0035
G-107262-A1	Tulare	Open Hearth Fireplace	Gas Insert				TRUE	8/3/2021	9/9/2021	22.7	0	7%	68%	0.299465	53%	43%	0.0028	0.0000	0.0028
G-107268-A1	Fresno	Open Hearth Fireplace	Certified Pellet Insert	1.1		76 Non-Catalytic	FALSE	4/7/2021	6/17/2021	22.7	2.2	7%	76%	0.299465	100%	0%	0.0052	0.0000	0.0052
G-107270-A1	Fresno	Open Hearth Fireplace	Gas Insert				TRUE	4/14/2021	5/19/2021	22.7	0	7%	68%	0.299465	24%	59%	0.0013	0.0000	0.0013
G-107271-A1	Fresno	Wood-Burning Firebox	Gas Insert				TRUE	4/22/2021	5/17/2021	22.7	0	7%	68%	0.299465	24%	59%	0.0013	0.0000	0.0013
G-107272-A1	Kern	Wood-Burning Firebox	Gas Insert				TRUE	4/11/2021	5/12/2021	22.7	0	7%	68%	0.299465	31%	51%	0.0016	0.0000	0.0016
G-107273-A1	Fresno	Non-Certified Wood Insert	Gas Insert				TRUE	3/2/2021	3/15/2021	29.5	0	54%	68%	2.1	24%	59%	0.0115	0.0000	0.0115
G-107290-A1	Tulare	Open Hearth Fireplace	Certified Wood Insert	1.5		69 Non-Catalytic	FALSE	2/23/2021	4/14/2021	22.7	3	7%	69%	0.299465	100%	0%	0.0052	0.0001	0.0052
G-107291-A1	Tulare	Open Hearth Fireplace	Gas Insert				TRUE	3/11/2021	3/23/2021	22.7	0	7%	68%	0.299465	53%	43%	0.0028	0.0000	0.0028
G-107293-A1	San Joaquin	Open Hearth Fireplace	Certified Pellet Insert	1.5		70 Non-Catalytic	TRUE	4/27/2021	6/9/2021	22.7	3	7%	70%	0.299465	61%	38%	0.0032	0.0000	0.0031
G-107294-A1	Fresno	Wood-Burning Firebox	Gas Fireplace				TRUE	5/12/2021	6/27/2021	22.7	0	7%	68%	0.299465	24%	59%	0.0013	0.0000	0.0013
G-107295-A1	Tulare	Wood-Burning Firebox	Gas Insert				TRUE	3/19/2021	5/19/2021	22.7	0	7%	68%	0.299465	53%	43%	0.0028	0.0000	0.0028
G-107296-A1	Fresno	Wood-Burning Firebox	Gas Insert				TRUE	4/14/2021	5/4/2021	22.7	0	7%	68%	0.299465	24%	59%	0.0013	0.0000	0.0013
G-107298-A1	Fresno	Open Hearth Fireplace	Gas Insert				TRUE	2/17/2021	3/17/2021	22.7	0	7%	68%	0.299465	24%	59%	0.0013	0.0000	0.0013
G-107300-A1	Fresno	Open Hearth Fireplace	Gas Insert				TRUE	2/19/2021	3/17/2021	22.7	0	7%	68%	0.299465	24%	59%	0.0013	0.0000	0.0013
G-107307-A1	Fresno	Open Hearth Fireplace	Gas Insert				TRUE	3/25/2021	4/13/2021	22.7	0	7%	68%	0.299465	24%	59%	0.0013	0.0000	0.0013
G-107310-A1	Fresno	Wood-Burning Firebox	Gas Insert				TRUE	3/1/2021	3/17/2021	22.7	0	7%	68%	0.299465	24%	59%	0.0013	0.0000	0.0013
G-107311-A1	Fresno	Wood-Burning Firebox	Gas Insert				TRUE	4/5/2021	5/3/2021	22.7	0	7%	68%	0.299465	24%	59%	0.0013	0.0000	0.0013
G-107313-A1	Fresno	Wood-Burning Firebox	Gas Insert				TRUE	4/5/2021	5/3/2021	22.7	0	7%	68%	0.299465	24%	59%	0.0013	0.0000	0.0013
G-107315-A1	Fresno	Open Hearth Fireplace	Gas Insert				TRUE	4/5/2021	5/12/2021	22.7	0	7%	68%	0.299465	24%	59%	0.0013	0.0000	0.0013
G-107316-A1	Kern	Wood-Burning Firebox	Gas Fireplace				TRUE	6/11/2021	8/6/2021	22.7	0	7%	68%	0.299465	31%	51%	0.0016	0.0000	0.0016
G-107318-A1	Kern	Wood-Burning Firebox	Gas Insert				TRUE	3/11/2021	3/29/2021	22.7	0	7%	68%	0.299465	31%	51%	0.0016	0.0000	0.0016
G-107319-A1	Fresno	Wood-Burning Firebox	Gas Insert				TRUE	3/21/2021	3/29/2021	22.7	0	7%	68%	0.299465	24%	59%	0.0013	0.0000	0.0013
G-107324-A1	Fresno	Open Hearth Fireplace	Gas Insert				TRUE	3/28/2021	4/13/2021	22.7	0	7%	68%	0.299465	24%	59%	0.0013	0.0000	0.0013
G-107333-A1	Kern	Wood-Burning Firebox	Gas Insert				TRUE	7/26/2021	9/1/2021	22.7	0	7%	68%	0.299465	31%	51%	0.0016	0.0000	0.0016
G-107334-A1	Fresno	Wood-Burning Firebox	Gas Insert				TRUE	4/6/2021	4/21/2021	22.7	0	7%	68%	0.299465	24%	59%	0.0013	0.0000	0.0013
G-107336-A1	Stanislaus	Wood-Burning Firebox	Gas Fireplace				TRUE	2/16/2021	7/22/2021	22.7	0	7%	68%	0.299465	54%	44%	0.0028	0.0000	0.0028
G-107337-A1	Kern	Wood-Burning Firebox	Gas Insert				TRUE	4/3/2021	6/16/2021	22.7	0	7%	68%	0.299465	31%	51%	0.0016	0.0000	0.0016
G-107346-A1	Fresno	Open Hearth Fireplace	Gas Insert				TRUE	4/28/2021	6/8/2021	22.7	0	7%	68%	0.299465	24%	59%	0.0013	0.0000	0.0013
G-107347-A1	Fresno	Open Hearth Fireplace	Gas Insert				TRUE	4/29/2021	6/8/2021	22.7	0	7%	68%	0.299465	24%	59%	0.0013	0.0000	0.0013
G-107348-A1	Fresno	Open Hearth Fireplace	Gas Insert				TRUE	2/1/2021	3/23/2021	22.7	0	7%	68%	0.299465	24%	59%	0.0013	0.0000	0.0013
G-107349-A1	Fresno	Open Hearth Fireplace	Gas Insert				TRUE	3/13/2021	4/2/2021	22.7	0	7%	68%	0.299465	24%	59%	0.0013	0.0000	0.0013
G-107351-A1	Fresno	Wood-Burning Firebox	Gas Insert				TRUE	2/11/2021	3/3/2021	22.7	0	7%	68%	0.299465	24%	59%	0.0013	0.0000	0.0013
G-107353-A1	Fresno	Wood-Burning Firebox	Gas Insert				TRUE	8/13/2021	9/9/2021	22.7	0	7%	68%	0.299465	24%	59%	0.0013	0.0000	0.0013
G-107364-A1	Kings	Open Hearth Fireplace	Gas Insert				TRUE	8/6/2021	9/1/2021	22.7	0	7%	68%	0.299465	48%	48%	0.0025	0.0000	0.0025
G-107366-A1	Fresno	Non-Certified Pellet Insert	Certified Pellet Insert	1.5		65 Non-Catalytic	FALSE	9/11/2021	10/1/2021	2.9	3	68%	65%	2.1	100%	0%	0.0047	0.0051	-0.0004
G-107369-A1	Fresno	Open Hearth Fireplace	Gas Insert				TRUE	4/23/2021	5/19/2021	22.7	0	7%	68%	0.299465	24%	59%	0.0013	0.0000	0.0013
G-107370-A1	Fresno	Open Hearth Fireplace	Gas Insert				TRUE	12/8/2021	12/28/2021	22.7	0	7%	68%	0.299465	24%	59%	0.0013	0.0000	0.0013
G-107371-A1	Fresno	Open Hearth Fireplace	Gas Insert				TRUE	3/17/2021	4/5/2021	22.7	0	7%	68%	0.299465	24%	59%	0.0013	0.0000	0.0013
G-107375-A1	San Joaquin	Open Hearth Fireplace	Gas Insert				TRUE	3/11/2021	4/15/2021	22.7	0	7%	68%	0.299465	61%	38%	0.0032	0.0000	0.0032
G-107376-A1	Tulare	Open Hearth Fireplace	Certified Pellet Insert	1.1		76 Non-Catalytic	FALSE	3/12/2021	5/12/2021	22.7	2.2	7%	76%	0.299465	100%	0%	0.0052	0.0000	0.0052
G-107377-A1	Merced	Open Hearth Fireplace	Gas Insert				TRUE	2/17/2021	3/9/2021	22.7	0	7%	68%	0.299465	68%	32%	0.0035	0.0000	0.0035
G-107380-A1	Kern	Open Hearth Fireplace	Gas Insert				TRUE	5/27/2021	6/27/2021	22.7	0	7%	68%	0.299465	31%	51%	0.0016	0.0000	0.0016
G-107382-A1	Fresno	Open Hearth Fireplace	Gas Insert				TRUE	6/22/2021	7/26/2021	22.7	0	7%	68%	0.299465	24%	59%	0.0013	0.0000	0.0013
G-107388-A1	Merced	Wood-Burning Firebox	Gas Insert				TRUE	2/27/2021	3/9/2021	22.7	0	7%	68%	0.299465	68%	32%	0.0035	0.0000	0.0035
G-107389-A1	San Joaquin	Wood-Burning Firebox	Gas Insert				TRUE	4/17/2021	5/12/2021	22.7	0	7%	68%	0.299465	61%	38%	0.0032	0.0000	0.0032
G-107390-A1	Fresno	Open Hearth Fireplace	Gas Insert				TRUE	5/7/2021	6/17/2021	22.7	0	7%	68%	0.299465	24%	59%	0.0013	0.0000	0.0013
G-107392-A1	Stanislaus	Open Hearth Fireplace	Gas Insert				TRUE	2/23/2021	3/18/2021	22.7	0	7%	68%	0.299465	54%	44%	0.0028	0.0000	0.0028
G-107393-A1	San Joaquin	Wood-Burning Firebox	Gas Insert				TRUE	3/6/2021	3/19/2021	22.7	0	7%	68%	0.299465	61%	38%	0.0032	0.0000	0.0032
G-107395-A1	Kern	Wood-Burning Firebox	Gas Insert				TRUE	3/25/2021	5/17/2021	22.7	0	7%	68%	0.299465	31%	51%	0.0016	0.0000	0.0016
G-107396-A1	Kern	Wood-Burning Firebox	Gas Insert				TRUE	2/17/2021	4/21/2021	22.7	0	7%	68%	0.					

SAN JOAQUIN VALLEY UNIFIED AIR POLLUTION CONTROL DISTRICT

2021 Annual Demonstration Report

August 31, 2022

Contract#	County	OldDeviceType	NewDeviceType	EmissionRating	OverallEfficiency	DeviceSubtype	PipedNatGa	InstallDate	ClaimDate	Emission Factor		Efficiency		FuelUse	Non-Curtailment %		Emissions (tpy PM2.5)		
										EF_Old	EF_New	Eff_Old	Eff_New		B_all	B_reg	Before	After	Reduction
G-107452-A1	Kern	Non-Certified Wood Insert	Gas Insert				TRUE	2/17/2021	3/29/2021	29.5	0	54%	68%	2.1	31%	51%	0.0147	0.0000	0.0147
G-107453-A1	Kern	Open Hearth Fireplace	Gas Insert				TRUE	6/21/2021	7/26/2021	22.7	0	7%	68%	0.299465	31%	51%	0.0016	0.0000	0.0016
G-107456-A1	San Joaquin	Certified Wood Insert	Gas Insert				TRUE	4/1/2021	4/28/2021	14.5785	0	68%	68%	2.1	61%	38%	0.0143	0.0000	0.0143
G-107459-A1	Tulare	Wood-Burning Firebox	Gas Insert				TRUE	3/19/2021	4/13/2021	22.7	0	7%	68%	0.299465	53%	43%	0.0028	0.0000	0.0028
G-107471-A1	Fresno	Wood-Burning Firebox	Gas Insert				TRUE	4/8/2021	4/28/2021	22.7	0	7%	68%	0.299465	24%	59%	0.0013	0.0000	0.0013
G-107475-A1	Kern	Open Hearth Fireplace	Gas Insert				TRUE	6/1/2021	7/22/2021	22.7	0	7%	68%	0.299465	31%	51%	0.0016	0.0000	0.0016
G-107481-A1	Fresno	Open Hearth Fireplace	Gas Insert				TRUE	3/12/2021	4/13/2021	22.7	0	7%	68%	0.299465	24%	59%	0.0013	0.0000	0.0013
G-107483-A1	Fresno	Open Hearth Fireplace	Gas Insert				TRUE	2/26/2021	4/13/2021	22.7	0	7%	68%	0.299465	24%	59%	0.0013	0.0000	0.0013
G-107494-A1	Madera	Wood-Burning Firebox	Gas Insert				FALSE	4/23/2021	5/12/2021	22.7	0	7%	68%	0.299465	100%	0%	0.0052	0.0000	0.0052
G-107499-A1	Fresno	Open Hearth Fireplace	Gas Insert				TRUE	4/26/2021	5/26/2021	22.7	0	7%	68%	0.299465	24%	59%	0.0013	0.0000	0.0013
G-107503-A1	Fresno	Open Hearth Fireplace	Gas Fireplace				TRUE	4/7/2021	5/3/2021	22.7	0	7%	68%	0.299465	24%	59%	0.0013	0.0000	0.0013
G-107508-A1	Fresno	Wood-Burning Firebox	Gas Insert				TRUE	4/23/2021	5/13/2021	22.7	0	7%	68%	0.299465	24%	59%	0.0013	0.0000	0.0013
G-107509-A1	Fresno	Non-Certified Wood Insert	Gas Insert				TRUE	4/23/2021	5/19/2021	29.5	0	54%	68%	2.1	24%	59%	0.0115	0.0000	0.0115
G-107513-A1	San Joaquin	Wood-Burning Firebox	Gas Insert				TRUE	2/22/2021	3/17/2021	22.7	0	7%	68%	0.299465	61%	38%	0.0032	0.0000	0.0032
G-107520-A1	San Joaquin	Wood-Burning Firebox	Gas Fireplace				TRUE	3/5/2021	5/12/2021	22.7	0	7%	68%	0.299465	61%	38%	0.0032	0.0000	0.0032
G-107522-A1	Fresno	Open Hearth Fireplace	Gas Insert				TRUE	2/25/2021	3/17/2021	22.7	0	7%	68%	0.299465	24%	59%	0.0013	0.0000	0.0013
G-107523-A1	Fresno	Wood-Burning Firebox	Certified Wood Insert	1.8		71 Non-Catalytic	FALSE	2/27/2021	3/17/2021	22.7	3.6	7%	71%	0.299465	100%	0%	0.0052	0.0001	0.0052
G-107553-A1	Fresno	Open Hearth Fireplace	Gas Insert				TRUE	5/28/2021	7/15/2021	22.7	0	7%	68%	0.299465	24%	59%	0.0013	0.0000	0.0013
G-107555-A1	Fresno	Wood-Burning Firebox	Gas Insert				TRUE	3/6/2021	3/22/2021	22.7	0	7%	68%	0.299465	24%	59%	0.0013	0.0000	0.0013
G-107557-A1	Kern	Open Hearth Fireplace	Gas Insert				TRUE	3/5/2021	3/23/2021	22.7	0	7%	68%	0.299465	31%	51%	0.0016	0.0000	0.0016
G-107561-A1	Fresno	Open Hearth Fireplace	Gas Insert				TRUE	5/4/2021	5/26/2021	22.7	0	7%	68%	0.299465	24%	59%	0.0013	0.0000	0.0013
G-107562-A1	Madera	Freestanding Certified Wood Stove	Freestanding Gas Stove				FALSE	4/28/2021	5/19/2021	14.5785	0	68%	68%	2.61	100%	0%	0.0293	0.0000	0.0293
G-107578-A1	Fresno	Wood-Burning Firebox	Gas Fireplace				TRUE	4/14/2021	5/3/2021	22.7	0	7%	68%	0.299465	24%	59%	0.0013	0.0000	0.0013
G-107588-A1	Fresno	Open Hearth Fireplace	Gas Insert				TRUE	3/27/2021	6/27/2021	22.7	0	7%	68%	0.299465	24%	59%	0.0013	0.0000	0.0013
G-107589-A1	Kern	Open Hearth Fireplace	Gas Insert				TRUE	3/2/2021	3/29/2021	22.7	0	7%	68%	0.299465	31%	51%	0.0016	0.0000	0.0016
G-107590-A1	Kern	Open Hearth Fireplace	Gas Insert				TRUE	3/26/2021	4/14/2021	22.7	0	7%	68%	0.299465	31%	51%	0.0016	0.0000	0.0016
G-107591-A1	Fresno	Open Hearth Fireplace	Gas Insert				TRUE	5/3/2021	6/8/2021	22.7	0	7%	68%	0.299465	24%	59%	0.0013	0.0000	0.0013
G-107601-A1	Fresno	Open Hearth Fireplace	Gas Insert				TRUE	2/25/2021	3/17/2021	22.7	0	7%	68%	0.299465	24%	59%	0.0013	0.0000	0.0013
G-107607-A1	Fresno	Wood-Burning Firebox	Gas Insert				TRUE	4/16/2021	5/12/2021	22.7	0	7%	68%	0.299465	24%	59%	0.0013	0.0000	0.0013
G-107608-A1	Fresno	Open Hearth Fireplace	Gas Insert				TRUE	5/14/2021	7/22/2021	22.7	0	7%	68%	0.299465	24%	59%	0.0013	0.0000	0.0013
G-107609-A1	Fresno	Non-Certified Wood Insert	Gas Insert				TRUE	6/3/2021	6/17/2021	29.5	0	54%	68%	2.1	24%	59%	0.0115	0.0000	0.0115
G-107626-A1	Tulare	Certified Wood Insert	Gas Insert				TRUE	2/22/2021	3/17/2021	14.5785	0	68%	68%	2.1	53%	43%	0.0126	0.0000	0.0126
G-107634-A1	Fresno	Non-Certified Wood Insert	Gas Insert				TRUE	11/9/2021	12/28/2021	29.5	0	54%	68%	2.1	24%	59%	0.0115	0.0000	0.0115
G-107639-A1	Fresno	Wood-Burning Firebox	Gas Insert				TRUE	5/3/2021	6/8/2021	22.7	0	7%	68%	0.299465	24%	59%	0.0013	0.0000	0.0013
G-107648-A1	Tulare	Wood-Burning Firebox	Certified Wood Insert	2.3		72 Non-Catalytic	FALSE	4/9/2021	6/8/2021	22.7	4.6	7%	72%	0.299465	100%	0%	0.0052	0.0001	0.0051
G-107650-A1	Fresno	Wood-Burning Firebox	Gas Fireplace				FALSE	2/23/2021	3/17/2021	22.7	0	7%	68%	0.299465	100%	0%	0.0052	0.0000	0.0052
G-107656-A1	Fresno	Open Hearth Fireplace	Gas Insert				TRUE	3/12/2021	4/13/2021	22.7	0	7%	68%	0.299465	24%	59%	0.0013	0.0000	0.0013
G-107657-A1	Kern	Wood-Burning Firebox	Gas Insert				TRUE	4/9/2021	7/22/2021	22.7	0	7%	68%	0.299465	31%	51%	0.0016	0.0000	0.0016
G-107670-A1	Kern	Wood-Burning Firebox	Gas Insert				TRUE	3/23/2021	6/17/2021	22.7	0	7%	68%	0.299465	31%	51%	0.0016	0.0000	0.0016
G-107672-A1	Kern	Open Hearth Fireplace	Gas Insert				TRUE	2/23/2021	3/17/2021	22.7	0	7%	68%	0.299465	31%	51%	0.0016	0.0000	0.0016
G-107677-A1	Fresno	Wood-Burning Firebox	Gas Insert				TRUE	7/6/2021	8/6/2021	22.7	0	7%	68%	0.299465	24%	59%	0.0013	0.0000	0.0013
G-107678-A1	Fresno	Open Hearth Fireplace	Gas Insert				TRUE	9/21/2021	11/3/2021	22.7	0	7%	68%	0.299465	24%	59%	0.0013	0.0000	0.0013
G-107681-A1	Fresno	Open Hearth Fireplace	Gas Insert				TRUE	2/25/2021	3/24/2021	22.7	0	7%	68%	0.299465	24%	59%	0.0013	0.0000	0.0013
G-107685-A1	Fresno	Non-Certified Pellet Insert	Gas Insert				TRUE	3/22/2021	4/13/2021	2.9	0	68%	68%	2.1	24%	59%	0.0011	0.0000	0.0011
G-107689-A1	Fresno	Non-Certified Wood Insert	Gas Insert				TRUE	3/23/2021	4/8/2021	29.5	0	54%	68%	2.1	24%	59%	0.0115	0.0000	0.0115
G-107690-A1	Kern	Open Hearth Fireplace	Gas Insert				TRUE	4/7/2021	5/3/2021	22.7	0	7%	68%	0.299465	31%	51%	0.0016	0.0000	0.0016
G-107694-A1	Fresno	Open Hearth Fireplace	Gas Insert				TRUE	5/7/2021	6/8/2021	22.7	0	7%	68%	0.299465	24%	59%	0.0013	0.0000	0.0013
G-107695-A1	Fresno	Open Hearth Fireplace	Gas Insert				TRUE	5/18/2021	6/17/2021	22.7	0	7%	68%	0.299465	24%	59%	0.0013	0.0000	0.0013
G-107697-A1	Fresno	Open Hearth Fireplace	Gas Insert				TRUE	5/26/2021	8/25/2021	22.7	0	7%	68%	0.299465	24%	59%	0.0013	0.0000	0.0013
G-107698-A1	Madera	Open Hearth Fireplace	Gas Insert				FALSE	5/26/2021	6/17/2021	22.7	0	7%	68%	0.299465	100%	0%	0.0052	0.0000	0.0052
G-107700-A1	Tulare	Wood-Burning Firebox	Gas Insert				TRUE	10/30/2021	11/10/2021	22.7	0	7%	68%	0.299465	53%	43%	0.0028	0.0000	0.0028
G-107702-A1	Fresno	Wood-Burning Firebox	Gas Insert				TRUE	2/24/2021	3/17/2021	22.7	0	7%	68%	0.299465	24%	59%	0.0013	0.0000	0.0013
G-107715-A1	Fresno	Wood-Burning Firebox	Gas Insert				TRUE	4/27/2021	5/26/2021	22.7	0	7%	68%	0.299465	24%	59%	0.0013	0.0000	0.0013
G-107716-A1	Tulare	Certified Wood Insert	Gas Insert				TRUE	4/2/2021	4/19/2021	14.5785	0	68%	68%	2.1	53%	43%	0.0126	0.0000	0.0126
G-107718-A1	Fresno	Wood-Burning Firebox	Gas Fireplace				TRUE	9/14/2021	10/15/2021	22.7	0	7%	68%	0.299465	24%	59%	0.0013	0.0000	0.0013
G-107720-A1	Fresno	Wood-Burning Firebox	Gas Insert				TRUE	4/10/2021	5/26/2021	22.7	0	7%	68%	0.299465	24%	59%	0.0013	0.0000	0.0013
G-107726-A1	Fresno	Wood-Burning Firebox	Gas Insert				TRUE	10/15/2021	11/24/2021	22.7	0	7%	68%	0.299465	24%	59%	0.0013	0.0000	0.0013
G-107727-A1	Fresno	Wood-Burning Firebox	Gas Insert				TRUE	4/21/2021	5/13/2021	22.7	0	7%	68%	0.299465	24%	59%	0.0013	0.0000	0.0013
G-107729-A1	Fresno	Open Hearth Fireplace	Gas Insert				TRUE	12/4/2021	12/28/2021	22.7	0	7%	68%	0.299465	24%	59%	0.0013	0.0000	0.0013
G-107730-A1	Fresno	Freestanding Non-Certified Wood Stove	Gas Fireplace				TRUE	4/20/2021	6/9/2021	29.5	0	54%	68%	2.09	24%	59%	0.0115	0.0000	0.0115
G-107737-A1	Fresno	Wood-Burning Firebox	Gas Insert				TRUE	6/29/2021	7/22/2021	22.7	0	7%	68%	0.299465	24%	59%	0.0013	0.0000	0.0013
G-107738-A1	Fresno	Open Hearth Fireplace	Gas Insert				TRUE	3/3/2021	3/29/2021	22.7	0	7%	68%	0.299465	24%	59%	0.0013	0.0000	0.0013
G-107739-A1	Fresno	Wood-Burning Firebox	Gas Insert				TRUE	2/25/2021	3/17/2021	22.7	0	7%	68%	0.299465	24%	59%	0.0013	0.0000	0.0013
G-107740-A1	Fresno	Certified Wood Insert	Gas Insert				TRUE	3/23/2021	4/13/2021	14.5785	0	68%	68%	2.1	24%	59%	0.0057	0.0000	0.0057
G-107742-A1	Madera	Freestanding Non-Certified Wood Stove	Freestanding Certified Wood Stove	1.9		77 Hybrid	FALSE	2/19/2021	3/17/2021	29.5	3.8	54%	77%	2.61	100%	0%	0.0593	0.0054	0.0539
G-107745-A1	Fresno	Open Hearth Fireplace	Gas Insert				TRUE	3/2/2021	3/19/2021	22.7	0	7%	68%	0.299465	24%	59%	0.0013	0.0000	0.0013
G-107748-A1	Fresno	Wood-Burning Firebox	Gas Insert				TRUE	4/15/2021	5/19/2021	22.7	0	7%	68%	0.299465	24%	59%	0.0013	0.0000	0.0013
G-107756-A1	Fresno	Open Hearth Fireplace	Gas Insert				TRUE	3/26/2021	4/8/2021	22.7	0	7%	68%	0.299465	24%	59%			

SAN JOAQUIN VALLEY UNIFIED AIR POLLUTION CONTROL DISTRICT

2021 Annual Demonstration Report

August 31, 2022

Contract#	County	OldDeviceType	NewDeviceType	EmissionRating	OverallEfficiency	DeviceSubtype	PipedNatGa	InstallDate	ClaimDate	Emission Factor		Efficiency		FuelUse	Non-Curtailment %		Emissions (tpy PM2.5)		
										EF_Old	EF_New	Eff_Old	Eff_New		B_all	B_reg	Before	After	Reduction
G-107896-A1	Fresno	Non-Certified Wood Insert	Gas Insert				TRUE	7/6/2021	8/12/2021	29.5	0	54%	68%	2.1	24%	59%	0.0115	0.0000	0.0115
G-107905-A1	Fresno	Open Hearth Fireplace	Gas Insert				TRUE	3/5/2021	3/17/2021	22.7	0	7%	68%	0.299465	24%	59%	0.0013	0.0000	0.0013
G-107908-A1	Fresno	Certified Wood Insert	Gas Insert				TRUE	3/3/2021	3/17/2021	14.5785	0	68%	68%	2.1	24%	59%	0.0057	0.0000	0.0057
G-107912-A1	Fresno	Open Hearth Fireplace	Gas Insert				TRUE	3/11/2021	3/23/2021	22.7	0	7%	68%	0.299465	24%	59%	0.0013	0.0000	0.0013
G-107928-A1	Fresno	Open Hearth Fireplace	Gas Insert				TRUE	5/7/2021	6/29/2021	22.7	0	7%	68%	0.299465	24%	59%	0.0013	0.0000	0.0013
G-107932-A1	Fresno	Open Hearth Fireplace	Gas Insert				TRUE	5/10/2021	6/16/2021	22.7	0	7%	68%	0.299465	24%	59%	0.0013	0.0000	0.0013
G-107934-A1	Fresno	Wood-Burning Firebox	Gas Insert				TRUE	10/9/2021	12/1/2021	22.7	0	7%	68%	0.299465	24%	59%	0.0013	0.0000	0.0013
G-107935-A1	Fresno	Open Hearth Fireplace	Gas Insert				TRUE	8/16/2021	8/25/2021	22.7	0	7%	68%	0.299465	24%	59%	0.0013	0.0000	0.0013
G-107939-A1	Stanislaus	Open Hearth Fireplace	Gas Insert				TRUE	3/3/2021	3/17/2021	22.7	0	7%	68%	0.299465	54%	44%	0.0028	0.0000	0.0028
G-107940-A1	Fresno	Open Hearth Fireplace	Gas Insert				TRUE	5/5/2021	6/17/2021	22.7	0	7%	68%	0.299465	24%	59%	0.0013	0.0000	0.0013
G-107942-A1	Stanislaus	Open Hearth Fireplace	Gas Insert				TRUE	3/17/2021	4/15/2021	22.7	0	7%	68%	0.299465	54%	44%	0.0028	0.0000	0.0028
G-107944-A1	Kern	Wood-Burning Firebox	Gas Fireplace				TRUE	4/30/2021	5/26/2021	22.7	0	7%	68%	0.299465	31%	51%	0.0016	0.0000	0.0016
G-107945-A1	Fresno	Wood-Burning Firebox	Gas Insert				TRUE	2/25/2021	3/17/2021	22.7	0	7%	68%	0.299465	24%	59%	0.0013	0.0000	0.0013
G-107946-A1	Fresno	Wood-Burning Firebox	Gas Insert				TRUE	6/9/2021	7/22/2021	22.7	0	7%	68%	0.299465	24%	59%	0.0013	0.0000	0.0013
G-107947-A1	Kern	Open Hearth Fireplace	Gas Insert				TRUE	2/26/2021	3/17/2021	22.7	0	7%	68%	0.299465	31%	51%	0.0016	0.0000	0.0016
G-107952-A1	Kern	Wood-Burning Firebox	Gas Insert				TRUE	4/15/2021	5/13/2021	22.7	0	7%	68%	0.299465	31%	51%	0.0016	0.0000	0.0016
G-107953-A1	Fresno	Wood-Burning Firebox	Gas Fireplace				TRUE	5/17/2021	6/17/2021	22.7	0	7%	68%	0.299465	24%	59%	0.0013	0.0000	0.0013
G-107958-A1	Fresno	Wood-Burning Firebox	Gas Insert				TRUE	5/13/2021	8/6/2021	22.7	0	7%	68%	0.299465	24%	59%	0.0013	0.0000	0.0013
G-107959-A1	Fresno	Open Hearth Fireplace	Gas Insert				TRUE	5/13/2021	6/17/2021	22.7	0	7%	68%	0.299465	24%	59%	0.0013	0.0000	0.0013
G-107965-A1	Merced	Open Hearth Fireplace	Certified Wood Insert	0.72		81 Hybrid	FALSE	4/7/2021	4/21/2021	22.7	1.44	7%	81%	0.299465	100%	0%	0.0052	0.0000	0.0052
G-107968-A1	Fresno	Open Hearth Fireplace	Gas Insert				TRUE	7/9/2021	8/6/2021	22.7	0	7%	68%	0.299465	24%	59%	0.0013	0.0000	0.0013
G-107972-A1	San Joaquin	Wood-Burning Firebox	Gas Insert				TRUE	3/29/2021	4/15/2021	22.7	0	7%	68%	0.299465	61%	38%	0.0032	0.0000	0.0032
G-107973-A1	San Joaquin	Open Hearth Fireplace	Gas Insert				TRUE	3/19/2021	4/2/2021	22.7	0	7%	68%	0.299465	61%	38%	0.0032	0.0000	0.0032
G-107974-A1	Kern	Open Hearth Fireplace	Gas Insert				TRUE	5/11/2021	6/27/2021	22.7	0	7%	68%	0.299465	31%	51%	0.0016	0.0000	0.0016
G-107980-A1	Fresno	Non-Certified Wood Insert	Gas Insert				TRUE	8/30/2021	10/1/2021	29.5	0	54%	68%	2.1	24%	59%	0.0115	0.0000	0.0115
G-107981-A1	Fresno	Wood-Burning Firebox	Gas Insert				TRUE	4/24/2021	5/20/2021	22.7	0	7%	68%	0.299465	24%	59%	0.0013	0.0000	0.0013
G-107982-A1	Fresno	Non-Certified Wood Insert	Gas Insert				TRUE	9/1/2021	9/22/2021	29.5	0	54%	68%	2.1	24%	59%	0.0115	0.0000	0.0115
G-107983-A1	San Joaquin	Non-Certified Wood Insert	Gas Insert				FALSE	5/13/2021	7/22/2021	29.5	0	54%	68%	2.1	100%	0%	0.0477	0.0000	0.0477
G-107984-A1	Tulare	Open Hearth Fireplace	Certified Wood Insert	2.3		72 Non-Catalytic	TRUE	3/5/2021	3/22/2021	22.7	4.6	7%	72%	0.299465	53%	43%	0.0028	0.0001	0.0027
G-107999-A1	Fresno	Wood-Burning Firebox	Gas Insert				TRUE	5/20/2021	7/21/2021	22.7	0	7%	68%	0.299465	24%	59%	0.0013	0.0000	0.0013
G-108008-A1	Fresno	Open Hearth Fireplace	Gas Insert				FALSE	3/10/2021	3/23/2021	22.7	0	7%	68%	0.299465	100%	0%	0.0052	0.0000	0.0052
G-108017-A1	Stanislaus	Open Hearth Fireplace	Certified Wood Insert	1.8		74 Non-Catalytic	TRUE	3/4/2021	3/23/2021	22.7	3.6	7%	74%	0.299465	54%	44%	0.0028	0.0000	0.0028
G-108019-A1	Stanislaus	Open Hearth Fireplace	Certified Pellet Insert	1.8		60 Non-Catalytic	FALSE	3/12/2021	3/23/2021	22.7	3.6	7%	60%	0.299465	100%	0%	0.0052	0.0001	0.0051
G-108021-A1	Stanislaus	Wood-Burning Firebox	Gas Insert				TRUE	3/11/2021	4/13/2021	22.7	0	7%	68%	0.299465	54%	44%	0.0028	0.0000	0.0028
G-108025-A1	Fresno	Wood-Burning Firebox	Gas Insert				TRUE	5/8/2021	6/9/2021	22.7	0	7%	68%	0.299465	24%	59%	0.0013	0.0000	0.0013
G-108042-A1	Fresno	Open Hearth Fireplace	Gas Insert				TRUE	4/3/2021	5/3/2021	22.7	0	7%	68%	0.299465	24%	59%	0.0013	0.0000	0.0013
G-108043-A1	Fresno	Wood-Burning Firebox	Gas Insert				TRUE	4/27/2021	6/8/2021	22.7	0	7%	68%	0.299465	24%	59%	0.0013	0.0000	0.0013
G-108044-A1	Kern	Open Hearth Fireplace	Gas Insert				TRUE	3/26/2021	5/3/2021	22.7	0	7%	68%	0.299465	31%	51%	0.0016	0.0000	0.0016
G-108050-A1	Fresno	Wood-Burning Firebox	Gas Fireplace				TRUE	5/5/2021	6/9/2021	22.7	0	7%	68%	0.299465	24%	59%	0.0013	0.0000	0.0013
G-108059-A1	Fresno	Non-Certified Wood Insert	Gas Insert				TRUE	3/9/2021	3/23/2021	29.5	0	54%	68%	2.1	24%	59%	0.0115	0.0000	0.0115
G-108061-A1	Fresno	Open Hearth Fireplace	Gas Insert				TRUE	4/10/2021	6/8/2021	22.7	0	7%	68%	0.299465	24%	59%	0.0013	0.0000	0.0013
G-108066-A1	Tulare	Open Hearth Fireplace	Certified Wood Insert	2.3		72 Non-Catalytic	TRUE	5/14/2021	6/27/2021	22.7	4.6	7%	72%	0.299465	53%	43%	0.0028	0.0001	0.0027
G-108068-A1	Kern	Open Hearth Fireplace	Gas Insert				TRUE	3/16/2021	4/1/2021	22.7	0	7%	68%	0.299465	31%	51%	0.0016	0.0000	0.0016
G-108069-A1	Madera	Open Hearth Fireplace	Gas Insert				TRUE	3/23/2021	4/13/2021	22.7	0	7%	68%	0.299465	33%	57%	0.0017	0.0000	0.0017
G-108070-A1	Kern	Open Hearth Fireplace	Gas Insert				TRUE	3/3/2021	3/19/2021	22.7	0	7%	68%	0.299465	31%	51%	0.0016	0.0000	0.0016
G-108071-A1	San Joaquin	Open Hearth Fireplace	Certified Wood Insert	1.5		69 Non-Catalytic	FALSE	3/6/2021	5/3/2021	22.7	3	7%	69%	0.299465	100%	0%	0.0052	0.0001	0.0052
G-108072-A1	Kern	Wood-Burning Firebox	Gas Insert				TRUE	3/16/2021	4/13/2021	22.7	0	7%	68%	0.299465	31%	51%	0.0016	0.0000	0.0016
G-108073-A1	Kern	Wood-Burning Firebox	Gas Insert				TRUE	5/28/2021	8/5/2021	22.7	0	7%	68%	0.299465	31%	51%	0.0016	0.0000	0.0016
G-108074-A1	Kern	Open Hearth Fireplace	Gas Insert				TRUE	6/2/2021	6/17/2021	22.7	0	7%	68%	0.299465	31%	51%	0.0016	0.0000	0.0016
G-108085-A1	Fresno	Open Hearth Fireplace	Gas Insert				TRUE	7/14/2021	8/6/2021	22.7	0	7%	68%	0.299465	24%	59%	0.0013	0.0000	0.0013
G-108127-A1	Kern	Wood-Burning Firebox	Gas Insert				TRUE	6/3/2021	6/27/2021	22.7	0	7%	68%	0.299465	31%	51%	0.0016	0.0000	0.0016
G-108129-A1	Merced	Wood-Burning Firebox	Gas Insert				TRUE	9/3/2021	12/1/2021	22.7	0	7%	68%	0.299465	68%	32%	0.0035	0.0000	0.0035
G-108130-A1	San Joaquin	Open Hearth Fireplace	Certified Wood Insert	1.5		69 Non-Catalytic	FALSE	3/1/2021	4/13/2021	22.7	3	7%	69%	0.299465	100%	0%	0.0052	0.0001	0.0052
G-108133-A1	Kern	Open Hearth Fireplace	Gas Insert				TRUE	3/4/2021	3/19/2021	22.7	0	7%	68%	0.299465	31%	51%	0.0016	0.0000	0.0016
G-108135-A1	Tulare	Open Hearth Fireplace	Gas Insert				TRUE	4/7/2021	4/28/2021	22.7	0	7%	68%	0.299465	53%	43%	0.0028	0.0000	0.0028
G-108136-A1	Fresno	Open Hearth Fireplace	Gas Insert				TRUE	4/8/2021	5/3/2021	22.7	0	7%	68%	0.299465	24%	59%	0.0013	0.0000	0.0013
G-108137-A1	Fresno	Non-Certified Wood Insert	Certified Wood Insert	1.8		71 Non-Catalytic	FALSE	3/27/2021	9/22/2021	29.5	3.6	54%	71%	2.1	100%	0%	0.0477	0.0044	0.0433
G-108138-A1	Fresno	Wood-Burning Firebox	Gas Insert				TRUE	3/5/2021	12/28/2021	22.7	0	7%	68%	0.299465	24%	59%	0.0013	0.0000	0.0013
G-108139-A1	Merced	Wood-Burning Firebox	Gas Insert				TRUE	6/8/2021	8/19/2021	22.7	0	7%	68%	0.299465	68%	32%	0.0035	0.0000	0.0035
G-108148-A1	Fresno	Open Hearth Fireplace	Gas Insert				TRUE	4/26/2021	5/19/2021	22.7	0	7%	68%	0.299465	24%	59%	0.0013	0.0000	0.0013
G-108152-A1	Fresno	Open Hearth Fireplace	Gas Insert				TRUE	9/13/2021	10/14/2021	22.7	0	7%	68%	0.299465	24%	59%	0.0013	0.0000	0.0013
G-108156-A1	San Joaquin	Certified Wood Insert	Gas Insert				FALSE	3/31/2021	4/15/2021	14.5785	0	68%	68%	2.1	100%	0%	0.0236	0.0000	0.0236
G-108158-A1	Stanislaus	Open Hearth Fireplace	Gas Insert				TRUE	4/16/2021	5/26/2021	22.7	0	7%	68%	0.299465	54%	44%	0.0028	0.0000	0.0028
G-108171-A1	Kern	Wood-Burning Firebox	Gas Insert				TRUE	3/15/2021	4/21/2021	22.7	0	7%	68%	0.299465	31%	51%	0.0016	0.0000	0.0016
G-108172-A1	Tulare	Wood-Burning Firebox	Gas Insert				FALSE	3/21/2021	4/13/2021	22.7	0	7%	68%	0.299465	100%	0%	0.0052	0.0000	0.0052
G-108173-A1	Kern	Non-Certified Wood Insert	Gas Insert				TRUE	4/22/2021	5/13/2021	29.5	0	54%	68%	2.1	31%	51%	0.0147	0.0000	0.0147
G-108174-A1	Fresno	Open Hearth Fireplace	Gas Insert				TRUE	11/12/2021	12/16/2021	22.7	0	7%	68%	0.299465	24%	59%	0.0013	0.0000	0.0013
G-108180-A1	Fresno	Wood-Burning Firebox	Gas Insert				TRUE	4/22/2021	5/17/2021	22.7</									

SAN JOAQUIN VALLEY UNIFIED AIR POLLUTION CONTROL DISTRICT

2021 Annual Demonstration Report

August 31, 2022

Contract#	County	OldDeviceType	NewDeviceType	EmissionRating	OverallEfficiency	DeviceSubtype	PipedNatGa	InstallDate	ClaimDate	Emission Factor		Efficiency		FuelUse	Non-Curtailment %		Emissions (tpy PM2.5)		
										EF_Old	EF_New	Eff_Old	Eff_New		B_all	B_reg	Before	After	Reduction
G-108336-A1	Fresno	Wood-Burning Firebox	Gas Insert				TRUE	6/9/2021	7/22/2021	22.7	0	7%	68%	0.299465	24%	59%	0.0013	0.0000	0.0013
G-108342-A1	Fresno	Open Hearth Fireplace	Gas Insert				TRUE	6/17/2021	10/5/2021	22.7	0	7%	68%	0.299465	24%	59%	0.0013	0.0000	0.0013
G-108343-A1	Stanislaus	Wood-Burning Firebox	Gas Fireplace				TRUE	7/15/2021	8/6/2021	22.7	0	7%	68%	0.299465	54%	44%	0.0028	0.0000	0.0028
G-108345-A1	Kern	Open Hearth Fireplace	Gas Insert				TRUE	4/9/2021	4/28/2021	22.7	0	7%	68%	0.299465	31%	51%	0.0016	0.0000	0.0016
G-108348-A1	Fresno	Wood-Burning Firebox	Gas Insert				TRUE	3/20/2021	4/13/2021	22.7	0	7%	68%	0.299465	24%	59%	0.0013	0.0000	0.0013
G-108354-A1	Fresno	Open Hearth Fireplace	Gas Insert				TRUE	3/12/2021	3/29/2021	22.7	0	7%	68%	0.299465	24%	59%	0.0013	0.0000	0.0013
G-108355-A1	Fresno	Open Hearth Fireplace	Gas Insert				TRUE	5/1/2021	6/8/2021	22.7	0	7%	68%	0.299465	24%	59%	0.0013	0.0000	0.0013
G-108357-A1	Tulare	Open Hearth Fireplace	Gas Insert				TRUE	3/20/2021	4/8/2021	22.7	0	7%	68%	0.299465	53%	43%	0.0028	0.0000	0.0028
G-108358-A1	Fresno	Non-Certified Wood Insert	Gas Insert				TRUE	4/3/2021	4/28/2021	29.5	0	54%	68%	2.1	24%	59%	0.0115	0.0000	0.0115
G-108360-A1	Fresno	Open Hearth Fireplace	Gas Insert				TRUE	3/16/2021	4/5/2021	22.7	0	7%	68%	0.299465	24%	59%	0.0013	0.0000	0.0013
G-108361-A1	Stanislaus	Open Hearth Fireplace	Gas Insert				TRUE	4/30/2021	6/9/2021	22.7	0	7%	68%	0.299465	54%	44%	0.0028	0.0000	0.0028
G-108363-A1	Fresno	Open Hearth Fireplace	Gas Insert				TRUE	3/19/2021	4/8/2021	22.7	0	7%	68%	0.299465	24%	59%	0.0013	0.0000	0.0013
G-108370-A1	Fresno	Non-Certified Wood Insert	Gas Insert				TRUE	5/7/2021	6/8/2021	29.5	0	54%	68%	2.1	24%	59%	0.0115	0.0000	0.0115
G-108375-A1	Tulare	Wood-Burning Firebox	Gas Insert				TRUE	5/11/2021	7/21/2021	22.7	0	7%	68%	0.299465	53%	43%	0.0028	0.0000	0.0028
G-108380-A1	Tulare	Open Hearth Fireplace	Gas Insert				TRUE	9/20/2021	10/5/2021	22.7	0	7%	68%	0.299465	53%	43%	0.0028	0.0000	0.0028
G-108381-A1	Fresno	Open Hearth Fireplace	Gas Insert				TRUE	8/4/2021	9/1/2021	22.7	0	7%	68%	0.299465	24%	59%	0.0013	0.0000	0.0013
G-108382-A1	Fresno	Wood-Burning Firebox	Gas Insert				TRUE	5/17/2021	6/16/2021	22.7	0	7%	68%	0.299465	24%	59%	0.0013	0.0000	0.0013
G-108398-A1	Fresno	Wood-Burning Firebox	Gas Insert				TRUE	3/11/2021	4/13/2021	22.7	0	7%	68%	0.299465	24%	59%	0.0013	0.0000	0.0013
G-108399-A1	Fresno	Non-Certified Wood Insert	Gas Insert				TRUE	4/22/2021	5/19/2021	29.5	0	54%	68%	2.1	24%	59%	0.0115	0.0000	0.0115
G-108405-A1	Fresno	Non-Certified Wood Insert	Gas Insert				TRUE	5/17/2021	6/16/2021	29.5	0	54%	68%	2.1	24%	59%	0.0115	0.0000	0.0115
G-108423-A1	Fresno	Open Hearth Fireplace	Gas Insert				TRUE	11/5/2021	12/16/2021	22.7	0	7%	68%	0.299465	24%	59%	0.0013	0.0000	0.0013
G-108476-A1	Fresno	Open Hearth Fireplace	Gas Insert				TRUE	3/12/2021	5/19/2021	22.7	0	7%	68%	0.299465	24%	59%	0.0013	0.0000	0.0013
G-108480-A1	Fresno	Open Hearth Fireplace	Gas Insert				TRUE	4/3/2021	4/19/2021	22.7	0	7%	68%	0.299465	24%	59%	0.0013	0.0000	0.0013
G-108482-A1	San Joaquin	Open Hearth Fireplace	Gas Insert				TRUE	3/10/2021	4/2/2021	22.7	0	7%	68%	0.299465	61%	38%	0.0032	0.0000	0.0032
G-108484-A1	Fresno	Open Hearth Fireplace	Gas Insert				TRUE	7/19/2021	9/15/2021	22.7	0	7%	68%	0.299465	24%	59%	0.0013	0.0000	0.0013
G-108521-A1	Kern	Open Hearth Fireplace	Gas Insert				TRUE	4/28/2021	5/19/2021	22.7	0	7%	68%	0.299465	31%	51%	0.0016	0.0000	0.0016
G-108529-A1	Fresno	Open Hearth Fireplace	Gas Fireplace				TRUE	4/19/2021	8/6/2021	22.7	0	7%	68%	0.299465	24%	59%	0.0013	0.0000	0.0013
G-108535-A1	Tulare	Open Hearth Fireplace	Gas Insert				TRUE	3/26/2021	4/7/2021	22.7	0	7%	68%	0.299465	53%	43%	0.0028	0.0000	0.0028
G-108538-A1	Fresno	Non-Certified Wood Insert	Gas Insert				TRUE	5/1/2021	5/26/2021	29.5	0	54%	68%	2.1	24%	59%	0.0115	0.0000	0.0115
G-108543-A1	Fresno	Open Hearth Fireplace	Gas Insert				TRUE	5/25/2021	9/1/2021	22.7	0	7%	68%	0.299465	24%	59%	0.0013	0.0000	0.0013
G-108559-A1	San Joaquin	Open Hearth Fireplace	Gas Insert				TRUE	4/5/2021	6/8/2021	22.7	0	7%	68%	0.299465	61%	38%	0.0032	0.0000	0.0032
G-108562-A1	Fresno	Open Hearth Fireplace	Gas Insert				TRUE	5/6/2021	6/27/2021	22.7	0	7%	68%	0.299465	24%	59%	0.0013	0.0000	0.0013
G-108563-A1	Fresno	Open Hearth Fireplace	Gas Insert				TRUE	9/27/2021	10/15/2021	22.7	0	7%	68%	0.299465	24%	59%	0.0013	0.0000	0.0013
G-108564-A1	Kern	Wood-Burning Firebox	Gas Insert				TRUE	3/10/2021	6/17/2021	22.7	0	7%	68%	0.299465	31%	51%	0.0016	0.0000	0.0016
G-108566-A1	Fresno	Open Hearth Fireplace	Gas Insert				TRUE	4/15/2021	5/3/2021	22.7	0	7%	68%	0.299465	24%	59%	0.0013	0.0000	0.0013
G-108568-A1	Stanislaus	Open Hearth Fireplace	Gas Insert				TRUE	4/21/2021	5/19/2021	22.7	0	7%	68%	0.299465	54%	44%	0.0028	0.0000	0.0028
G-108569-A1	Fresno	Non-Certified Wood Insert	Certified Wood Insert	2.3		72 Non-Catalytic	FALSE	6/1/2021	6/16/2021	29.5	4.6	54%	72%	2.1	100%	0%	0.0477	0.0056	0.0421
G-108570-A1	Kern	Wood-Burning Firebox	Gas Insert				TRUE	3/31/2021	4/14/2021	22.7	0	7%	68%	0.299465	31%	51%	0.0016	0.0000	0.0016
G-108575-A1	Fresno	Open Hearth Fireplace	Gas Insert				TRUE	5/14/2021	6/27/2021	22.7	0	7%	68%	0.299465	24%	59%	0.0013	0.0000	0.0013
G-108577-A1	Fresno	Open Hearth Fireplace	Gas Insert				TRUE	3/31/2021	4/15/2021	22.7	0	7%	68%	0.299465	24%	59%	0.0013	0.0000	0.0013
G-108582-A1	Fresno	Open Hearth Fireplace	Gas Insert				TRUE	4/23/2021	5/19/2021	22.7	0	7%	68%	0.299465	24%	59%	0.0013	0.0000	0.0013
G-108586-A1	Fresno	Wood-Burning Firebox	Gas Insert				TRUE	4/7/2021	4/21/2021	22.7	0	7%	68%	0.299465	24%	59%	0.0013	0.0000	0.0013
G-108590-A1	Stanislaus	Wood-Burning Firebox	Gas Insert				TRUE	3/17/2021	4/13/2021	22.7	0	7%	68%	0.299465	54%	44%	0.0028	0.0000	0.0028
G-108594-A1	Fresno	Open Hearth Fireplace	Gas Insert				TRUE	4/22/2021	6/27/2021	22.7	0	7%	68%	0.299465	24%	59%	0.0013	0.0000	0.0013
G-108595-A1	Fresno	Open Hearth Fireplace	Gas Insert				TRUE	7/15/2021	8/25/2021	22.7	0	7%	68%	0.299465	24%	59%	0.0013	0.0000	0.0013
G-108596-A1	Merced	Wood-Burning Firebox	Gas Insert				TRUE	4/9/2021	4/28/2021	22.7	0	7%	68%	0.299465	68%	32%	0.0035	0.0000	0.0035
G-108597-A1	Fresno	Open Hearth Fireplace	Gas Insert				TRUE	5/19/2021	6/27/2021	22.7	0	7%	68%	0.299465	24%	59%	0.0013	0.0000	0.0013
G-108598-A1	Fresno	Wood-Burning Firebox	Gas Insert				TRUE	5/6/2021	5/27/2021	22.7	0	7%	68%	0.299465	24%	59%	0.0013	0.0000	0.0013
G-108600-A1	Tulare	Open Hearth Fireplace	Gas Insert				TRUE	4/19/2021	6/9/2021	22.7	0	7%	68%	0.299465	53%	43%	0.0028	0.0000	0.0028
G-108601-A1	Kern	Open Hearth Fireplace	Gas Insert				TRUE	3/9/2021	4/13/2021	22.7	0	7%	68%	0.299465	31%	51%	0.0016	0.0000	0.0016
G-108602-A1	Kern	Open Hearth Fireplace	Gas Insert				TRUE	3/12/2021	6/9/2021	22.7	0	7%	68%	0.299465	31%	51%	0.0016	0.0000	0.0016
G-108603-A1	Kern	Open Hearth Fireplace	Gas Insert				TRUE	3/19/2021	3/29/2021	22.7	0	7%	68%	0.299465	31%	51%	0.0016	0.0000	0.0016
G-108604-A1	Fresno	Wood-Burning Firebox	Gas Insert				TRUE	3/17/2021	4/1/2021	22.7	0	7%	68%	0.299465	24%	59%	0.0013	0.0000	0.0013
G-108610-A1	San Joaquin	Wood-Burning Firebox	Gas Insert				TRUE	4/6/2021	5/12/2021	22.7	0	7%	68%	0.299465	61%	38%	0.0032	0.0000	0.0032
G-108611-A1	Madera	Wood-Burning Firebox	Gas Insert				TRUE	6/11/2021	8/6/2021	22.7	0	7%	68%	0.299465	33%	57%	0.0017	0.0000	0.0017
G-108612-A1	Tulare	Open Hearth Fireplace	Gas Insert				TRUE	4/22/2021	8/6/2021	22.7	0	7%	68%	0.299465	53%	43%	0.0028	0.0000	0.0028
G-108613-A1	Fresno	Open Hearth Fireplace	Gas Insert				TRUE	4/30/2021	5/26/2021	22.7	0	7%	68%	0.299465	24%	59%	0.0013	0.0000	0.0013
G-108614-A1	Fresno	Open Hearth Fireplace	Gas Insert				TRUE	5/7/2021	6/9/2021	22.7	0	7%	68%	0.299465	24%	59%	0.0013	0.0000	0.0013
G-108615-A1	Merced	Open Hearth Fireplace	Certified Wood Insert	2.3		72 Non-Catalytic	TRUE	6/19/2021	7/15/2021	22.7	4.6	7%	72%	0.299465	68%	32%	0.0035	0.0001	0.0035
G-108629-A1	Tulare	Open Hearth Fireplace	Gas Insert				TRUE	4/20/2021	6/17/2021	22.7	0	7%	68%	0.299465	53%	43%	0.0028	0.0000	0.0028
G-108630-A1	Tulare	Open Hearth Fireplace	Gas Insert				TRUE	3/18/2021	6/8/2021	22.7	0	7%	68%	0.299465	53%	43%	0.0028	0.0000	0.0028
G-108652-A1	Fresno	Open Hearth Fireplace	Gas Insert				TRUE	3/30/2021	4/15/2021	22.7	0	7%	68%	0.299465	24%	59%	0.0013	0.0000	0.0013
G-108668-A1	Fresno	Open Hearth Fireplace	Gas Insert				TRUE	3/12/2021	4/13/2021	22.7	0	7%	68%	0.299465	24%	59%	0.0013	0.0000	0.0013
G-108674-A1	Kern	Open Hearth Fireplace	Gas Insert				TRUE	4/21/2021	5/19/2021	22.7	0	7%	68%	0.299465	31%	51%	0.0016	0.0000	0.0016
G-108680-A1	Fresno	Wood-Burning Firebox	Gas Insert				TRUE	6/14/2021	7/15/2021	22.7	0	7%	68%	0.299465	24%	59%	0.0013	0.0000	0.0013
G-108681-A1	Fresno	Wood-Burning Firebox	Gas Insert				TRUE	5/25/2021	7/22/2021	22.7	0	7%	68%	0.299465	24%	59%	0.0013	0.0000	0.0013
G-108683-A1	Fresno	Open Hearth Fireplace	Gas Insert				TRUE	3/15/2021	4/13/2021	22.7	0	7%	68%	0.299465	24%	59%	0.0013	0.0000	0.0013
G-108692-A1	Fresno	Wood-Burning Firebox	Gas Insert				TRUE	10/15/2021	12/16/2021	22.7	0	7%	68%	0.299465	24%	59%	0.0013	0.0000	0.0013
G-108705-A1</																			

SAN JOAQUIN VALLEY UNIFIED AIR POLLUTION CONTROL DISTRICT

2021 Annual Demonstration Report

August 31, 2022

Contract#	County	OldDeviceType	NewDeviceType	EmissionRating	OverallEfficiency	DeviceSubtype	PipedNatG	InstallDate	ClaimDate	Emission Factor		Efficiency		FuelUse	Non-Curtailment %		Emissions (tpy PM2.5)		
										EF_Old	EF_New	Eff_Old	Eff_New		B _{all}	B _{reg}	Before	After	Reduction
G-108813-A1	Kern	Wood-Burning Firebox	Gas Fireplace				TRUE	6/14/2021	8/6/2021	22.7	0	7%	68%	0.299465	31%	51%	0.0016	0.0000	0.0016
G-108815-A1	Fresno	Open Hearth Fireplace	Gas Insert				TRUE	8/4/2021	9/8/2021	22.7	0	7%	68%	0.299465	24%	59%	0.0013	0.0000	0.0013
G-108816-A1	Fresno	Open Hearth Fireplace	Gas Insert				TRUE	7/19/2021	8/6/2021	22.7	0	7%	68%	0.299465	24%	59%	0.0013	0.0000	0.0013
G-108817-A1	Fresno	Open Hearth Fireplace	Certified Wood Insert	1.7		76 Hybrid	FALSE	8/12/2021	9/8/2021	22.7	3.4	7%	76%	0.299465	100%	0%	0.0052	0.0001	0.0052
G-108830-A1	Fresno	Open Hearth Fireplace	Gas Insert				TRUE	3/15/2021	6/27/2021	22.7	0	7%	68%	0.299465	24%	59%	0.0013	0.0000	0.0013
G-108886-A1	Fresno	Open Hearth Fireplace	Gas Insert				TRUE	8/11/2021	9/9/2021	22.7	0	7%	68%	0.299465	24%	59%	0.0013	0.0000	0.0013
G-108887-A1	Kern	Open Hearth Fireplace	Gas Insert				TRUE	3/31/2021	10/20/2021	22.7	0	7%	68%	0.299465	31%	51%	0.0016	0.0000	0.0016
G-108888-A1	San Joaquin	Open Hearth Fireplace	Gas Insert				TRUE	4/26/2021	7/21/2021	22.7	0	7%	68%	0.299465	61%	38%	0.0032	0.0000	0.0032
G-108889-A1	Merced	Wood-Burning Firebox	Gas Fireplace				TRUE	6/9/2021	7/22/2021	22.7	0	7%	68%	0.299465	68%	32%	0.0035	0.0000	0.0035
G-108890-A1	Kern	Open Hearth Fireplace	Gas Insert				TRUE	4/30/2021	6/16/2021	22.7	0	7%	68%	0.299465	31%	51%	0.0016	0.0000	0.0016
G-108891-A1	Merced	Wood-Burning Firebox	Gas Insert				TRUE	4/10/2021	4/28/2021	22.7	0	7%	68%	0.299465	68%	32%	0.0035	0.0000	0.0035
G-108892-A1	Kern	Open Hearth Fireplace	Gas Insert				TRUE	5/13/2021	6/27/2021	22.7	0	7%	68%	0.299465	31%	51%	0.0016	0.0000	0.0016
G-108893-A1	Kern	Wood-Burning Firebox	Gas Insert				TRUE	6/29/2021	8/6/2021	22.7	0	7%	68%	0.299465	31%	51%	0.0016	0.0000	0.0016
G-108897-A1	Fresno	Open Hearth Fireplace	Gas Insert				TRUE	8/13/2021	9/9/2021	22.7	0	7%	68%	0.299465	24%	59%	0.0013	0.0000	0.0013
G-108899-A1	Stanislaus	Open Hearth Fireplace	Gas Insert				TRUE	4/2/2021	4/21/2021	22.7	0	7%	68%	0.299465	54%	44%	0.0028	0.0000	0.0028
G-108900-A1	Kern	Open Hearth Fireplace	Gas Insert				TRUE	11/14/2021	12/28/2021	22.7	0	7%	68%	0.299465	31%	51%	0.0016	0.0000	0.0016
G-108927-A1	Stanislaus	Open Hearth Fireplace	Gas Insert				TRUE	3/25/2021	4/28/2021	22.7	0	7%	68%	0.299465	54%	44%	0.0028	0.0000	0.0028
G-108934-A1	Stanislaus	Open Hearth Fireplace	Gas Insert				TRUE	3/31/2021	4/15/2021	22.7	0	7%	68%	0.299465	54%	44%	0.0028	0.0000	0.0028
G-108944-A1	Fresno	Open Hearth Fireplace	Gas Insert				TRUE	5/10/2021	6/8/2021	22.7	0	7%	68%	0.299465	24%	59%	0.0013	0.0000	0.0013
G-108948-A1	Tulare	Freestanding Non-Certified Wood Stove	Freestanding Certified Wood Stove	1.5		69 Non-Catalytic	FALSE	4/3/2021	6/27/2021	29.5	3	54%	69%	2.4	100%	0%	0.0545	0.0043	0.0502
G-108960-A1	Fresno	Open Hearth Fireplace	Gas Insert				TRUE	7/8/2021	10/15/2021	22.7	0	7%	68%	0.299465	24%	59%	0.0013	0.0000	0.0013
G-108972-A1	Kern	Open Hearth Fireplace	Gas Insert				TRUE	4/9/2021	6/27/2021	22.7	0	7%	68%	0.299465	31%	51%	0.0016	0.0000	0.0016
G-108976-A1	Fresno	Open Hearth Fireplace	Gas Insert				TRUE	4/6/2021	5/3/2021	22.7	0	7%	68%	0.299465	24%	59%	0.0013	0.0000	0.0013
G-108981-A1	Madera	Wood-Burning Firebox	Gas Fireplace				FALSE	6/1/2021	7/21/2021	22.7	0	7%	68%	0.299465	100%	0%	0.0052	0.0000	0.0052
G-108982-A1	Madera	Freestanding Non-Certified Wood Stove	Freestanding Certified Wood Stove	1.9		73 Non-Catalytic	FALSE	5/21/2021	6/27/2021	29.5	3.8	54%	73%	2.61	100%	0%	0.0593	0.0056	0.0536
G-108983-A1	Fresno	Open Hearth Fireplace	Gas Insert				TRUE	4/8/2021	4/28/2021	22.7	0	7%	68%	0.299465	24%	59%	0.0013	0.0000	0.0013
G-108992-A1	Fresno	Open Hearth Fireplace	Gas Insert				TRUE	7/1/2021	9/1/2021	22.7	0	7%	68%	0.299465	24%	59%	0.0013	0.0000	0.0013
G-108993-A1	Fresno	Open Hearth Fireplace	Gas Insert				TRUE	5/28/2021	6/17/2021	22.7	0	7%	68%	0.299465	24%	59%	0.0013	0.0000	0.0013
G-109027-A1	San Joaquin	Open Hearth Fireplace	Gas Fireplace				TRUE	6/4/2021	8/6/2021	22.7	0	7%	68%	0.299465	61%	38%	0.0032	0.0000	0.0032
G-109030-A1	Fresno	Wood-Burning Firebox	Gas Insert				TRUE	6/11/2021	8/6/2021	22.7	0	7%	68%	0.299465	24%	59%	0.0013	0.0000	0.0013
G-109033-A1	Tulare	Open Hearth Fireplace	Gas Insert				TRUE	11/15/2021	12/1/2021	22.7	0	7%	68%	0.299465	53%	43%	0.0028	0.0000	0.0028
G-109035-A1	Stanislaus	Open Hearth Fireplace	Gas Insert				TRUE	6/9/2021	9/22/2021	22.7	0	7%	68%	0.299465	54%	44%	0.0028	0.0000	0.0028
G-109037-A1	Fresno	Wood-Burning Firebox	Gas Insert				TRUE	5/13/2021	6/27/2021	22.7	0	7%	68%	0.299465	24%	59%	0.0013	0.0000	0.0013
G-109038-A1	Kern	Open Hearth Fireplace	Gas Insert				TRUE	6/1/2021	7/15/2021	22.7	0	7%	68%	0.299465	31%	51%	0.0016	0.0000	0.0016
G-109039-A1	Fresno	Open Hearth Fireplace	Certified Wood Insert	2.3		72 Non-Catalytic	FALSE	4/8/2021	4/28/2021	22.7	4.6	7%	72%	0.299465	100%	0%	0.0052	0.0001	0.0051
G-109043-A1	Merced	Wood-Burning Firebox	Certified Wood Insert	2.3		72 Non-Catalytic	FALSE	4/15/2021	4/29/2021	22.7	4.6	7%	72%	0.299465	100%	0%	0.0052	0.0001	0.0051
G-109044-A1	Madera	Open Hearth Fireplace	Freestanding Gas Stove				FALSE	3/25/2021	4/15/2021	22.7	0	7%	68%	0.299465	100%	0%	0.0052	0.0000	0.0052
G-109046-A1	Merced	Non-Certified Wood Insert	Gas Insert				FALSE	4/26/2021	5/13/2021	29.5	0	54%	68%	2.1	100%	0%	0.0477	0.0000	0.0477
G-109048-A1	Fresno	Open Hearth Fireplace	Gas Insert				TRUE	4/27/2021	5/26/2021	22.7	0	7%	68%	0.299465	24%	59%	0.0013	0.0000	0.0013
G-109050-A1	Fresno	Open Hearth Fireplace	Gas Insert				TRUE	4/17/2021	4/29/2021	22.7	0	7%	68%	0.299465	24%	59%	0.0013	0.0000	0.0013
G-109054-A1	Kern	Open Hearth Fireplace	Gas Insert				TRUE	5/12/2021	6/17/2021	22.7	0	7%	68%	0.299465	31%	51%	0.0016	0.0000	0.0016
G-109055-A1	San Joaquin	Open Hearth Fireplace	Gas Insert				TRUE	8/14/2021	10/1/2021	22.7	0	7%	68%	0.299465	61%	38%	0.0032	0.0000	0.0032
G-109056-A1	Stanislaus	Wood-Burning Firebox	Gas Insert				TRUE	5/10/2021	6/17/2021	22.7	0	7%	68%	0.299465	54%	44%	0.0028	0.0000	0.0028
G-109079-A1	Fresno	Certified Wood Insert	Gas Insert				TRUE	4/19/2021	5/12/2021	14.5785	0	68%	68%	2.1	24%	59%	0.0057	0.0000	0.0057
G-109094-A1	Tulare	Non-Certified Wood Insert	Gas Insert				TRUE	4/8/2021	5/19/2021	29.5	0	54%	68%	2.1	53%	43%	0.0254	0.0000	0.0254
G-109095-A1	Merced	Wood-Burning Firebox	Gas Insert				TRUE	5/21/2021	6/27/2021	22.7	0	7%	68%	0.299465	68%	32%	0.0035	0.0000	0.0035
G-109096-A1	Fresno	Wood-Burning Firebox	Gas Insert				TRUE	5/10/2021	6/8/2021	22.7	0	7%	68%	0.299465	24%	59%	0.0013	0.0000	0.0013
G-109099-A1	Fresno	Open Hearth Fireplace	Gas Insert				TRUE	9/8/2021	9/29/2021	22.7	0	7%	68%	0.299465	24%	59%	0.0013	0.0000	0.0013
G-109100-A1	Fresno	Wood-Burning Firebox	Gas Insert				TRUE	5/14/2021	6/27/2021	22.7	0	7%	68%	0.299465	24%	59%	0.0013	0.0000	0.0013
G-109116-A1	Kern	Non-Certified Wood Insert	Gas Insert				TRUE	3/20/2021	5/12/2021	29.5	0	54%	68%	2.1	31%	51%	0.0147	0.0000	0.0147
G-109121-A1	Fresno	Wood-Burning Firebox	Gas Insert				TRUE	4/29/2021	5/26/2021	22.7	0	7%	68%	0.299465	24%	59%	0.0013	0.0000	0.0013
G-109133-A1	San Joaquin	Open Hearth Fireplace	Gas Insert				TRUE	4/9/2021	4/21/2021	22.7	0	7%	68%	0.299465	61%	38%	0.0032	0.0000	0.0032
G-109134-A1	Kern	Open Hearth Fireplace	Gas Insert				TRUE	9/14/2021	10/20/2021	22.7	0	7%	68%	0.299465	31%	51%	0.0016	0.0000	0.0016
G-109140-A1	Kern	Open Hearth Fireplace	Gas Insert				TRUE	4/6/2021	4/19/2021	22.7	0	7%	68%	0.299465	31%	51%	0.0016	0.0000	0.0016
G-109145-A1	Fresno	Wood-Burning Firebox	Gas Insert				TRUE	7/15/2021	8/6/2021	22.7	0	7%	68%	0.299465	24%	59%	0.0013	0.0000	0.0013
G-109149-A1	Kern	Open Hearth Fireplace	Gas Insert				TRUE	5/1/2021	5/19/2021	22.7	0	7%	68%	0.299465	31%	51%	0.0016	0.0000	0.0016
G-109152-A1	Kern	Open Hearth Fireplace	Gas Insert				TRUE	4/15/2021	5/3/2021	22.7	0	7%	68%	0.299465	31%	51%	0.0016	0.0000	0.0016
G-109155-A1	Fresno	Open Hearth Fireplace	Gas Insert				FALSE	4/8/2021	4/28/2021	22.7	0	7%	68%	0.299465	100%	0%	0.0052	0.0000	0.0052
G-109159-A1	Tulare	Wood-Burning Firebox	Gas Fireplace				TRUE	5/28/2021	6/17/2021	22.7	0	7%	68%	0.299465	53%	43%	0.0028	0.0000	0.0028
G-109211-A1	Fresno	Open Hearth Fireplace	Gas Insert				TRUE	3/24/2021	4/8/2021	22.7	0	7%	68%	0.299465	24%	59%	0.0013	0.0000	0.0013
G-109213-A1	Tulare	Wood-Burning Firebox	Gas Insert				TRUE	5/11/2021	6/17/2021	22.7	0	7%	68%	0.299465	53%	43%	0.0028	0.0000	0.0028
G-109216-A1	Fresno	Wood-Burning Firebox	Gas Insert				TRUE	9/15/2021	10/15/2021	22.7	0	7%	68%	0.299465	24%	59%	0.0013	0.0000	0.0013
G-109218-A1	Fresno	Open Hearth Fireplace	Gas Insert				TRUE	4/23/2021	5/26/2021	22.7	0	7%	68%	0.299465	24%	59%	0.0013	0.0000	0.0013
G-109220-A1	Fresno	Open Hearth Fireplace	Gas Insert				TRUE	6/15/2021	7/22/2021	22.7	0	7%	68%	0.299465	24%	59%	0.0013	0.0000	0.0013
G-109222-A1	Madera	Non-Certified Wood Insert	Freestanding Certified Wood Stove	2.1		70 Non-Catalytic	FALSE	5/14/2021	7/22/2021	29.5	4.2	54%	70%	2.1	100%	0%	0.0477	0.0052	0.0425
G-109224-A1	Fresno	Open Hearth Fireplace	Gas Insert				TRUE	4/14/2021	5/13/2021	22.7	0	7%	68%	0.299465	24%	59%	0.0013	0.0000	0.0013
G-109227-A1	Fresno	Open Hearth Fireplace	Gas Insert				TRUE	10/15/2021	11/5/2021	22.7	0	7%	68%	0.299465	24%	59%	0.0013	0.0000	0.0013
G-109231-A1	Fresno	Wood-Burning Firebox	Gas Insert				TRUE	4/28/2021	6/8/2021	22.7	0								

SAN JOAQUIN VALLEY UNIFIED AIR POLLUTION CONTROL DISTRICT

2021 Annual Demonstration Report

August 31, 2022

Contract#	County	OldDeviceType	NewDeviceType	EmissionRating	OverallEfficiency	DeviceSubtype	PipedNatGa	InstallDate	ClaimDate	Emission Factor		Efficiency		FuelUse	Non-Curtailment %		Emissions (tpy PM2.5)		
										EF_Old	EF_New	Eff_Old	Eff_New		B_all	B_reg	Before	After	Reduction
G-109410-A1	Fresno	Wood-Burning Firebox	Gas Insert				TRUE	4/30/2021	5/26/2021	22.7	0	7%	68%	0.299465	24%	59%	0.0013	0.0000	0.0013
G-109422-A1	San Joaquin	Open Hearth Fireplace	Gas Insert				TRUE	7/28/2021	10/15/2021	22.7	0	7%	68%	0.299465	61%	38%	0.0032	0.0000	0.0032
G-109430-A1	Kern	Open Hearth Fireplace	Gas Insert				TRUE	7/6/2021	8/6/2021	22.7	0	7%	68%	0.299465	31%	51%	0.0016	0.0000	0.0016
G-109434-A1	Kern	Wood-Burning Firebox	Gas Fireplace				TRUE	4/8/2021	5/12/2021	22.7	0	7%	68%	0.299465	31%	51%	0.0016	0.0000	0.0016
G-109436-A1	Fresno	Open Hearth Fireplace	Gas Insert				TRUE	9/11/2021	11/5/2021	22.7	0	7%	68%	0.299465	24%	59%	0.0013	0.0000	0.0013
G-109437-A1	San Joaquin	Open Hearth Fireplace	Gas Insert				TRUE	6/29/2021	7/22/2021	22.7	0	7%	68%	0.299465	61%	38%	0.0032	0.0000	0.0032
G-109462-A1	Fresno	Open Hearth Fireplace	Gas Insert				TRUE	4/20/2021	5/20/2021	22.7	0	7%	68%	0.299465	24%	59%	0.0013	0.0000	0.0013
G-109465-A1	Fresno	Open Hearth Fireplace	Gas Insert				TRUE	4/2/2021	5/3/2021	22.7	0	7%	68%	0.299465	24%	59%	0.0013	0.0000	0.0013
G-109466-A1	Fresno	Wood-Burning Firebox	Gas Insert				TRUE	3/26/2021	4/21/2021	22.7	0	7%	68%	0.299465	24%	59%	0.0013	0.0000	0.0013
G-109467-A1	Fresno	Wood-Burning Firebox	Gas Insert				TRUE	5/28/2021	7/21/2021	22.7	0	7%	68%	0.299465	24%	59%	0.0013	0.0000	0.0013
G-109468-A1	Kern	Open Hearth Fireplace	Gas Insert				TRUE	5/13/2021	6/17/2021	22.7	0	7%	68%	0.299465	31%	51%	0.0016	0.0000	0.0016
G-109478-A1	Fresno	Open Hearth Fireplace	Gas Insert				TRUE	4/10/2021	5/4/2021	22.7	0	7%	68%	0.299465	24%	59%	0.0013	0.0000	0.0013
G-109483-A1	Stanislaus	Wood-Burning Firebox	Gas Insert				TRUE	4/15/2021	5/12/2021	22.7	0	7%	68%	0.299465	54%	44%	0.0028	0.0000	0.0028
G-109489-A1	Fresno	Open Hearth Fireplace	Gas Insert				TRUE	4/29/2021	5/26/2021	22.7	0	7%	68%	0.299465	24%	59%	0.0013	0.0000	0.0013
G-109492-A1	Kern	Open Hearth Fireplace	Gas Insert				TRUE	10/22/2021	11/10/2021	22.7	0	7%	68%	0.299465	31%	51%	0.0016	0.0000	0.0016
G-109500-A1	Fresno	Open Hearth Fireplace	Gas Insert				TRUE	4/14/2021	5/12/2021	22.7	0	7%	68%	0.299465	24%	59%	0.0013	0.0000	0.0013
G-109502-A1	Kern	Wood-Burning Firebox	Gas Insert				TRUE	4/23/2021	5/19/2021	22.7	0	7%	68%	0.299465	31%	51%	0.0016	0.0000	0.0016
G-109503-A1	San Joaquin	Wood-Burning Firebox	Certified Wood Insert	1.5		71 Non-Catalytic	FALSE	7/28/2021	9/22/2021	22.7	3	7%	71%	0.299465	100%	0%	0.0052	0.0001	0.0052
G-109506-A1	Fresno	Open Hearth Fireplace	Gas Insert				TRUE	4/19/2021	5/4/2021	22.7	0	7%	68%	0.299465	24%	59%	0.0013	0.0000	0.0013
G-109529-A1	Kern	Open Hearth Fireplace	Gas Insert				TRUE	12/13/2021	12/29/2021	22.7	0	7%	68%	0.299465	31%	51%	0.0016	0.0000	0.0016
G-109539-A1	Fresno	Open Hearth Fireplace	Gas Insert				FALSE	5/21/2021	7/21/2021	22.7	0	7%	68%	0.299465	100%	0%	0.0052	0.0000	0.0052
G-109541-A1	San Joaquin	Non-Certified Wood Insert	Gas Insert				TRUE	5/7/2021	7/21/2021	29.5	0	54%	68%	2.1	61%	38%	0.0290	0.0000	0.0290
G-109542-A1	Stanislaus	Open Hearth Fireplace	Gas Insert				TRUE	5/14/2021	6/17/2021	22.7	0	7%	68%	0.299465	54%	44%	0.0028	0.0000	0.0028
G-109543-A1	Fresno	Open Hearth Fireplace	Certified Wood Insert	2.3		72 Non-Catalytic	FALSE	4/22/2021	5/13/2021	22.7	4.6	7%	72%	0.299465	100%	0%	0.0052	0.0001	0.0051
G-109546-A1	Fresno	Open Hearth Fireplace	Gas Insert				TRUE	4/15/2021	7/22/2021	22.7	0	7%	68%	0.299465	24%	59%	0.0013	0.0000	0.0013
G-109547-A1	Merced	Wood-Burning Firebox	Gas Insert				TRUE	7/9/2021	8/19/2021	22.7	0	7%	68%	0.299465	68%	32%	0.0035	0.0000	0.0035
G-109567-A1	Fresno	Non-Certified Wood Insert	Gas Insert				TRUE	4/23/2021	5/26/2021	29.5	0	54%	68%	2.1	24%	59%	0.0115	0.0000	0.0115
G-109579-A1	Fresno	Wood-Burning Firebox	Gas Insert				TRUE	10/26/2021	11/10/2021	22.7	0	7%	68%	0.299465	24%	59%	0.0013	0.0000	0.0013
G-109633-A1	Fresno	Open Hearth Fireplace	Gas Insert				TRUE	5/12/2021	6/17/2021	22.7	0	7%	68%	0.299465	24%	59%	0.0013	0.0000	0.0013
G-109636-A1	Kern	Wood-Burning Firebox	Gas Insert				TRUE	4/8/2021	8/6/2021	22.7	0	7%	68%	0.299465	31%	51%	0.0016	0.0000	0.0016
G-109642-A1	Kern	Wood-Burning Firebox	Gas Insert				TRUE	6/8/2021	8/6/2021	22.7	0	7%	68%	0.299465	31%	51%	0.0016	0.0000	0.0016
G-109650-A1	Kern	Wood-Burning Firebox	Gas Insert				TRUE	6/8/2021	7/20/2021	22.7	0	7%	68%	0.299465	31%	51%	0.0016	0.0000	0.0016
G-109652-A1	San Joaquin	Open Hearth Fireplace	Gas Insert				TRUE	5/3/2021	6/9/2021	22.7	0	7%	68%	0.299465	61%	38%	0.0032	0.0000	0.0032
G-109654-A1	Fresno	Wood-Burning Firebox	Gas Insert				TRUE	4/21/2021	5/17/2021	22.7	0	7%	68%	0.299465	24%	59%	0.0013	0.0000	0.0013
G-109655-A1	Merced	Open Hearth Fireplace	Gas Insert				FALSE	4/30/2021	6/16/2021	22.7	0	7%	68%	0.299465	100%	0%	0.0052	0.0000	0.0052
G-109667-A1	Kern	Open Hearth Fireplace	Gas Insert				TRUE	4/28/2021	6/17/2021	22.7	0	7%	68%	0.299465	31%	51%	0.0016	0.0000	0.0016
G-109712-A1	Stanislaus	Wood-Burning Firebox	Gas Fireplace				TRUE	7/1/2021	9/1/2021	22.7	0	7%	68%	0.299465	54%	44%	0.0028	0.0000	0.0028
G-109714-A1	Kern	Wood-Burning Firebox	Gas Insert				TRUE	6/21/2021	7/22/2021	22.7	0	7%	68%	0.299465	31%	51%	0.0016	0.0000	0.0016
G-109715-A1	Kern	Non-Certified Wood Insert	Gas Insert				TRUE	5/14/2021	10/1/2021	29.5	0	54%	68%	2.1	31%	51%	0.0147	0.0000	0.0147
G-109717-A1	Fresno	Freestanding Non-Certified Wood Stove	Freestanding Gas Stove				FALSE	8/4/2021	9/2/2021	29.5	0	54%	68%	2.09	100%	0%	0.0475	0.0000	0.0475
G-109733-A1	Madera	Open Hearth Fireplace	Gas Insert				TRUE	5/18/2021	6/16/2021	22.7	0	7%	68%	0.299465	33%	57%	0.0017	0.0000	0.0017
G-109739-A1	Stanislaus	Open Hearth Fireplace	Gas Insert				TRUE	9/1/2021	10/1/2021	22.7	0	7%	68%	0.299465	54%	44%	0.0028	0.0000	0.0028
G-109743-A1	Kern	Open Hearth Fireplace	Gas Insert				TRUE	4/21/2021	5/20/2021	22.7	0	7%	68%	0.299465	31%	51%	0.0016	0.0000	0.0016
G-109746-A1	Kern	Wood-Burning Firebox	Gas Insert				TRUE	5/13/2021	7/20/2021	22.7	0	7%	68%	0.299465	31%	51%	0.0016	0.0000	0.0016
G-109751-A1	Merced	Non-Certified Wood Insert	Gas Insert				TRUE	10/14/2021	11/3/2021	29.5	0	54%	68%	2.1	68%	32%	0.0322	0.0000	0.0322
G-109789-A1	San Joaquin	Open Hearth Fireplace	Gas Insert				TRUE	5/3/2021	6/17/2021	22.7	0	7%	68%	0.299465	61%	38%	0.0032	0.0000	0.0032
G-109800-A1	Fresno	Open Hearth Fireplace	Gas Insert				TRUE	5/14/2021	6/27/2021	22.7	0	7%	68%	0.299465	24%	59%	0.0013	0.0000	0.0013
G-109806-A1	Fresno	Open Hearth Fireplace	Gas Insert				TRUE	4/17/2021	5/12/2021	22.7	0	7%	68%	0.299465	24%	59%	0.0013	0.0000	0.0013
G-109809-A1	Tulare	Wood-Burning Firebox	Gas Insert				TRUE	5/5/2021	6/17/2021	22.7	0	7%	68%	0.299465	53%	43%	0.0028	0.0000	0.0028
G-109812-A1	Stanislaus	Non-Certified Pellet Insert	Gas Insert				TRUE	5/6/2021	8/19/2021	2.9	0	68%	68%	2.1	54%	44%	0.0025	0.0000	0.0025
G-109819-A1	Stanislaus	Open Hearth Fireplace	Gas Insert				TRUE	4/15/2021	5/12/2021	22.7	0	7%	68%	0.299465	54%	44%	0.0028	0.0000	0.0028
G-109820-A1	Madera	Wood-Burning Firebox	Gas Insert				FALSE	7/29/2021	8/19/2021	22.7	0	7%	68%	0.299465	100%	0%	0.0052	0.0000	0.0052
G-109849-A1	Tulare	Open Hearth Fireplace	Gas Insert				TRUE	9/30/2021	10/15/2021	22.7	0	7%	68%	0.299465	53%	43%	0.0028	0.0000	0.0028
G-109850-A1	San Joaquin	Wood-Burning Firebox	Gas Insert				FALSE	5/15/2021	6/17/2021	22.7	0	7%	68%	0.299465	100%	0%	0.0052	0.0000	0.0052
G-109907-A1	Fresno	Open Hearth Fireplace	Gas Insert				TRUE	5/1/2021	5/26/2021	22.7	0	7%	68%	0.299465	24%	59%	0.0013	0.0000	0.0013
G-109931-A1	Fresno	Wood-Burning Firebox	Gas Insert				TRUE	5/15/2021	6/27/2021	22.7	0	7%	68%	0.299465	24%	59%	0.0013	0.0000	0.0013
G-109989-A1	Fresno	Open Hearth Fireplace	Gas Insert				TRUE	5/12/2021	6/27/2021	22.7	0	7%	68%	0.299465	24%	59%	0.0013	0.0000	0.0013
G-109990-A1	Fresno	Wood-Burning Firebox	Gas Insert				TRUE	4/16/2021	5/12/2021	22.7	0	7%	68%	0.299465	24%	59%	0.0013	0.0000	0.0013
G-109995-A1	Stanislaus	Open Hearth Fireplace	Gas Insert				TRUE	5/4/2021	6/17/2021	22.7	0	7%	68%	0.299465	54%	44%	0.0028	0.0000	0.0028
G-109999-A1	Stanislaus	Open Hearth Fireplace	Gas Insert				TRUE	9/3/2021	10/15/2021	22.7	0	7%	68%	0.299465	54%	44%	0.0028	0.0000	0.0028
G-110000-A1	Tulare	Wood-Burning Firebox	Gas Insert				FALSE	5/7/2021	6/8/2021	22.7	0	7%	68%	0.299465	100%	0%	0.0052	0.0000	0.0052
G-110002-A1	Stanislaus	Open Hearth Fireplace	Gas Insert				TRUE	6/17/2021	7/22/2021	22.7	0	7%	68%	0.299465	54%	44%	0.0028	0.0000	0.0028
G-110005-A1	Kern	Wood-Burning Firebox	Gas Insert				TRUE	5/26/2021	7/21/2021	22.7	0	7%	68%	0.299465	31%	51%	0.0016	0.0000	0.0016
G-110119-A1	Fresno	Non-Certified Pellet Insert	Certified Pellet Insert	0.98		76 Non-Catalytic	FALSE	4/23/2021	6/16/2021	2.9	1.96	68%	76%	2.1	100%	0%	0.0047	0.0028	0.0019
G-110121-A1	Tulare	Open Hearth Fireplace	Gas Insert				TRUE	5/4/2021	5/26/2021	22.7	0	7%	68%	0.299465	53%	43%	0.0028	0.0000	0.0028
G-110125-A1	Fresno	Open Hearth Fireplace	Gas Insert				TRUE	4/27/2021	6/8/2021	22.7	0	7%	68%	0.299465	24%	59%	0.0013	0.0000	0.0013
G-110126-A1	Fresno	Open Hearth Fireplace	Gas Insert				TRUE	4/14/2021	5/3/2021	22.7	0	7%	68%	0.299465	24%	59%	0.0013	0.0000	0.0013
G-110128-A1	Stanislaus	Open Hearth Fireplace	Gas Insert				TRUE	7/28/2021	9/1/2021	22.7	0	7%	68%	0.299465	54%				

SAN JOAQUIN VALLEY UNIFIED AIR POLLUTION CONTROL DISTRICT

2021 Annual Demonstration Report

August 31, 2022

Contract#	County	OldDeviceType	NewDeviceType	EmissionRating	OverallEfficiency	DeviceSubtype	PipedNatGa	InstallDate	ClaimDate	Emission Factor		Efficiency		FuelUse	Non-Curtailment %		Emissions (tpy PM2.5)		
										EF_Old	EF_New	Eff_Old	Eff_New		B_all	B_reg	Before	After	Reduction
G-110358-A1	Fresno	Open Hearth Fireplace	Gas Insert				TRUE	7/1/2021	8/6/2021	22.7	0	7%	68%	0.299465	24%	59%	0.0013	0.0000	0.0013
G-110368-A1	Kings	Open Hearth Fireplace	Gas Insert				TRUE	4/20/2021	7/21/2021	22.7	0	7%	68%	0.299465	48%	48%	0.0025	0.0000	0.0025
G-110385-A1	Tulare	Wood-Burning Firebox	Gas Fireplace				TRUE	7/14/2021	8/12/2021	22.7	0	7%	68%	0.299465	53%	43%	0.0028	0.0000	0.0028
G-110387-A1	Fresno	Wood-Burning Firebox	Gas Fireplace				FALSE	2/26/2021	7/22/2021	22.7	0	7%	68%	0.299465	100%	0%	0.0052	0.0000	0.0052
G-110388-A1	Tulare	Open Hearth Fireplace	Gas Insert				TRUE	10/30/2021	11/15/2021	22.7	0	7%	68%	0.299465	53%	43%	0.0028	0.0000	0.0028
G-110414-A1	Fresno	Open Hearth Fireplace	Gas Insert				TRUE	5/25/2021	6/27/2021	22.7	0	7%	68%	0.299465	24%	59%	0.0013	0.0000	0.0013
G-110415-A1	Fresno	Wood-Burning Firebox	Gas Insert				TRUE	5/7/2021	6/17/2021	22.7	0	7%	68%	0.299465	24%	59%	0.0013	0.0000	0.0013
G-110424-A1	Fresno	Open Hearth Fireplace	Gas Insert				TRUE	5/14/2021	6/17/2021	22.7	0	7%	68%	0.299465	24%	59%	0.0013	0.0000	0.0013
G-110442-A1	Fresno	Open Hearth Fireplace	Gas Insert				TRUE	7/15/2021	8/6/2021	22.7	0	7%	68%	0.299465	24%	59%	0.0013	0.0000	0.0013
G-110479-A1	Fresno	Wood-Burning Firebox	Gas Fireplace				TRUE	6/24/2021	7/26/2021	22.7	0	7%	68%	0.299465	24%	59%	0.0013	0.0000	0.0013
G-110480-A1	San Joaquin	Non-Certified Wood Insert	Gas Insert				TRUE	6/22/2021	8/19/2021	29.5	0	54%	68%	2.1	61%	38%	0.0290	0.0000	0.0290
G-110481-A1	Tulare	Open Hearth Fireplace	Gas Insert				TRUE	5/11/2021	6/16/2021	22.7	0	7%	68%	0.299465	53%	43%	0.0028	0.0000	0.0028
G-110482-A1	Kern	Open Hearth Fireplace	Gas Insert				TRUE	5/12/2021	6/17/2021	22.7	0	7%	68%	0.299465	31%	51%	0.0016	0.0000	0.0016
G-110484-A1	San Joaquin	Wood-Burning Firebox	Gas Fireplace				TRUE	4/16/2021	5/4/2021	22.7	0	7%	68%	0.299465	61%	38%	0.0032	0.0000	0.0032
G-110485-A1	Kern	Open Hearth Fireplace	Gas Insert				TRUE	5/14/2021	7/21/2021	22.7	0	7%	68%	0.299465	31%	51%	0.0016	0.0000	0.0016
G-110492-A1	Madera	Freestanding Non-Certified Pellet Stove	Freestanding Gas Stove				FALSE	5/20/2021	7/15/2021	2.9	0	68%	68%	2.61	100%	0%	0.0058	0.0000	0.0058
G-110497-A1	Fresno	Wood-Burning Firebox	Gas Fireplace				TRUE	6/18/2021	7/22/2021	22.7	0	7%	68%	0.299465	24%	59%	0.0013	0.0000	0.0013
G-110513-A1	Fresno	Wood-Burning Firebox	Gas Fireplace				TRUE	7/14/2021	10/1/2021	22.7	0	7%	68%	0.299465	24%	59%	0.0013	0.0000	0.0013
G-110522-A1	Fresno	Open Hearth Fireplace	Gas Insert				TRUE	11/6/2021	12/16/2021	22.7	0	7%	68%	0.299465	24%	59%	0.0013	0.0000	0.0013
G-110527-A1	San Joaquin	Wood-Burning Firebox	Gas Insert				TRUE	5/18/2021	6/27/2021	22.7	0	7%	68%	0.299465	61%	38%	0.0032	0.0000	0.0032
G-110537-A1	Fresno	Wood-Burning Firebox	Gas Insert				TRUE	6/23/2021	7/22/2021	22.7	0	7%	68%	0.299465	24%	59%	0.0013	0.0000	0.0013
G-110543-A1	Stanislaus	Open Hearth Fireplace	Certified Wood Insert	1.8		74 Non-Catalytic	TRUE	4/22/2021	6/27/2021	22.7	3.6	7%	74%	0.299465	54%	44%	0.0028	0.0000	0.0028
G-110565-A1	Kern	Wood-Burning Firebox	Gas Insert				TRUE	5/25/2021	7/20/2021	22.7	0	7%	68%	0.299465	31%	51%	0.0016	0.0000	0.0016
G-110567-A1	Kern	Freestanding Non-Certified Wood Stove	Freestanding Gas Stove				FALSE	6/25/2021	9/1/2021	29.5	0	54%	68%	1.57	100%	0%	0.0357	0.0000	0.0357
G-110568-A1	Fresno	Open Hearth Fireplace	Certified Wood Insert	1.7		73 Non-Catalytic	FALSE	4/20/2021	5/3/2021	22.7	3.4	7%	73%	0.299465	100%	0%	0.0052	0.0001	0.0052
G-110582-A1	Fresno	Open Hearth Fireplace	Gas Insert				TRUE	12/1/2021	12/28/2021	22.7	0	7%	68%	0.299465	24%	59%	0.0013	0.0000	0.0013
G-110583-A1	Fresno	Open Hearth Fireplace	Gas Insert				TRUE	5/6/2021	6/8/2021	22.7	0	7%	68%	0.299465	24%	59%	0.0013	0.0000	0.0013
G-110599-A1	Kern	Open Hearth Fireplace	Gas Insert				TRUE	4/29/2021	5/17/2021	22.7	0	7%	68%	0.299465	31%	51%	0.0016	0.0000	0.0016
G-110657-A1	Kern	Wood-Burning Firebox	Gas Insert				TRUE	6/20/2021	7/22/2021	22.7	0	7%	68%	0.299465	31%	51%	0.0016	0.0000	0.0016
G-110658-A1	Tulare	Open Hearth Fireplace	Gas Insert				FALSE	5/15/2021	6/27/2021	22.7	0	7%	68%	0.299465	100%	0%	0.0052	0.0000	0.0052
G-110661-A1	Fresno	Non-Certified Wood Insert	Gas Insert				TRUE	5/21/2021	6/16/2021	29.5	0	54%	68%	2.1	24%	59%	0.0115	0.0000	0.0115
G-110663-A1	Kern	Wood-Burning Firebox	Gas Fireplace				TRUE	5/4/2021	5/26/2021	22.7	0	7%	68%	0.299465	31%	51%	0.0016	0.0000	0.0016
G-110664-A1	Stanislaus	Open Hearth Fireplace	Gas Insert				TRUE	8/27/2021	10/1/2021	22.7	0	7%	68%	0.299465	54%	44%	0.0028	0.0000	0.0028
G-110665-A1	Stanislaus	Open Hearth Fireplace	Gas Insert				TRUE	10/5/2021	11/23/2021	22.7	0	7%	68%	0.299465	54%	44%	0.0028	0.0000	0.0028
G-110690-A1	Madera	Open Hearth Fireplace	Certified Wood Insert	1.9		78 Hybrid	FALSE	6/24/2021	7/22/2021	22.7	3.8	7%	78%	0.299465	100%	0%	0.0052	0.0001	0.0052
G-110738-A1	Stanislaus	Non-Certified Wood Insert	Gas Insert				TRUE	8/24/2021	10/14/2021	29.5	0	54%	68%	2.1	54%	44%	0.0258	0.0000	0.0258
G-110746-A1	Stanislaus	Non-Certified Wood Insert	Certified Pellet Insert	1		73 Non-Catalytic	TRUE	4/29/2021	6/27/2021	29.5	2	54%	73%	2.1	54%	44%	0.0258	0.0014	0.0244
G-110749-A1	Stanislaus	Open Hearth Fireplace	Certified Pellet Insert	1.1		66 Non-Catalytic	TRUE	4/30/2021	6/27/2021	22.7	2.2	7%	66%	0.299465	54%	44%	0.0028	0.0000	0.0028
G-110760-A1	Fresno	Open Hearth Fireplace	Gas Insert				TRUE	4/28/2021	6/8/2021	22.7	0	7%	68%	0.299465	24%	59%	0.0013	0.0000	0.0013
G-110817-A1	Fresno	Certified Pellet Insert	Gas Insert				TRUE	5/4/2021	5/26/2021	2.9	0	68%	68%	2.1	24%	59%	0.0011	0.0000	0.0011
G-110819-A1	Tulare	Wood-Burning Firebox	Gas Insert				TRUE	5/7/2021	6/8/2021	22.7	0	7%	68%	0.299465	53%	43%	0.0028	0.0000	0.0028
G-110822-A1	Madera	Open Hearth Fireplace	Gas Insert				TRUE	4/25/2021	5/19/2021	22.7	0	7%	68%	0.299465	33%	57%	0.0017	0.0000	0.0017
G-110873-A1	Fresno	Open Hearth Fireplace	Gas Insert				TRUE	5/20/2021	8/19/2021	22.7	0	7%	68%	0.299465	24%	59%	0.0013	0.0000	0.0013
G-110874-A1	Tulare	Wood-Burning Firebox	Gas Insert				TRUE	8/12/2021	9/9/2021	22.7	0	7%	68%	0.299465	53%	43%	0.0028	0.0000	0.0028
G-110875-A1	San Joaquin	Open Hearth Fireplace	Certified Pellet Insert	1.5		65 Non-Catalytic	FALSE	7/16/2021	9/1/2021	22.7	3	7%	65%	0.299465	100%	0%	0.0052	0.0001	0.0052
G-110876-A1	Fresno	Open Hearth Fireplace	Gas Insert				TRUE	6/16/2021	7/22/2021	22.7	0	7%	68%	0.299465	24%	59%	0.0013	0.0000	0.0013
G-110877-A1	Fresno	Wood-Burning Firebox	Gas Fireplace				TRUE	10/25/2021	12/28/2021	22.7	0	7%	68%	0.299465	24%	59%	0.0013	0.0000	0.0013
G-110915-A1	Tulare	Open Hearth Fireplace	Gas Insert				TRUE	5/8/2021	6/8/2021	22.7	0	7%	68%	0.299465	53%	43%	0.0028	0.0000	0.0028
G-110916-A1	Stanislaus	Open Hearth Fireplace	Gas Insert				TRUE	7/19/2021	10/15/2021	22.7	0	7%	68%	0.299465	54%	44%	0.0028	0.0000	0.0028
G-110917-A1	Kern	Wood-Burning Firebox	Gas Insert				TRUE	7/25/2021	9/1/2021	22.7	0	7%	68%	0.299465	31%	51%	0.0016	0.0000	0.0016
G-110924-A1	Fresno	Open Hearth Fireplace	Gas Insert				TRUE	4/28/2021	6/9/2021	22.7	0	7%	68%	0.299465	24%	59%	0.0013	0.0000	0.0013
G-110934-A1	Madera	Non-Certified Wood Insert	Gas Insert				TRUE	6/10/2021	7/20/2021	29.5	0	54%	68%	2.1	33%	57%	0.0159	0.0000	0.0159
G-110935-A1	Kern	Wood-Burning Firebox	Gas Insert				TRUE	8/4/2021	10/27/2021	22.7	0	7%	68%	0.299465	31%	51%	0.0016	0.0000	0.0016
G-110936-A1	Fresno	Wood-Burning Firebox	Gas Insert				TRUE	5/27/2021	7/21/2021	22.7	0	7%	68%	0.299465	24%	59%	0.0013	0.0000	0.0013
G-110937-A1	Tulare	Open Hearth Fireplace	Gas Insert				TRUE	4/30/2021	5/26/2021	22.7	0	7%	68%	0.299465	53%	43%	0.0028	0.0000	0.0028
G-110947-A1	Fresno	Wood-Burning Firebox	Gas Insert				TRUE	5/13/2021	6/8/2021	22.7	0	7%	68%	0.299465	24%	59%	0.0013	0.0000	0.0013
G-111071-A1	Fresno	Open Hearth Fireplace	Gas Insert				TRUE	5/15/2021	6/16/2021	22.7	0	7%	68%	0.299465	24%	59%	0.0013	0.0000	0.0013
G-111107-A1	Kern	Open Hearth Fireplace	Gas Insert				TRUE	4/29/2021	7/20/2021	22.7	0	7%	68%	0.299465	31%	51%	0.0016	0.0000	0.0016
G-111136-A1	Fresno	Open Hearth Fireplace	Gas Insert				TRUE	7/15/2021	9/1/2021	22.7	0	7%	68%	0.299465	24%	59%	0.0013	0.0000	0.0013
G-111138-A1	Fresno	Open Hearth Fireplace	Gas Insert				TRUE	11/20/2021	12/28/2021	22.7	0	7%	68%	0.299465	24%	59%	0.0013	0.0000	0.0013
G-111194-A1	Fresno	Certified Pellet Insert	Gas Insert				TRUE	5/22/2021	7/21/2021	2.9	0	68%	68%	2.1	24%	59%	0.0011	0.0000	0.0011
G-111195-A1	Fresno	Wood-Burning Firebox	Gas Insert				TRUE	6/25/2021	7/22/2021	22.7	0	7%	68%	0.299465	24%	59%	0.0013	0.0000	0.0013
G-111197-A1	Kern	Wood-Burning Firebox	Gas Insert				TRUE	6/3/2021	7/20/2021	22.7	0	7%	68%	0.299465	31%	51%	0.0016	0.0000	0.0016
G-111262-A1	San Joaquin	Wood-Burning Firebox	Gas Fireplace				TRUE	5/28/2021	7/22/2021	22.7	0	7%	68%	0.299465	61%	38%	0.0032	0.0000	0.0032
G-111264-A1	Kern	Freestanding Non-Certified Wood Stove	Freestanding Certified Pellet Stove	0.95		77 Non-Catalytic	FALSE	5/21/2021	6/27/2021	29.5	1.9	54%	77%	1.57	100%	0%	0.0357	0.0016	0.0341
G-111268-A1	Fresno	Open Hearth Fireplace	Gas Insert				TRUE	5/5/2021	7/20/2021	22.7	0	7%	68%	0.299465	24%	59%	0.0013	0.0000	0.0013
G-111269-A1	Fresno	Wood-Burning Firebox	Gas Insert				TRUE	5/10/2021	6/28/2021	22.7	0	7%	68%	0.299465	24%	59%	0.0013	0.0000	0.0013
G-111270-A1	San Joaquin	Freestanding Non-Certified Wood Stove	Gas Fireplace				TRUE	8/9											

SAN JOAQUIN VALLEY UNIFIED AIR POLLUTION CONTROL DISTRICT

2021 Annual Demonstration Report

August 31, 2022

Contract#	County	OldDeviceType	NewDeviceType	EmissionRating	OverallEfficiency	DeviceSubtype	PipedNatGa	InstallDate	ClaimDate	Emission Factor		Efficiency		FuelUse	Non-Curtailment %		Emissions (tpy PM2.5)		
										EF_Old	EF_New	Eff_Old	Eff_New		B_all	B_reg	Before	After	Reduction
G-111746-A1	Kern	Open Hearth Fireplace	Gas Insert				TRUE	11/1/2021	12/1/2021	22.7	0	7%	68%	0.299465	31%	51%	0.0016	0.0000	0.0016
G-111760-A1	Kern	Wood-Burning Firebox	Gas Insert				TRUE	5/20/2021	6/27/2021	22.7	0	7%	68%	0.299465	31%	51%	0.0016	0.0000	0.0016
G-111772-A1	Fresno	Open Hearth Fireplace	Gas Insert				TRUE	6/16/2021	7/22/2021	22.7	0	7%	68%	0.299465	24%	59%	0.0013	0.0000	0.0013
G-111835-A1	Fresno	Open Hearth Fireplace	Gas Insert				TRUE	6/7/2021	7/22/2021	22.7	0	7%	68%	0.299465	24%	59%	0.0013	0.0000	0.0013
G-111841-A1	Fresno	Open Hearth Fireplace	Gas Insert				TRUE	11/15/2021	12/28/2021	22.7	0	7%	68%	0.299465	24%	59%	0.0013	0.0000	0.0013
G-111895-A1	Fresno	Wood-Burning Firebox	Gas Insert				TRUE	7/1/2021	8/6/2021	22.7	0	7%	68%	0.299465	24%	59%	0.0013	0.0000	0.0013
G-111901-A1	Merced	Open Hearth Fireplace	Certified Wood Insert	2.3		72 Non-Catalytic	TRUE	7/22/2021	7/15/2021	22.7	4.6	7%	72%	0.299465	68%	32%	0.0035	0.0001	0.0035
G-111903-A1	Merced	Open Hearth Fireplace	Certified Wood Insert	2.3		72 Non-Catalytic	TRUE	5/21/2021	6/16/2021	22.7	4.6	7%	72%	0.299465	68%	32%	0.0035	0.0001	0.0035
G-111905-A1	Kern	Wood-Burning Firebox	Certified Wood Insert	2.3		72 Non-Catalytic	FALSE	5/28/2021	6/16/2021	22.7	4.6	7%	72%	0.299465	100%	0%	0.0052	0.0001	0.0051
G-111914-A1	San Joaquin	Wood-Burning Firebox	Gas Insert				TRUE	6/8/2021	7/21/2021	22.7	0	7%	68%	0.299465	61%	38%	0.0032	0.0000	0.0032
G-111918-A1	Madera	Wood-Burning Firebox	Certified Wood Insert	2.3		72 Non-Catalytic	FALSE	5/26/2021	6/16/2021	22.7	4.6	7%	72%	0.299465	100%	0%	0.0052	0.0001	0.0051
G-111927-A1	Madera	Open Hearth Fireplace	Certified Wood Insert	2.3		72 Non-Catalytic	FALSE	10/9/2021	11/5/2021	22.7	4.6	7%	72%	0.299465	100%	0%	0.0052	0.0001	0.0051
G-111928-A1	Fresno	Open Hearth Fireplace	Gas Insert				TRUE	8/20/2021	10/15/2021	22.7	0	7%	68%	0.299465	24%	59%	0.0013	0.0000	0.0013
G-111929-A1	Madera	Freestanding Non-Certified Wood Stove	Freestanding Certified Wood Stove	1.1		77 Non-Catalytic	FALSE	10/14/2021	11/3/2021	29.5	2.2	54%	77%	2.61	100%	0%	0.0593	0.0031	0.0562
G-111934-A1	Fresno	Open Hearth Fireplace	Gas Insert				TRUE	6/2/2021	6/17/2021	22.7	0	7%	68%	0.299465	24%	59%	0.0013	0.0000	0.0013
G-111943-A1	Tulare	Wood-Burning Firebox	Gas Insert				TRUE	7/6/2021	8/5/2021	22.7	0	7%	68%	0.299465	53%	43%	0.0028	0.0000	0.0028
G-111958-A1	Kern	Wood-Burning Firebox	Gas Insert				TRUE	8/3/2021	9/1/2021	22.7	0	7%	68%	0.299465	31%	51%	0.0016	0.0000	0.0016
G-111979-A1	Fresno	Open Hearth Fireplace	Certified Wood Insert	1.7		76 Hybrid	FALSE	7/2/2021	8/12/2021	22.7	3.4	7%	76%	0.299465	100%	0%	0.0052	0.0001	0.0052
G-111980-A1	Kern	Wood-Burning Firebox	Gas Insert				TRUE	11/5/2021	11/23/2021	22.7	0	7%	68%	0.299465	31%	51%	0.0016	0.0000	0.0016
G-111981-A1	San Joaquin	Open Hearth Fireplace	Gas Insert				TRUE	7/14/2021	8/12/2021	22.7	0	7%	68%	0.299465	61%	38%	0.0032	0.0000	0.0032
G-112001-A1	Fresno	Open Hearth Fireplace	Gas Insert				TRUE	7/30/2021	9/1/2021	22.7	0	7%	68%	0.299465	24%	59%	0.0013	0.0000	0.0013
G-112028-A1	Stanislaus	Open Hearth Fireplace	Certified Wood Insert	2.3		72 Non-Catalytic	TRUE	5/14/2021	6/17/2021	22.7	4.6	7%	72%	0.299465	54%	44%	0.0028	0.0001	0.0028
G-112054-A1	Fresno	Open Hearth Fireplace	Gas Insert				TRUE	7/21/2021	8/12/2021	22.7	0	7%	68%	0.299465	24%	59%	0.0013	0.0000	0.0013
G-112069-A1	Tulare	Wood-Burning Firebox	Gas Insert				TRUE	9/10/2021	10/15/2021	22.7	0	7%	68%	0.299465	53%	43%	0.0028	0.0000	0.0028
G-112074-A1	Kern	Wood-Burning Firebox	Gas Fireplace				TRUE	6/1/2021	7/21/2021	22.7	0	7%	68%	0.299465	31%	51%	0.0016	0.0000	0.0016
G-112085-A1	Stanislaus	Wood-Burning Firebox	Certified Wood Insert	2.3		72 Non-Catalytic	TRUE	5/29/2021	6/16/2021	22.7	4.6	7%	72%	0.299465	54%	44%	0.0028	0.0001	0.0028
G-112097-A1	Kern	Wood-Burning Firebox	Gas Fireplace				TRUE	8/3/2021	9/22/2021	22.7	0	7%	68%	0.299465	31%	51%	0.0016	0.0000	0.0016
G-112112-A1	Fresno	Wood-Burning Firebox	Gas Insert				TRUE	10/15/2021	11/5/2021	22.7	0	7%	68%	0.299465	24%	59%	0.0013	0.0000	0.0013
G-112149-A1	Fresno	Wood-Burning Firebox	Gas Insert				TRUE	10/23/2021	11/5/2021	22.7	0	7%	68%	0.299465	24%	59%	0.0013	0.0000	0.0013
G-112150-A1	Tulare	Open Hearth Fireplace	Gas Insert				TRUE	7/13/2021	8/5/2021	22.7	0	7%	68%	0.299465	53%	43%	0.0028	0.0000	0.0028
G-112153-A1	Kern	Non-Certified Wood Insert	Gas Insert				TRUE	7/17/2021	7/22/2021	29.5	0	54%	68%	2.1	31%	51%	0.0147	0.0000	0.0147
G-112158-A1	Madera	Open Hearth Fireplace	Gas Insert				TRUE	7/30/2021	9/8/2021	22.7	0	7%	68%	0.299465	33%	57%	0.0017	0.0000	0.0017
G-112202-A1	Kern	Open Hearth Fireplace	Gas Insert				TRUE	8/16/2021	10/1/2021	22.7	0	7%	68%	0.299465	31%	51%	0.0016	0.0000	0.0016
G-112218-A1	Kern	Open Hearth Fireplace	Gas Insert				TRUE	6/7/2021	7/22/2021	22.7	0	7%	68%	0.299465	31%	51%	0.0016	0.0000	0.0016
G-112219-A1	Kern	Open Hearth Fireplace	Gas Insert				TRUE	6/1/2021	7/21/2021	22.7	0	7%	68%	0.299465	31%	51%	0.0016	0.0000	0.0016
G-112278-A1	Kern	Wood-Burning Firebox	Gas Fireplace				TRUE	7/29/2021	9/9/2021	22.7	0	7%	68%	0.299465	31%	51%	0.0016	0.0000	0.0016
G-112285-A1	San Joaquin	Wood-Burning Firebox	Gas Insert				TRUE	8/30/2021	9/22/2021	22.7	0	7%	68%	0.299465	61%	38%	0.0032	0.0000	0.0032
G-112287-A1	Kern	Wood-Burning Firebox	Gas Insert				TRUE	6/3/2021	8/5/2021	22.7	0	7%	68%	0.299465	31%	51%	0.0016	0.0000	0.0016
G-112291-A1	Madera	Open Hearth Fireplace	Gas Insert				TRUE	10/21/2021	11/9/2021	22.7	0	7%	68%	0.299465	33%	57%	0.0017	0.0000	0.0017
G-112315-A1	Fresno	Wood-Burning Firebox	Gas Insert				TRUE	6/15/2021	7/15/2021	22.7	0	7%	68%	0.299465	24%	59%	0.0013	0.0000	0.0013
G-112330-A1	Stanislaus	Open Hearth Fireplace	Gas Insert				TRUE	8/16/2021	10/1/2021	22.7	0	7%	68%	0.299465	54%	44%	0.0028	0.0000	0.0028
G-112371-A1	San Joaquin	Non-Certified Wood Insert	Gas Insert				TRUE	8/5/2021	10/20/2021	29.5	0	54%	68%	2.1	61%	38%	0.0290	0.0000	0.0290
G-112436-A1	Kern	Open Hearth Fireplace	Gas Insert				TRUE	6/10/2021	9/1/2021	22.7	0	7%	68%	0.299465	31%	51%	0.0016	0.0000	0.0016
G-112437-A1	Fresno	Non-Certified Wood Insert	Gas Insert				TRUE	11/5/2021	11/23/2021	29.5	0	54%	68%	2.1	24%	59%	0.0115	0.0000	0.0115
G-112443-A1	San Joaquin	Open Hearth Fireplace	Gas Insert				TRUE	6/1/2021	7/22/2021	22.7	0	7%	68%	0.299465	61%	38%	0.0032	0.0000	0.0032
G-112449-A1	Fresno	Wood-Burning Firebox	Gas Insert				TRUE	7/19/2021	10/15/2021	22.7	0	7%	68%	0.299465	24%	59%	0.0013	0.0000	0.0013
G-112457-A1	Kern	Wood-Burning Firebox	Gas Insert				TRUE	10/2/2021	10/27/2021	22.7	0	7%	68%	0.299465	31%	51%	0.0016	0.0000	0.0016
G-112470-A1	Tulare	Wood-Burning Firebox	Gas Insert				TRUE	6/9/2021	7/21/2021	22.7	0	7%	68%	0.299465	53%	43%	0.0028	0.0000	0.0028
G-112471-A1	Fresno	Open Hearth Fireplace	Gas Insert				TRUE	5/29/2021	6/17/2021	22.7	0	7%	68%	0.299465	24%	59%	0.0013	0.0000	0.0013
G-112477-A1	Fresno	Wood-Burning Firebox	Gas Insert				TRUE	7/22/2021	8/12/2021	22.7	0	7%	68%	0.299465	24%	59%	0.0013	0.0000	0.0013
G-112492-A1	Kern	Open Hearth Fireplace	Certified Pellet Insert	1.1		76 Non-Catalytic	FALSE	7/7/2021	9/1/2021	22.7	2.2	7%	76%	0.299465	100%	0%	0.0052	0.0000	0.0052
G-112494-A1	Stanislaus	Open Hearth Fireplace	Gas Insert				TRUE	8/20/2021	9/22/2021	22.7	0	7%	68%	0.299465	54%	44%	0.0028	0.0000	0.0028
G-112513-A1	Fresno	Open Hearth Fireplace	Gas Insert				TRUE	7/16/2021	8/12/2021	22.7	0	7%	68%	0.299465	24%	59%	0.0013	0.0000	0.0013
G-112524-A1	Fresno	Open Hearth Fireplace	Gas Insert				TRUE	9/13/2021	11/10/2021	22.7	0	7%	68%	0.299465	24%	59%	0.0013	0.0000	0.0013
G-112542-A1	Fresno	Open Hearth Fireplace	Gas Insert				TRUE	6/11/2021	7/22/2021	22.7	0	7%	68%	0.299465	24%	59%	0.0013	0.0000	0.0013
G-112543-A1	Stanislaus	Open Hearth Fireplace	Gas Insert				FALSE	6/8/2021	6/27/2021	22.7	0	7%	68%	0.299465	100%	0%	0.0052	0.0000	0.0052
G-112546-A1	Fresno	Wood-Burning Firebox	Gas Insert				TRUE	7/20/2021	8/12/2021	22.7	0	7%	68%	0.299465	24%	59%	0.0013	0.0000	0.0013
G-112558-A1	Madera	Freestanding Non-Certified Wood Stove	Freestanding Certified Wood Stove	1.8		74 Non-Catalytic	FALSE	9/30/2021	11/23/2021	29.5	3.6	54%	74%	2.61	100%	0%	0.0593	0.0053	0.0540
G-112576-A1	Kern	Open Hearth Fireplace	Gas Insert				TRUE	7/29/2021	8/25/2021	22.7	0	7%	68%	0.299465	31%	51%	0.0016	0.0000	0.0016
G-112598-A1	Kern	Open Hearth Fireplace	Gas Insert				TRUE	6/3/2021	10/15/2021	22.7	0	7%	68%	0.299465	31%	51%	0.0016	0.0000	0.0016
G-112605-A1	Tulare	Freestanding Non-Certified Wood Stove	Freestanding Certified Wood Stove	0.5		78 Hybrid	FALSE	8/21/2021	10/4/2021	29.5	1	54%	78%	2.4	100%	0%	0.0545	0.0013	0.0532
G-112623-A1	Kern	Open Hearth Fireplace	Gas Insert				TRUE	7/5/2021	8/6/2021	22.7	0	7%	68%	0.299465	31%	51%	0.0016	0.0000	0.0016
G-112626-A1	Fresno	Non-Certified Wood Insert	Gas Insert				TRUE	10/5/2021	11/10/2021	29.5	0	54%	68%	2.1	24%	59%	0.0115	0.0000	0.0115
G-112631-A1	Merced	Open Hearth Fireplace	Gas Insert				TRUE	7/31/2021	8/19/2021	22.7	0	7%	68%	0.299465	68%	32%	0.0035	0.0000	0.0035
G-112649-A1	Fresno	Open Hearth Fireplace	Gas Insert				TRUE	10/1/2021	12/1/2021	22.7	0	7%	68%	0.299465	24%	59%	0.0013	0.0000	0.0013
G-112674-A1	Madera	Freestanding Non-Certified Wood Stove	Freestanding Certified Wood Stove	2.3		72 Non-Catalytic	FALSE	8/27/2021	9/8/2021	29.5	4.6	54%	72%	2.61	100%	0%	0.0593	0.0069	0.0524
G-112678-A1	Fresno	Wood-Burning Firebox	Gas Insert				TRUE	8/26/2021	10/4/2021	22.7	0	7%	68%	0.299465	24%	59%	0.0013	0.	

SAN JOAQUIN VALLEY UNIFIED AIR POLLUTION CONTROL DISTRICT

2021 Annual Demonstration Report

August 31, 2022

Contract#	County	OldDeviceType	NewDeviceType	EmissionRating	OverallEfficiency	DeviceSubtype	PipedNatG	InstallDate	ClaimDate	Emission Factor		Efficiency		FuelUse	Non-Curtailment %		Emissions (tpy PM2.5)		
										EF_Old	EF_New	Eff_Old	Eff_New		B _{all}	B _{reg}	Before	After	Reduction
G-113079-A1	Fresno	Wood-Burning Firebox	Gas Insert				TRUE	7/28/2021	9/1/2021	22.7	0	7%	68%	0.299465	24%	59%	0.0013	0.0000	0.0013
G-113099-A1	San Joaquin	Wood-Burning Firebox	Gas Insert				TRUE	11/16/2021	12/28/2021	22.7	0	7%	68%	0.299465	61%	38%	0.0032	0.0000	0.0032
G-113104-A1	Fresno	Open Hearth Fireplace	Gas Insert				TRUE	11/13/2021	12/16/2021	22.7	0	7%	68%	0.299465	24%	59%	0.0013	0.0000	0.0013
G-113113-A1	Fresno	Wood-Burning Firebox	Gas Insert				TRUE	7/29/2021	8/25/2021	22.7	0	7%	68%	0.299465	24%	59%	0.0013	0.0000	0.0013
G-113115-A1	Kern	Wood-Burning Firebox	Gas Fireplace				TRUE	7/6/2021	8/6/2021	22.7	0	7%	68%	0.299465	31%	51%	0.0016	0.0000	0.0016
G-113118-A1	Kern	Open Hearth Fireplace	Gas Insert				TRUE	7/12/2021	8/12/2021	22.7	0	7%	68%	0.299465	31%	51%	0.0016	0.0000	0.0016
G-113119-A1	Kern	Open Hearth Fireplace	Gas Insert				TRUE	7/18/2021	9/8/2021	22.7	0	7%	68%	0.299465	31%	51%	0.0016	0.0000	0.0016
G-113121-A1	Merced	Open Hearth Fireplace	Gas Insert				TRUE	9/1/2021	9/22/2021	22.7	0	7%	68%	0.299465	68%	32%	0.0035	0.0000	0.0035
G-113124-A1	Fresno	Wood-Burning Firebox	Gas Insert				TRUE	8/18/2021	9/22/2021	22.7	0	7%	68%	0.299465	24%	59%	0.0013	0.0000	0.0013
G-113130-A1	Fresno	Open Hearth Fireplace	Gas Insert				TRUE	7/8/2021	8/6/2021	22.7	0	7%	68%	0.299465	24%	59%	0.0013	0.0000	0.0013
G-113131-A1	Fresno	Non-Certified Wood Insert	Gas Insert				TRUE	10/7/2021	12/28/2021	29.5	0	54%	68%	2.1	24%	59%	0.0115	0.0000	0.0115
G-113170-A1	Madera	Freestanding Non-Certified Wood Stove	Freestanding Certified Wood Stove	1.4		74 Non-Catalytic	FALSE	9/8/2021	10/27/2021	29.5	2.8	54%	74%	2.61	100%	0%	0.0593	0.0041	0.0552
G-113171-A1	Madera	Wood-Burning Firebox	Gas Insert				TRUE	6/26/2021	7/15/2021	22.7	0	7%	68%	0.299465	33%	57%	0.0017	0.0000	0.0017
G-113180-A1	Madera	Wood-Burning Firebox	Gas Insert				FALSE	7/22/2021	8/12/2021	22.7	0	7%	68%	0.299465	100%	0%	0.0052	0.0000	0.0052
G-113181-A1	Fresno	Open Hearth Fireplace	Gas Insert				TRUE	7/19/2021	8/12/2021	22.7	0	7%	68%	0.299465	24%	59%	0.0013	0.0000	0.0013
G-113182-A1	Madera	Wood-Burning Firebox	Gas Insert				TRUE	6/18/2021	7/15/2021	22.7	0	7%	68%	0.299465	33%	57%	0.0017	0.0000	0.0017
G-113189-A1	Fresno	Open Hearth Fireplace	Gas Insert				TRUE	7/29/2021	8/25/2021	22.7	0	7%	68%	0.299465	24%	59%	0.0013	0.0000	0.0013
G-113200-A1	Fresno	Open Hearth Fireplace	Gas Insert				TRUE	6/24/2021	7/26/2021	22.7	0	7%	68%	0.299465	24%	59%	0.0013	0.0000	0.0013
G-113206-A1	Stanislaus	Wood-Burning Firebox	Gas Fireplace				TRUE	9/13/2021	10/27/2021	22.7	0	7%	68%	0.299465	54%	44%	0.0028	0.0000	0.0028
G-113209-A1	Fresno	Non-Certified Wood Insert	Gas Insert				TRUE	7/28/2021	8/12/2021	29.5	0	54%	68%	2.1	24%	59%	0.0115	0.0000	0.0115
G-113211-A1	Kern	Wood-Burning Firebox	Gas Fireplace				TRUE	6/9/2021	8/12/2021	22.7	0	7%	68%	0.299465	31%	51%	0.0016	0.0000	0.0016
G-113219-A1	Fresno	Open Hearth Fireplace	Gas Insert				TRUE	10/26/2021	11/23/2021	22.7	0	7%	68%	0.299465	24%	59%	0.0013	0.0000	0.0013
G-113226-A1	Fresno	Wood-Burning Firebox	Gas Insert				TRUE	7/22/2021	9/8/2021	22.7	0	7%	68%	0.299465	24%	59%	0.0013	0.0000	0.0013
G-113247-A1	Fresno	Open Hearth Fireplace	Gas Insert				TRUE	7/14/2021	8/6/2021	22.7	0	7%	68%	0.299465	24%	59%	0.0013	0.0000	0.0013
G-113248-A1	Fresno	Open Hearth Fireplace	Gas Insert				TRUE	8/18/2021	11/23/2021	22.7	0	7%	68%	0.299465	24%	59%	0.0013	0.0000	0.0013
G-113296-A1	Fresno	Wood-Burning Firebox	Gas Insert				TRUE	11/11/2021	12/16/2021	22.7	0	7%	68%	0.299465	24%	59%	0.0013	0.0000	0.0013
G-113301-A1	Stanislaus	Open Hearth Fireplace	Gas Insert				TRUE	8/18/2021	9/22/2021	22.7	0	7%	68%	0.299465	54%	44%	0.0028	0.0000	0.0028
G-113342-A1	Fresno	Open Hearth Fireplace	Gas Insert				TRUE	8/6/2021	9/8/2021	22.7	0	7%	68%	0.299465	24%	59%	0.0013	0.0000	0.0013
G-113357-A1	Fresno	Open Hearth Fireplace	Gas Insert				TRUE	8/13/2021	9/22/2021	22.7	0	7%	68%	0.299465	24%	59%	0.0013	0.0000	0.0013
G-113365-A1	Tulare	Wood-Burning Firebox	Gas Insert				TRUE	7/6/2021	7/26/2021	22.7	0	7%	68%	0.299465	53%	43%	0.0028	0.0000	0.0028
G-113374-A1	Fresno	Wood-Burning Firebox	Gas Insert				TRUE	8/5/2021	9/8/2021	22.7	0	7%	68%	0.299465	24%	59%	0.0013	0.0000	0.0013
G-113384-A1	Kern	Open Hearth Fireplace	Gas Insert				TRUE	8/18/2021	9/22/2021	22.7	0	7%	68%	0.299465	31%	51%	0.0016	0.0000	0.0016
G-113426-A1	Fresno	Certified Wood Insert	Gas Insert				TRUE	8/5/2021	9/20/2021	14.5785	0	68%	68%	2.1	24%	59%	0.0057	0.0000	0.0057
G-113442-A1	Madera	Non-Certified Wood Insert	Gas Insert				TRUE	6/24/2021	7/22/2021	29.5	0	54%	68%	2.1	33%	57%	0.0159	0.0000	0.0159
G-113476-A1	Fresno	Open Hearth Fireplace	Gas Insert				TRUE	7/30/2021	8/25/2021	22.7	0	7%	68%	0.299465	24%	59%	0.0013	0.0000	0.0013
G-113482-A1	Fresno	Wood-Burning Firebox	Gas Insert				TRUE	8/23/2021	9/22/2021	22.7	0	7%	68%	0.299465	24%	59%	0.0013	0.0000	0.0013
G-113498-A1	Fresno	Non-Certified Wood Insert	Gas Insert				TRUE	6/24/2021	7/22/2021	29.5	0	54%	68%	2.1	24%	59%	0.0115	0.0000	0.0115
G-113500-A1	Tulare	Open Hearth Fireplace	Gas Insert				TRUE	10/8/2021	11/9/2021	22.7	0	7%	68%	0.299465	53%	43%	0.0028	0.0000	0.0028
G-113511-A1	Fresno	Open Hearth Fireplace	Gas Insert				TRUE	7/3/2021	8/12/2021	22.7	0	7%	68%	0.299465	24%	59%	0.0013	0.0000	0.0013
G-113512-A1	Tulare	Open Hearth Fireplace	Gas Insert				TRUE	7/10/2021	8/5/2021	22.7	0	7%	68%	0.299465	53%	43%	0.0028	0.0000	0.0028
G-113561-A1	Fresno	Open Hearth Fireplace	Gas Insert				TRUE	8/13/2021	9/20/2021	22.7	0	7%	68%	0.299465	24%	59%	0.0013	0.0000	0.0013
G-113562-A1	Merced	Open Hearth Fireplace	Gas Insert				TRUE	7/15/2021	8/11/2021	22.7	0	7%	68%	0.299465	68%	32%	0.0035	0.0000	0.0035
G-113585-A1	San Joaquin	Wood-Burning Firebox	Gas Insert				TRUE	7/21/2021	8/12/2021	22.7	0	7%	68%	0.299465	61%	38%	0.0032	0.0000	0.0032
G-113589-A1	Kern	Wood-Burning Firebox	Gas Insert				TRUE	7/1/2021	7/15/2021	22.7	0	7%	68%	0.299465	31%	51%	0.0016	0.0000	0.0016
G-113605-A1	Fresno	Non-Certified Wood Insert	Certified Wood Insert	1.8		74 Non-Catalytic	FALSE	10/28/2021	11/23/2021	29.5	3.6	54%	74%	2.1	100%	0%	0.0477	0.0042	0.0435
G-113617-A1	Fresno	Open Hearth Fireplace	Gas Insert				TRUE	7/27/2021	8/12/2021	22.7	0	7%	68%	0.299465	24%	59%	0.0013	0.0000	0.0013
G-113637-A1	Fresno	Open Hearth Fireplace	Gas Insert				TRUE	10/1/2021	10/27/2021	22.7	0	7%	68%	0.299465	24%	59%	0.0013	0.0000	0.0013
G-113639-A1	Fresno	Open Hearth Fireplace	Gas Insert				TRUE	6/30/2021	7/26/2021	22.7	0	7%	68%	0.299465	24%	59%	0.0013	0.0000	0.0013
G-113643-A1	Fresno	Open Hearth Fireplace	Gas Insert				TRUE	9/13/2021	10/27/2021	22.7	0	7%	68%	0.299465	24%	59%	0.0013	0.0000	0.0013
G-113659-A1	Stanislaus	Open Hearth Fireplace	Gas Insert				TRUE	7/2/2021	7/26/2021	22.7	0	7%	68%	0.299465	54%	44%	0.0028	0.0000	0.0028
G-113661-A1	Kern	Wood-Burning Firebox	Gas Insert				TRUE	9/2/2021	10/4/2021	22.7	0	7%	68%	0.299465	31%	51%	0.0016	0.0000	0.0016
G-113663-A1	Kern	Open Hearth Fireplace	Gas Insert				TRUE	10/29/2021	11/10/2021	22.7	0	7%	68%	0.299465	31%	51%	0.0016	0.0000	0.0016
G-113665-A1	Fresno	Open Hearth Fireplace	Gas Insert				TRUE	7/30/2021	8/19/2021	22.7	0	7%	68%	0.299465	24%	59%	0.0013	0.0000	0.0013
G-113666-A1	Kern	Open Hearth Fireplace	Gas Insert				TRUE	7/9/2021	8/6/2021	22.7	0	7%	68%	0.299465	31%	51%	0.0016	0.0000	0.0016
G-113672-A1	Kern	Wood-Burning Firebox	Certified Pellet Insert	1.1		66 Non-Catalytic	FALSE	7/15/2021	8/6/2021	22.7	2.2	7%	66%	0.299465	100%	0%	0.0052	0.0001	0.0052
G-113673-A1	Fresno	Non-Certified Wood Insert	Certified Pellet Insert	0.98		76 Non-Catalytic	FALSE	9/8/2021	11/23/2021	29.5	1.96	54%	76%	2.1	100%	0%	0.0477	0.0023	0.0454
G-113674-A1	Fresno	Non-Certified Wood Insert	Gas Insert				TRUE	7/8/2021	8/6/2021	29.5	0	54%	68%	2.1	24%	59%	0.0115	0.0000	0.0115
G-113675-A1	Fresno	Freestanding Non-Certified Pellet Stove	Certified Pellet Insert	1.1		76 Non-Catalytic	FALSE	8/1/2021	9/20/2021	2.9	2.2	68%	76%	2.09	100%	0%	0.0047	0.0032	0.0015
G-113676-A1	Kern	Open Hearth Fireplace	Gas Insert				TRUE	9/4/2021	10/14/2021	22.7	0	7%	68%	0.299465	31%	51%	0.0016	0.0000	0.0016
G-113714-A1	Stanislaus	Open Hearth Fireplace	Gas Insert				TRUE	10/14/2021	11/10/2021	22.7	0	7%	68%	0.299465	54%	44%	0.0028	0.0000	0.0028
G-113716-A1	Kern	Open Hearth Fireplace	Gas Insert				TRUE	9/22/2021	11/5/2021	22.7	0	7%	68%	0.299465	31%	51%	0.0016	0.0000	0.0016
G-113739-A1	Fresno	Open Hearth Fireplace	Gas Insert				TRUE	8/19/2021	10/27/2021	22.7	0	7%	68%	0.299465	24%	59%	0.0013	0.0000	0.0013
G-113760-A1	Fresno	Wood-Burning Firebox	Gas Insert				TRUE	8/12/2021	9/22/2021	22.7	0	7%	68%	0.299465	24%	59%	0.0013	0.0000	0.0013
G-113805-A1	Tulare	Non-Certified Wood Insert	Gas Insert				FALSE	8/5/2021	9/1/2021	29.5	0	54%	68%	2.1	100%	0%	0.0477	0.0000	0.0477
G-113806-A1	Merced	Open Hearth Fireplace	Gas Insert				TRUE	9/1/2021	10/14/2021	22.7	0	7%	68%	0.299465	68%	32%	0.0035	0.0000	0.0035
G-113807-A1	Fresno	Wood-Burning Firebox	Gas Fireplace				TRUE	7/29/2021	12/28/2021	22.7	0	7%	68%	0.299465	24%	59%	0.0013	0.0000	0.0013
G-113808-A1	Kern	Open Hearth Fireplace	Gas Insert				TRUE	7/14/2021	8/5/2021	22.7	0	7%	68%	0.299465	31%	51%	0.0016	0.0000	0.0016
G-113850-A1	Stanislaus	Open Hearth Fireplace	Gas Insert				TRUE	7/26/2021	9/1/2021	22.7	0								

SAN JOAQUIN VALLEY UNIFIED AIR POLLUTION CONTROL DISTRICT

2021 Annual Demonstration Report

August 31, 2022

Contract#	County	OldDeviceType	NewDeviceType	EmissionRating	OverallEfficiency	DeviceSubtype	PipedNatGa	InstallDate	ClaimDate	Emission Factor		Efficiency		FuelUse	Non-Curtailment %		Emissions (tpy PM2.5)		
										EF_Old	EF_New	Eff_Old	Eff_New		B_all	B_reg	Before	After	Reduction
G-114377-A1	Fresno	Wood-Burning Firebox	Gas Insert				TRUE	8/27/2021	10/4/2021	22.7	0	7%	68%	0.299465	24%	59%	0.0013	0.0000	0.0013
G-114387-A1	Fresno	Open Hearth Fireplace	Certified Wood Insert	1.8		71 Non-Catalytic	FALSE	10/6/2021	11/10/2021	22.7	3.6	7%	71%	0.299465	100%	0%	0.0052	0.0001	0.0052
G-114397-A1	Kings	Open Hearth Fireplace	Gas Insert				TRUE	7/23/2021	9/8/2021	22.7	0	7%	68%	0.299465	48%	48%	0.0025	0.0000	0.0025
G-114398-A1	Stanislaus	Open Hearth Fireplace	Gas Insert				TRUE	7/29/2021	9/8/2021	22.7	0	7%	68%	0.299465	54%	44%	0.0028	0.0000	0.0028
G-114400-A1	Merced	Wood-Burning Firebox	Gas Insert				TRUE	8/17/2021	9/20/2021	22.7	0	7%	68%	0.299465	68%	32%	0.0035	0.0000	0.0035
G-114403-A1	Stanislaus	Open Hearth Fireplace	Gas Insert				TRUE	8/19/2021	9/22/2021	22.7	0	7%	68%	0.299465	54%	44%	0.0028	0.0000	0.0028
G-114405-A1	Fresno	Open Hearth Fireplace	Gas Insert				TRUE	8/11/2021	9/22/2021	22.7	0	7%	68%	0.299465	24%	59%	0.0013	0.0000	0.0013
G-114408-A1	Fresno	Open Hearth Fireplace	Gas Insert				TRUE	8/18/2021	9/20/2021	22.7	0	7%	68%	0.299465	24%	59%	0.0013	0.0000	0.0013
G-114409-A1	Fresno	Open Hearth Fireplace	Gas Insert				TRUE	7/28/2021	8/12/2021	22.7	0	7%	68%	0.299465	24%	59%	0.0013	0.0000	0.0013
G-114448-A1	Madera	Freestanding Non-Certified Wood Stove	Freestanding Certified Pellet Stove	1.4		77 Non-Catalytic	FALSE	9/10/2021	10/13/2021	29.5	2.8	54%	77%	2.61	100%	0%	0.0593	0.0039	0.0553
G-114450-A1	Fresno	Wood-Burning Firebox	Gas Insert				TRUE	8/10/2021	9/20/2021	22.7	0	7%	68%	0.299465	24%	59%	0.0013	0.0000	0.0013
G-114454-A1	Madera	Freestanding Non-Certified Pellet Stove	Freestanding Gas Stove				FALSE	9/24/2021	11/3/2021	2.9	0	68%	68%	2.61	100%	0%	0.0058	0.0000	0.0058
G-114482-A1	Fresno	Open Hearth Fireplace	Gas Insert				TRUE	7/21/2021	8/12/2021	22.7	0	7%	68%	0.299465	24%	59%	0.0013	0.0000	0.0013
G-114487-A1	Fresno	Open Hearth Fireplace	Gas Insert				TRUE	7/22/2021	8/11/2021	22.7	0	7%	68%	0.299465	24%	59%	0.0013	0.0000	0.0013
G-114497-A1	Fresno	Open Hearth Fireplace	Gas Insert				TRUE	8/24/2021	10/4/2021	22.7	0	7%	68%	0.299465	24%	59%	0.0013	0.0000	0.0013
G-114556-A1	Stanislaus	Open Hearth Fireplace	Gas Insert				TRUE	7/28/2021	9/8/2021	22.7	0	7%	68%	0.299465	54%	44%	0.0028	0.0000	0.0028
G-114565-A1	Kings	Open Hearth Fireplace	Gas Insert				TRUE	8/13/2021	8/25/2021	22.7	0	7%	68%	0.299465	48%	48%	0.0025	0.0000	0.0025
G-114566-A1	Madera	Wood-Burning Firebox	Gas Insert				TRUE	8/26/2021	9/22/2021	22.7	0	7%	68%	0.299465	33%	57%	0.0017	0.0000	0.0017
G-114575-A1	Fresno	Open Hearth Fireplace	Gas Insert				TRUE	8/2/2021	8/25/2021	22.7	0	7%	68%	0.299465	24%	59%	0.0013	0.0000	0.0013
G-114580-A1	Tulare	Open Hearth Fireplace	Gas Insert				TRUE	8/26/2021	9/22/2021	22.7	0	7%	68%	0.299465	53%	43%	0.0028	0.0000	0.0028
G-114587-A1	San Joaquin	Open Hearth Fireplace	Gas Insert				TRUE	8/9/2021	9/22/2021	22.7	0	7%	68%	0.299465	61%	38%	0.0032	0.0000	0.0032
G-114600-A1	Fresno	Open Hearth Fireplace	Gas Insert				TRUE	9/22/2021	10/27/2021	22.7	0	7%	68%	0.299465	24%	59%	0.0013	0.0000	0.0013
G-114602-A1	Fresno	Open Hearth Fireplace	Gas Insert				TRUE	10/22/2021	11/18/2021	22.7	0	7%	68%	0.299465	24%	59%	0.0013	0.0000	0.0013
G-114603-A1	Stanislaus	Open Hearth Fireplace	Gas Insert				TRUE	9/22/2021	10/27/2021	22.7	0	7%	68%	0.299465	54%	44%	0.0028	0.0000	0.0028
G-114606-A1	San Joaquin	Wood-Burning Firebox	Gas Insert				TRUE	8/18/2021	10/4/2021	22.7	0	7%	68%	0.299465	61%	38%	0.0032	0.0000	0.0032
G-114644-A1	Fresno	Open Hearth Fireplace	Gas Insert				TRUE	9/22/2021	11/15/2021	22.7	0	7%	68%	0.299465	24%	59%	0.0013	0.0000	0.0013
G-114662-A1	Fresno	Open Hearth Fireplace	Gas Insert				TRUE	8/19/2021	10/14/2021	22.7	0	7%	68%	0.299465	24%	59%	0.0013	0.0000	0.0013
G-114665-A1	Fresno	Wood-Burning Firebox	Gas Insert				TRUE	8/4/2021	9/8/2021	22.7	0	7%	68%	0.299465	24%	59%	0.0013	0.0000	0.0013
G-114666-A1	Fresno	Open Hearth Fireplace	Gas Insert				TRUE	7/24/2021	9/8/2021	22.7	0	7%	68%	0.299465	24%	59%	0.0013	0.0000	0.0013
G-114672-A1	Stanislaus	Freestanding Non-Certified Wood Stove	Freestanding Gas Stove				TRUE	8/12/2021	9/20/2021	29.5	0	54%	68%	1.55	54%	44%	0.0191	0.0000	0.0191
G-114674-A1	Stanislaus	Wood-Burning Firebox	Gas Insert				TRUE	7/23/2021	12/2/2021	22.7	0	7%	68%	0.299465	54%	44%	0.0028	0.0000	0.0028
G-114675-A1	Tulare	Open Hearth Fireplace	Gas Insert				TRUE	8/1/2021	9/1/2021	22.7	0	7%	68%	0.299465	53%	43%	0.0028	0.0000	0.0028
G-114733-A1	Madera	Freestanding Certified Wood Stove	Freestanding Gas Stove				FALSE	7/29/2021	9/20/2021	14.5785	0	68%	68%	2.61	100%	0%	0.0293	0.0000	0.0293
G-114746-A1	Fresno	Open Hearth Fireplace	Gas Insert				TRUE	8/11/2021	9/20/2021	22.7	0	7%	68%	0.299465	24%	59%	0.0013	0.0000	0.0013
G-114751-A1	Kern	Wood-Burning Firebox	Gas Insert				TRUE	10/28/2021	11/18/2021	22.7	0	7%	68%	0.299465	31%	51%	0.0016	0.0000	0.0016
G-114753-A1	Kern	Open Hearth Fireplace	Gas Insert				TRUE	10/21/2021	11/23/2021	22.7	0	7%	68%	0.299465	31%	51%	0.0016	0.0000	0.0016
G-114778-A1	Fresno	Open Hearth Fireplace	Gas Insert				TRUE	11/23/2021	12/29/2021	22.7	0	7%	68%	0.299465	24%	59%	0.0013	0.0000	0.0013
G-114802-A1	Fresno	Open Hearth Fireplace	Gas Insert				TRUE	10/6/2021	11/17/2021	22.7	0	7%	68%	0.299465	24%	59%	0.0013	0.0000	0.0013
G-114804-A1	Fresno	Open Hearth Fireplace	Gas Insert				TRUE	8/6/2021	9/22/2021	22.7	0	7%	68%	0.299465	24%	59%	0.0013	0.0000	0.0013
G-114812-A1	Fresno	Wood-Burning Firebox	Gas Insert				TRUE	8/31/2021	10/4/2021	22.7	0	7%	68%	0.299465	24%	59%	0.0013	0.0000	0.0013
G-114836-A1	Fresno	Open Hearth Fireplace	Gas Insert				TRUE	8/28/2021	9/8/2021	22.7	0	7%	68%	0.299465	24%	59%	0.0013	0.0000	0.0013
G-114837-A1	Kern	Open Hearth Fireplace	Gas Insert				TRUE	8/4/2021	10/27/2021	22.7	0	7%	68%	0.299465	31%	51%	0.0016	0.0000	0.0016
G-114838-A1	Fresno	Non-Certified Wood Insert	Certified Wood Insert	1.7		76 Hybrid	FALSE	8/19/2021	9/22/2021	29.5	3.4	54%	76%	2.1	100%	0%	0.0477	0.0039	0.0438
G-114856-A1	Kern	Open Hearth Fireplace	Gas Insert				TRUE	9/8/2021	10/27/2021	22.7	0	7%	68%	0.299465	31%	51%	0.0016	0.0000	0.0016
G-114858-A1	Kern	Wood-Burning Firebox	Gas Insert				TRUE	9/15/2021	11/3/2021	22.7	0	7%	68%	0.299465	31%	51%	0.0016	0.0000	0.0016
G-114867-A1	Kings	Open Hearth Fireplace	Gas Insert				TRUE	7/24/2021	8/25/2021	22.7	0	7%	68%	0.299465	48%	48%	0.0025	0.0000	0.0025
G-114869-A1	Fresno	Open Hearth Fireplace	Gas Insert				TRUE	8/13/2021	9/20/2021	22.7	0	7%	68%	0.299465	24%	59%	0.0013	0.0000	0.0013
G-114876-A1	Merced	Non-Certified Wood Insert	Certified Wood Insert	1.4		67 Non-Catalytic	FALSE	10/12/2021	11/23/2021	29.5	2.8	54%	67%	2.1	100%	0%	0.0477	0.0036	0.0441
G-114881-A1	Kern	Wood-Burning Firebox	Gas Fireplace				TRUE	9/8/2021	10/27/2021	22.7	0	7%	68%	0.299465	31%	51%	0.0016	0.0000	0.0016
G-114882-A1	Madera	Open Hearth Fireplace	Certified Pellet Insert	1.1		66 Non-Catalytic	FALSE	10/6/2021	12/9/2021	22.7	2.2	7%	66%	0.299465	100%	0%	0.0052	0.0001	0.0052
G-114886-A1	San Joaquin	Wood-Burning Firebox	Certified Wood Insert	1.9		78 Hybrid	FALSE	9/28/2021	11/10/2021	22.7	3.8	7%	78%	0.299465	100%	0%	0.0052	0.0001	0.0052
G-114889-A1	Stanislaus	Open Hearth Fireplace	Certified Pellet Insert	0.78		64 Non-Catalytic	TRUE	7/26/2021	8/12/2021	22.7	1.56	7%	64%	0.299465	54%	44%	0.0028	0.0000	0.0028
G-114891-A1	Kern	Open Hearth Fireplace	Gas Insert				TRUE	8/3/2021	8/25/2021	22.7	0	7%	68%	0.299465	31%	51%	0.0016	0.0000	0.0016
G-114895-A1	Kern	Wood-Burning Firebox	Gas Insert				TRUE	11/6/2021	11/23/2021	22.7	0	7%	68%	0.299465	31%	51%	0.0016	0.0000	0.0016
G-114909-A1	San Joaquin	Non-Certified Pellet Insert	Gas Insert				TRUE	8/17/2021	9/22/2021	2.9	0	68%	68%	2.1	61%	38%	0.0029	0.0000	0.0029
G-114913-A1	Fresno	Wood-Burning Firebox	Gas Insert				TRUE	10/22/2021	11/10/2021	22.7	0	7%	68%	0.299465	24%	59%	0.0013	0.0000	0.0013
G-114919-A1	San Joaquin	Open Hearth Fireplace	Gas Insert				TRUE	8/31/2021	10/4/2021	22.7	0	7%	68%	0.299465	61%	38%	0.0032	0.0000	0.0032
G-114927-A1	Fresno	Non-Certified Wood Insert	Gas Insert				TRUE	7/31/2021	9/22/2021	29.5	0	54%	68%	2.1	24%	59%	0.0115	0.0000	0.0115
G-114939-A1	Tulare	Open Hearth Fireplace	Gas Insert				TRUE	8/8/2021	8/24/2021	22.7	0	7%	68%	0.299465	53%	43%	0.0028	0.0000	0.0028
G-114982-A1	Merced	Open Hearth Fireplace	Gas Insert				TRUE	9/3/2021	10/14/2021	22.7	0	7%	68%	0.299465	68%</				

SAN JOAQUIN VALLEY UNIFIED AIR POLLUTION CONTROL DISTRICT

2021 Annual Demonstration Report

August 31, 2022

Contract#	County	OldDeviceType	NewDeviceType	EmissionRating	OverallEfficiency	DeviceSubtype	PipedNatG	InstallDate	ClaimDate	Emission Factor		Efficiency		FuelUse	Non-Curtailment %		Emissions (tpy PM2.5)		
										EF_Old	EF_New	Eff_Old	Eff_New		B_all	B_reg	Before	After	Reduction
G-115459-A1	Stanislaus	Open Hearth Fireplace	Gas Insert				TRUE	8/27/2021	10/15/2021	22.7	0	7%	68%	0.299465	54%	44%	0.0028	0.0000	0.0028
G-115460-A1	Fresno	Freestanding Non-Certified Pellet Stove	Freestanding Certified Wood Stove	1.7		76 Hybrid	FALSE	11/20/2021	12/28/2021	2.9	3.4	68%	76%	2.09	100%	0%	0.0047	0.0049	-0.0002
G-115469-A1	Kern	Open Hearth Fireplace	Gas Insert				TRUE	8/17/2021	8/25/2021	22.7	0	7%	68%	0.299465	31%	51%	0.0016	0.0000	0.0016
G-115476-A1	Tulare	Freestanding Non-Certified Wood Stove	Freestanding Certified Wood Stove	1.5		69 Non-Catalytic	TRUE	8/30/2021	11/10/2021	29.5	3	54%	69%	2.4	53%	43%	0.0291	0.0026	0.0265
G-115486-A1	Tulare	Open Hearth Fireplace	Gas Insert				TRUE	8/21/2021	9/7/2021	22.7	0	7%	68%	0.299465	53%	43%	0.0028	0.0000	0.0028
G-115497-A1	Tulare	Open Hearth Fireplace	Gas Insert				TRUE	8/21/2021	9/7/2021	22.7	0	7%	68%	0.299465	53%	43%	0.0028	0.0000	0.0028
G-115554-A1	Tulare	Wood-Burning Firebox	Gas Insert				TRUE	9/24/2021	11/15/2021	22.7	0	7%	68%	0.299465	53%	43%	0.0028	0.0000	0.0028
G-115559-A1	Madera	Non-Certified Wood Insert	Certified Pellet Insert	0.49		63 Non-Catalytic	FALSE	11/11/2021	12/16/2021	29.5	0.98	54%	63%	2.1	100%	0%	0.0477	0.0014	0.0463
G-115568-A1	San Joaquin	Open Hearth Fireplace	Gas Insert				TRUE	10/19/2021	11/10/2021	22.7	0	7%	68%	0.299465	61%	38%	0.0032	0.0000	0.0032
G-115579-A1	Kern	Wood-Burning Firebox	Gas Insert				TRUE	9/9/2021	10/20/2021	22.7	0	7%	68%	0.299465	31%	51%	0.0016	0.0000	0.0016
G-115597-A1	Madera	Freestanding Non-Certified Wood Stove	Freestanding Certified Wood Stove	1.6		73 Non-Catalytic	FALSE	9/27/2021	10/18/2021	29.5	3.2	54%	73%	2.61	100%	0%	0.0593	0.0048	0.0545
G-115602-A1	Madera	Freestanding Non-Certified Wood Stove	Freestanding Certified Wood Stove	1.6		73 Non-Catalytic	FALSE	9/7/2021	11/10/2021	29.5	3.2	54%	73%	2.61	100%	0%	0.0593	0.0048	0.0545
G-115607-A1	Fresno	Open Hearth Fireplace	Gas Insert				TRUE	8/17/2021	9/22/2021	22.7	0	7%	68%	0.299465	24%	59%	0.0013	0.0000	0.0013
G-115612-A1	Fresno	Wood-Burning Firebox	Gas Insert				TRUE	8/21/2021	9/8/2021	22.7	0	7%	68%	0.299465	24%	59%	0.0013	0.0000	0.0013
G-115616-A1	Fresno	Open Hearth Fireplace	Gas Insert				TRUE	8/31/2021	9/8/2021	22.7	0	7%	68%	0.299465	24%	59%	0.0013	0.0000	0.0013
G-115665-A1	Fresno	Wood-Burning Firebox	Gas Insert				TRUE	8/30/2021	9/22/2021	22.7	0	7%	68%	0.299465	24%	59%	0.0013	0.0000	0.0013
G-115667-A1	Tulare	Open Hearth Fireplace	Gas Insert				TRUE	8/18/2021	8/25/2021	22.7	0	7%	68%	0.299465	53%	43%	0.0028	0.0000	0.0028
G-115668-A1	Madera	Wood-Burning Firebox	Certified Wood Insert	1.2		72 Non-Catalytic	FALSE	8/20/2021	9/22/2021	22.7	2.4	7%	72%	0.299465	100%	0%	0.0052	0.0001	0.0052
G-115670-A1	Kern	Wood-Burning Firebox	Gas Insert				TRUE	10/29/2021	11/5/2021	22.7	0	7%	68%	0.299465	31%	51%	0.0016	0.0000	0.0016
G-115673-A1	Kern	Non-Certified Wood Insert	Gas Insert				TRUE	8/17/2021	11/10/2021	29.5	0	54%	68%	2.1	31%	51%	0.0147	0.0000	0.0147
G-115676-A1	Fresno	Open Hearth Fireplace	Gas Insert				TRUE	10/21/2021	11/15/2021	22.7	0	7%	68%	0.299465	24%	59%	0.0013	0.0000	0.0013
G-115678-A1	Fresno	Open Hearth Fireplace	Gas Insert				TRUE	9/4/2021	10/14/2021	22.7	0	7%	68%	0.299465	24%	59%	0.0013	0.0000	0.0013
G-115723-A1	Stanislaus	Open Hearth Fireplace	Gas Insert				TRUE	8/24/2021	9/29/2021	22.7	0	7%	68%	0.299465	54%	44%	0.0028	0.0000	0.0028
G-115748-A1	Fresno	Open Hearth Fireplace	Gas Insert				TRUE	10/24/2021	12/1/2021	22.7	0	7%	68%	0.299465	24%	59%	0.0013	0.0000	0.0013
G-115749-A1	Stanislaus	Open Hearth Fireplace	Gas Insert				TRUE	9/15/2021	10/20/2021	22.7	0	7%	68%	0.299465	54%	44%	0.0028	0.0000	0.0028
G-115751-A1	Tulare	Freestanding Non-Certified Wood Stove	Freestanding Certified Wood Stove	1.5		69 Non-Catalytic	TRUE	10/15/2021	11/5/2021	29.5	3	54%	69%	2.4	53%	43%	0.0291	0.0026	0.0265
G-115756-A1	San Joaquin	Open Hearth Fireplace	Gas Insert				TRUE	8/30/2021	10/18/2021	22.7	0	7%	68%	0.299465	61%	38%	0.0032	0.0000	0.0032
G-115762-A1	Tulare	Open Hearth Fireplace	Certified Wood Insert	1.1		68 Non-Catalytic	FALSE	10/17/2021	11/15/2021	22.7	2.2	7%	68%	0.299465	100%	0%	0.0052	0.0001	0.0052
G-115776-A1	Fresno	Open Hearth Fireplace	Gas Insert				TRUE	9/23/2021	10/20/2021	22.7	0	7%	68%	0.299465	24%	59%	0.0013	0.0000	0.0013
G-115777-A1	Madera	Non-Certified Wood Insert	Gas Insert				TRUE	9/25/2021	11/2/2021	29.5	0	54%	68%	2.1	33%	57%	0.0159	0.0000	0.0159
G-115778-A1	Madera	Open Hearth Fireplace	Gas Insert				TRUE	9/1/2021	10/4/2021	22.7	0	7%	68%	0.299465	33%	57%	0.0017	0.0000	0.0017
G-115780-A1	Madera	Wood-Burning Firebox	Certified Wood Insert	1.7		76 Hybrid	FALSE	9/27/2021	11/15/2021	22.7	3.4	7%	76%	0.299465	100%	0%	0.0052	0.0001	0.0052
G-115801-A1	Madera	Freestanding Non-Certified Wood Stove	Freestanding Certified Wood Stove	1.5		71 Non-Catalytic	FALSE	8/20/2021	10/14/2021	29.5	3	54%	71%	2.61	100%	0%	0.0593	0.0046	0.0547
G-115811-A1	Stanislaus	Open Hearth Fireplace	Gas Insert				TRUE	9/23/2021	10/18/2021	22.7	0	7%	68%	0.299465	54%	44%	0.0028	0.0000	0.0028
G-115812-A1	Kings	Open Hearth Fireplace	Gas Insert				TRUE	8/26/2021	10/12/2021	22.7	0	7%	68%	0.299465	48%	48%	0.0025	0.0000	0.0025
G-115818-A1	Kern	Non-Certified Wood Insert	Gas Insert				TRUE	10/4/2021	11/23/2021	29.5	0	54%	68%	2.1	31%	51%	0.0147	0.0000	0.0147
G-115876-A1	Stanislaus	Open Hearth Fireplace	Certified Wood Insert	1.7		73 Non-Catalytic	TRUE	10/26/2021	11/15/2021	22.7	3.4	7%	73%	0.299465	54%	44%	0.0028	0.0000	0.0028
G-115951-A1	Fresno	Freestanding Non-Certified Wood Stove	Freestanding Certified Wood Stove	1.4		74 Non-Catalytic	FALSE	9/2/2021	10/18/2021	29.5	2.8	54%	74%	2.09	100%	0%	0.0475	0.0033	0.0442
G-115953-A1	Kings	Wood-Burning Firebox	Gas Insert				TRUE	8/24/2021	9/8/2021	22.7	0	7%	68%	0.299465	48%	48%	0.0025	0.0000	0.0025
G-115973-A1	Madera	Open Hearth Fireplace	Gas Insert				TRUE	9/7/2021	10/18/2021	22.7	0	7%	68%	0.299465	33%	57%	0.0017	0.0000	0.0017
G-115976-A1	Fresno	Non-Certified Wood Insert	Gas Insert				FALSE	9/29/2021	10/20/2021	29.5	0	54%	68%	2.1	100%	0%	0.0477	0.0000	0.0477
G-115977-A1	Fresno	Open Hearth Fireplace	Gas Insert				TRUE	9/11/2021	10/18/2021	22.7	0	7%	68%	0.299465	24%	59%	0.0013	0.0000	0.0013
G-115991-A1	Merced	Open Hearth Fireplace	Gas Insert				TRUE	10/8/2021	10/27/2021	22.7	0	7%	68%	0.299465	68%	32%	0.0035	0.0000	0.0035
G-116021-A1	Kings	Non-Certified Wood Insert	Gas Insert				TRUE	8/26/2021	10/4/2021	29.5	0	54%	68%	2.1	48%	48%	0.0227	0.0000	0.0227
G-116023-A1	Fresno	Open Hearth Fireplace	Gas Insert				TRUE	8/17/2021	9/22/2021	22.7	0	7%	68%	0.299465	24%	59%	0.0013	0.0000	0.0013
G-116044-A1	Fresno	Open Hearth Fireplace	Gas Insert				TRUE	8/25/2021	10/4/2021	22.7	0	7%	68%	0.299465	24%	59%	0.0013	0.0000	0.0013
G-116073-A1	Kern	Open Hearth Fireplace	Gas Insert				TRUE	11/3/2021	12/16/2021	22.7	0	7%	68%	0.299465	31%	51%	0.0016	0.0000	0.0016
G-116109-A1	San Joaquin	Open Hearth Fireplace	Certified Wood Insert	2.4		72 Non-Catalytic	TRUE	9/13/2021	11/5/2021	22.7	4.8	7%	72%	0.299465	61%	38%	0.0032	0.0001	0.0031
G-116111-A1	Fresno	Non-Certified Wood Insert	Gas Insert				FALSE	10/20/2021	11/15/2021	29.5	0	54%	68%	2.1	100%	0%	0.0477	0.0000	0.0477
G-116131-A1	Stanislaus	Wood-Burning Firebox	Gas Insert				TRUE	11/22/2021	12/29/2021	22.7	0	7%	68%	0.299465	54%	44%	0.0028	0.0000	0.0028
G-116135-A1	Tulare	Open Hearth Fireplace	Gas Insert				TRUE	8/25/2021	9/8/2021	22.7	0	7%	68%	0.299465	53%	43%	0.0028	0.0000	0.0028
G-116139-A1	San Joaquin	Non-Certified Wood Insert	Gas Insert				TRUE	10/7/2021	11/15/2021	29.5	0	54%	68%	2.1	61%	38%	0.0290	0.0000	0.0290
G-116140-A1	Merced	Open Hearth Fireplace	Certified Wood Insert	0.72		81 Hybrid	TRUE	9/28/2021	10/20/2021	22.7	1.44	7%	81%	0.299465	68%	32%	0.0035	0.0000	0.0035
G-116190-A1	Fresno	Open Hearth Fireplace	Gas Fireplace				TRUE	8/31/2021	10/18/2021	22.7	0	7%	68%	0.299465	24%	59%	0.0013	0.0000	0.0013
G-116196-A1	Fresno	Wood-Burning Firebox	Gas Insert				TRUE	10/11/2021	10/27/2021	22.7	0	7%	68%	0.299465	24%	59%	0.0013	0.0000	0.0013
G-116223-A1	Tulare	Open Hearth Fireplace	Gas Insert				TRUE	9/4/2021	10/13/2021	22.7	0	7%	68%	0.299465	53%	43%	0.0028	0.0000	0.0028
G-116234-A1	Fresno	Wood-Burning Firebox	Gas Insert				TRUE	9/13/2021	10/14/2021	22.7	0	7%	68%	0.299465	24%	59%	0.0013	0.0000	0.0013
G-116261-A1	Fresno	Wood-Burning Firebox	Gas Insert				TRUE	9/29/2021	10/20/2021	22.7	0	7%	68%	0.299465	24%	59%	0.0013	0.0000	0.0013
G-116265-A1	Fresno	Open Hearth Fireplace	Heat Pump				TRUE	9/21/2021	11/5/2021	22.7	0	7%	68%	0.299465	24%	59%	0.0013	0.0000	0.0013
G-116274-A1	Fresno																		

SAN JOAQUIN VALLEY UNIFIED AIR POLLUTION CONTROL DISTRICT

2021 Annual Demonstration Report

August 31, 2022

Contract#	County	OldDeviceType	NewDeviceType	EmissionRating	OverallEfficiency	DeviceSubtype	PipedNatG	InstallDate	ClaimDate	Emission Factor		Efficiency		FuelUse	Non-Curtailment %		Emissions (tpy PM2.5)		
										EF_Old	EF_New	Eff_Old	Eff_New		B_all	B_reg	Before	After	Reduction
G-116643-A1	Fresno	Open Hearth Fireplace	Gas Insert				TRUE	9/11/2021	10/6/2021	22.7	0	7%	68%	0.299465	24%	59%	0.0013	0.0000	0.0013
G-116648-A1	Merced	Wood-Burning Firebox	Gas Insert				TRUE	9/10/2021	10/14/2021	22.7	0	7%	68%	0.299465	68%	32%	0.0035	0.0000	0.0035
G-116649-A1	Fresno	Wood-Burning Firebox	Gas Insert				TRUE	9/2/2021	10/5/2021	22.7	0	7%	68%	0.299465	24%	59%	0.0013	0.0000	0.0013
G-116654-A1	Madera	Freestanding Non-Certified Wood Stove	Freestanding Certified Wood Stove	2.3		72 Non-Catalytic	FALSE	10/22/2021	12/16/2021	29.5	4.6	54%	72%	2.61	100%	0%	0.0593	0.0069	0.0524
G-116656-A1	Madera	Non-Certified Wood Insert	Gas Insert				FALSE	11/18/2021	12/29/2021	29.5	0	54%	68%	2.1	100%	0%	0.0477	0.0000	0.0477
G-116662-A1	Fresno	Wood-Burning Firebox	Gas Insert				TRUE	11/4/2021	11/23/2021	22.7	0	7%	68%	0.299465	24%	59%	0.0013	0.0000	0.0013
G-116671-A1	Stanislaus	Open Hearth Fireplace	Gas Insert				TRUE	9/14/2021	11/23/2021	22.7	0	7%	68%	0.299465	54%	44%	0.0028	0.0000	0.0028
G-116673-A1	Madera	Open Hearth Fireplace	Certified Wood Insert	1.7		74 Non-Catalytic	FALSE	9/30/2021	10/20/2021	22.7	3.4	7%	74%	0.299465	100%	0%	0.0052	0.0001	0.0052
G-116676-A1	Fresno	Wood-Burning Firebox	Gas Insert				TRUE	9/20/2021	10/20/2021	22.7	0	7%	68%	0.299465	24%	59%	0.0013	0.0000	0.0013
G-116677-A1	Stanislaus	Freestanding Non-Certified Wood Stove	Freestanding Certified Pellet Stove	1.1		66 Non-Catalytic	TRUE	8/26/2021	9/22/2021	29.5	2.2	54%	66%	1.55	54%	44%	0.0191	0.0013	0.0178
G-116696-A1	San Joaquin	Open Hearth Fireplace	Gas Insert				TRUE	11/22/2021	12/29/2021	22.7	0	7%	68%	0.299465	61%	38%	0.0032	0.0000	0.0032
G-116712-A1	Kern	Open Hearth Fireplace	Gas Insert				TRUE	10/20/2021	12/16/2021	22.7	0	7%	68%	0.299465	31%	51%	0.0016	0.0000	0.0016
G-116736-A1	Tulare	Open Hearth Fireplace	Certified Wood Insert	1.5		69 Non-Catalytic	TRUE	10/3/2021	10/20/2021	22.7	3	7%	69%	0.299465	53%	43%	0.0028	0.0000	0.0027
G-116741-A1	Kern	Wood-Burning Firebox	Gas Insert				TRUE	10/23/2021	12/29/2021	22.7	0	7%	68%	0.299465	31%	51%	0.0016	0.0000	0.0016
G-116767-A1	San Joaquin	Open Hearth Fireplace	Certified Pellet Insert	1.1		76 Non-Catalytic	TRUE	9/28/2021	10/27/2021	22.7	2.2	7%	76%	0.299465	61%	38%	0.0032	0.0000	0.0032
G-116768-A1	San Joaquin	Open Hearth Fireplace	Gas Insert				TRUE	10/12/2021	11/23/2021	22.7	0	7%	68%	0.299465	61%	38%	0.0032	0.0000	0.0032
G-116770-A1	Fresno	Wood-Burning Firebox	Gas Insert				TRUE	10/13/2021	12/1/2021	22.7	0	7%	68%	0.299465	24%	59%	0.0013	0.0000	0.0013
G-116774-A1	Fresno	Wood-Burning Firebox	Gas Insert				TRUE	10/15/2021	11/5/2021	22.7	0	7%	68%	0.299465	24%	59%	0.0013	0.0000	0.0013
G-116788-A1	Fresno	Non-Certified Wood Insert	Gas Insert				TRUE	10/2/2021	11/23/2021	29.5	0	54%	68%	2.1	24%	59%	0.0115	0.0000	0.0115
G-116807-A1	Stanislaus	Non-Certified Pellet Insert	Gas Insert				TRUE	9/10/2021	10/5/2021	2.9	0	68%	68%	2.1	54%	44%	0.0025	0.0000	0.0025
G-116817-A1	Fresno	Open Hearth Fireplace	Gas Insert				TRUE	10/15/2021	11/23/2021	22.7	0	7%	68%	0.299465	24%	59%	0.0013	0.0000	0.0013
G-116819-A1	Fresno	Open Hearth Fireplace	Gas Insert				TRUE	9/27/2021	10/27/2021	22.7	0	7%	68%	0.299465	24%	59%	0.0013	0.0000	0.0013
G-116821-A1	Stanislaus	Freestanding Non-Certified Pellet Stove	Gas Fireplace				TRUE	11/19/2021	12/28/2021	2.9	0	68%	68%	1.55	54%	44%	0.0019	0.0000	0.0019
G-116826-A1	Fresno	Open Hearth Fireplace	Certified Pellet Insert	1.5		65 Non-Catalytic	FALSE	10/2/2021	12/21/2021	22.7	3	7%	65%	0.299465	100%	0%	0.0052	0.0001	0.0052
G-116835-A1	Fresno	Wood-Burning Firebox	Gas Insert				TRUE	10/15/2021	11/23/2021	22.7	0	7%	68%	0.299465	24%	59%	0.0013	0.0000	0.0013
G-116844-A1	Fresno	Wood-Burning Firebox	Gas Insert				TRUE	10/21/2021	12/16/2021	22.7	0	7%	68%	0.299465	24%	59%	0.0013	0.0000	0.0013
G-116855-A1	Stanislaus	Open Hearth Fireplace	Gas Insert				TRUE	11/3/2021	12/16/2021	22.7	0	7%	68%	0.299465	54%	44%	0.0028	0.0000	0.0028
G-116868-A1	San Joaquin	Open Hearth Fireplace	Gas Insert				TRUE	10/16/2021	12/16/2021	22.7	0	7%	68%	0.299465	61%	38%	0.0032	0.0000	0.0032
G-116874-A1	San Joaquin	Open Hearth Fireplace	Gas Insert				TRUE	11/18/2021	12/28/2021	22.7	0	7%	68%	0.299465	61%	38%	0.0032	0.0000	0.0032
G-116883-A1	Fresno	Open Hearth Fireplace	Gas Insert				TRUE	9/30/2021	11/23/2021	22.7	0	7%	68%	0.299465	24%	59%	0.0013	0.0000	0.0013
G-116894-A1	Tulare	Non-Certified Pellet Insert	Gas Fireplace				FALSE	11/5/2021	12/28/2021	2.9	0	68%	68%	2.1	100%	0%	0.0047	0.0000	0.0047
G-116896-A1	Tulare	Open Hearth Fireplace	Gas Insert				FALSE	10/16/2021	12/28/2021	22.7	0	7%	68%	0.299465	100%	0%	0.0052	0.0000	0.0052
G-116899-A1	Kern	Open Hearth Fireplace	Gas Insert				TRUE	9/24/2021	11/23/2021	22.7	0	7%	68%	0.299465	31%	51%	0.0016	0.0000	0.0016
G-116902-A1	Fresno	Wood-Burning Firebox	Gas Insert				TRUE	11/15/2021	12/28/2021	22.7	0	7%	68%	0.299465	24%	59%	0.0013	0.0000	0.0013
G-116904-A1	Tulare	Non-Certified Wood Insert	Gas Insert				TRUE	9/22/2021	10/20/2021	29.5	0	54%	68%	2.1	53%	43%	0.0254	0.0000	0.0254
G-116956-A1	Tulare	Open Hearth Fireplace	Gas Insert				TRUE	10/26/2021	11/23/2021	22.7	0	7%	68%	0.299465	53%	43%	0.0028	0.0000	0.0028
G-116960-A1	Stanislaus	Open Hearth Fireplace	Gas Insert				TRUE	10/13/2021	11/23/2021	22.7	0	7%	68%	0.299465	54%	44%	0.0028	0.0000	0.0028
G-116964-A1	Stanislaus	Open Hearth Fireplace	Gas Insert				TRUE	10/27/2021	11/23/2021	22.7	0	7%	68%	0.299465	54%	44%	0.0028	0.0000	0.0028
G-116978-A1	Stanislaus	Non-Certified Pellet Insert	Gas Insert				FALSE	9/9/2021	10/5/2021	2.9	0	68%	68%	2.1	100%	0%	0.0047	0.0000	0.0047
G-116984-A1	Fresno	Wood-Burning Firebox	Gas Insert				TRUE	10/2/2021	11/23/2021	22.7	0	7%	68%	0.299465	24%	59%	0.0013	0.0000	0.0013
G-116985-A1	Fresno	Open Hearth Fireplace	Gas Insert				TRUE	10/2/2021	11/5/2021	22.7	0	7%	68%	0.299465	24%	59%	0.0013	0.0000	0.0013
G-116987-A1	San Joaquin	Open Hearth Fireplace	Gas Insert				TRUE	9/13/2021	11/17/2021	22.7	0	7%	68%	0.299465	61%	38%	0.0032	0.0000	0.0032
G-116989-A1	Kern	Open Hearth Fireplace	Gas Insert				TRUE	11/15/2021	12/28/2021	22.7	0	7%	68%	0.299465	31%	51%	0.0016	0.0000	0.0016
G-116994-A1	Madera	Non-Certified Wood Insert	Certified Wood Insert	1.6		73 Non-Catalytic	FALSE	11/17/2021	12/28/2021	29.5	3.2	54%	73%	2.1	100%	0%	0.0477	0.0038	0.0439
G-117003-A1	Fresno	Open Hearth Fireplace	Gas Insert				TRUE	10/21/2021	11/23/2021	22.7	0	7%	68%	0.299465	24%	59%	0.0013	0.0000	0.0013
G-117004-A1	Fresno	Open Hearth Fireplace	Gas Insert				TRUE	11/10/2021	12/28/2021	22.7	0	7%	68%	0.299465	24%	59%	0.0013	0.0000	0.0013
G-117007-A1	Fresno	Wood-Burning Firebox	Gas Insert				TRUE	10/14/2021	11/23/2021	22.7	0	7%	68%	0.299465	24%	59%	0.0013	0.0000	0.0013
G-117015-A1	Madera	Freestanding Non-Certified Wood Stove	Freestanding Certified Wood Stove	1.8		71 Non-Catalytic	FALSE	11/1/2021	12/16/2021	29.5	3.6	54%	71%	2.61	100%	0%	0.0593	0.0055	0.0538
G-117018-A1	Kings	Open Hearth Fireplace	Gas Insert				TRUE	9/24/2021	10/27/2021	22.7	0	7%	68%	0.299465	48%	48%	0.0025	0.0000	0.0025
G-117040-A1	Kern	Non-Certified Wood Insert	Gas Insert				TRUE	9/18/2021	11/5/2021	29.5	0	54%	68%	2.1	31%	51%	0.0147	0.0000	0.0147
G-117053-A1	Fresno	Wood-Burning Firebox	Gas Insert				FALSE	9/21/2021	10/27/2021	22.7	0	7%	68%	0.299465	100%	0%	0.0052	0.0000	0.0052
G-117081-A1	Fresno	Open Hearth Fireplace	Certified Wood Insert	2.3		72 Non-Catalytic	FALSE	9/30/2021	10/27/2021	22.7	4.6	7%	72%	0.299465	100%	0%	0.0052	0.0001	0.0051
G-117082-A1	Stanislaus	Freestanding Non-Certified Wood Stove	Freestanding Certified Wood Stove	1.5		71 Non-Catalytic	TRUE	9/17/2021	10/27/2021	29.5	3	54%	71%	1.55	54%	44%	0.0191	0.0016	0.0174
G-117098-A1	Fresno	Open Hearth Fireplace	Gas Insert				FALSE	10/22/2021	11/23/2021	22.7	0	7%	68%	0.299465	100%	0%	0.0052	0.0000	0.0052
G-117115-A1	Fresno	Wood-Burning Firebox	Gas Insert				TRUE	10/27/2021	11/23/2021	22.7	0	7%	68%	0.299465	24%	59%	0.0013	0.0000	0.0013
G-117125-A1	Stanislaus	Open Hearth Fireplace	Gas Insert				TRUE	10/14/2021	11/5/2021	22.7	0	7%	68%	0.299465	54%	44%	0.0028	0.0000	0.0028
G-117127-A1	Kern	Wood-Burning Firebox	Gas Fireplace				TRUE	10/5/2021	12/29/2021	22.7	0	7%	68%	0.299465	31%	51%	0.0016	0.0000	0.0016
G-117154-A1	Fresno	Open Hearth Fireplace	Gas Insert				TRUE	9/22/2021	10/27/2021	22.7	0	7%	68%	0.299465	24%	59%	0.0013	0.0000	0.0013
G-117161-A1	Fresno	Wood-Burning Firebox	Gas Insert				TRUE	10/9/2021	11/5/2021	22.7	0	7%	68%	0.299465	24%	59%	0.0013	0.0000	0.0013
G-117162-A1	Fresno	Freestanding Non-Certified Wood Stove	Freestanding Certified Wood Stove	2		72 Non-Catalytic	FALSE	10/6/2021	11/5/2021	29.5	4	54%	72%	2.09	100%	0%	0.0475	0.0048	0.0426
G-117163-A1	Kings	Wood-Burning Firebox	Gas Insert				TRUE	9/29/2021	12/28/2021	22.7	0	7%	68%	0.299465	48%	48%	0.0025	0.0000	0.0025
G-117167-A1	Kern	Open Hearth Fireplace	Gas Insert				TRUE	9/21/2021	11/23/2021	22.7	0	7%	68%	0.299465	31%	51%	0.0016	0.0000	0.0016
G-117208-A1	Madera	Non-Certified Wood Insert	Certified Pellet Insert	1.5		65 Non-Catalytic	FALSE	11/10/2021	12/16/2021	29.5	3	54%	65%	2.1	100%	0%	0.0477	0.0040	0.0437
G-117213-A1	San Joaquin	Wood-Burning Firebox	Gas Fireplace				TRUE	9/20/2021	11/23/2021	22.7	0	7%	68%	0.299465	61%	38%	0.0032	0.0000	0.0032
G-117237-A1	Kern	Open Hearth Fireplace	Gas Insert				TRUE	10/12/2021	11/5/2021	22.7	0	7%	68%	0.299465	31%	51%	0.0016	0.0000	0.0016
G-117262-A1	Fresno	Wood-Burning Firebox	Gas Insert				TRUE	11/16/2021	12/28/2021	22.7	0	7%	68%	0.299465	24%	59%	0.0013	0.0000	0.0013
G-117265-A1	Fresno	Open Hearth Fireplace	Gas Insert				TRUE	1											

SAN JOAQUIN VALLEY UNIFIED AIR POLLUTION CONTROL DISTRICT

2021 Annual Demonstration Report

August 31, 2022

Contract#	County	OldDeviceType	NewDeviceType	EmissionRating	OverallEfficiency	DeviceSubtype	PipedNatGa	InstallDate	ClaimDate	Emission Factor		Efficiency		FuelUse	Non-Curtailment %		Emissions (tpy PM2.5)		
										EF_Old	EF_New	Eff_Old	Eff_New		B_all	B_reg	Before	After	Reduction
G-117493-A1	Kern	Wood-Burning Firebox	Gas Insert				TRUE	9/16/2021	10/27/2021	22.7	0	7%	68%	0.299465	31%	51%	0.0016	0.0000	0.0016
G-117494-A1	Kern	Open Hearth Fireplace	Gas Insert				TRUE	9/24/2021	10/6/2021	22.7	0	7%	68%	0.299465	31%	51%	0.0016	0.0000	0.0016
G-117495-A1	Kern	Wood-Burning Firebox	Gas Insert				TRUE	9/20/2021	10/27/2021	22.7	0	7%	68%	0.299465	31%	51%	0.0016	0.0000	0.0016
G-117520-A1	Madera	Open Hearth Fireplace	Certified Wood Insert	1.4		67 Non-Catalytic	FALSE	10/5/2021	12/14/2021	22.7	2.8	7%	67%	0.299465	100%	0%	0.0052	0.0001	0.0052
G-117565-A1	Fresno	Open Hearth Fireplace	Gas Insert				TRUE	10/13/2021	11/23/2021	22.7	0	7%	68%	0.299465	24%	59%	0.0013	0.0000	0.0013
G-117566-A1	Fresno	Open Hearth Fireplace	Gas Insert				TRUE	9/23/2021	10/27/2021	22.7	0	7%	68%	0.299465	24%	59%	0.0013	0.0000	0.0013
G-117570-A1	Kern	Wood-Burning Firebox	Gas Insert				TRUE	9/18/2021	10/20/2021	22.7	0	7%	68%	0.299465	31%	51%	0.0016	0.0000	0.0016
G-117571-A1	Tulare	Freestanding Non-Certified Wood Stove	Freestanding Certified Pellet Stove	1.7		72 Non-Catalytic	FALSE	11/3/2021	12/2/2021	29.5	3.4	54%	72%	2.4	100%	0%	0.0545	0.0047	0.0498
G-117573-A1	Fresno	Open Hearth Fireplace	Gas Insert				TRUE	10/7/2021	11/23/2021	22.7	0	7%	68%	0.299465	24%	59%	0.0013	0.0000	0.0013
G-117579-A1	Fresno	Wood-Burning Firebox	Gas Insert				TRUE	10/27/2021	12/2/2021	22.7	0	7%	68%	0.299465	24%	59%	0.0013	0.0000	0.0013
G-117581-A1	San Joaquin	Open Hearth Fireplace	Gas Insert				FALSE	11/30/2021	12/22/2021	22.7	0	7%	68%	0.299465	100%	0%	0.0052	0.0000	0.0052
G-117584-A1	Tulare	Open Hearth Fireplace	Gas Insert				TRUE	10/13/2021	11/23/2021	22.7	0	7%	68%	0.299465	53%	43%	0.0028	0.0000	0.0028
G-117632-A1	Stanislaus	Open Hearth Fireplace	Gas Insert				TRUE	11/8/2021	12/16/2021	22.7	0	7%	68%	0.299465	54%	44%	0.0028	0.0000	0.0028
G-117645-A1	Madera	Open Hearth Fireplace	Certified Wood Insert	1.4		67 Non-Catalytic	FALSE	11/12/2021	12/16/2021	22.7	2.8	7%	67%	0.299465	100%	0%	0.0052	0.0001	0.0052
G-117654-A1	Stanislaus	Wood-Burning Firebox	Gas Insert				TRUE	9/24/2021	10/27/2021	22.7	0	7%	68%	0.299465	54%	44%	0.0028	0.0000	0.0028
G-117661-A1	Fresno	Wood-Burning Firebox	Gas Insert				TRUE	10/21/2021	12/16/2021	22.7	0	7%	68%	0.299465	24%	59%	0.0013	0.0000	0.0013
G-117716-A1	Stanislaus	Open Hearth Fireplace	Gas Insert				TRUE	9/27/2021	10/27/2021	22.7	0	7%	68%	0.299465	54%	44%	0.0028	0.0000	0.0028
G-117739-A1	Fresno	Open Hearth Fireplace	Gas Insert				TRUE	10/9/2021	11/23/2021	22.7	0	7%	68%	0.299465	24%	59%	0.0013	0.0000	0.0013
G-117750-A1	Fresno	Open Hearth Fireplace	Gas Insert				TRUE	11/10/2021	12/2/2021	22.7	0	7%	68%	0.299465	24%	59%	0.0013	0.0000	0.0013
G-117752-A1	San Joaquin	Open Hearth Fireplace	Gas Insert				TRUE	10/7/2021	11/23/2021	22.7	0	7%	68%	0.299465	61%	38%	0.0032	0.0000	0.0032
G-117808-A1	Fresno	Open Hearth Fireplace	Gas Insert				TRUE	10/16/2021	11/23/2021	22.7	0	7%	68%	0.299465	24%	59%	0.0013	0.0000	0.0013
G-117809-A1	Tulare	Non-Certified Wood Insert	Gas Insert				TRUE	9/29/2021	10/27/2021	29.5	0	54%	68%	2.1	53%	43%	0.0254	0.0000	0.0254
G-117813-A1	Fresno	Wood-Burning Firebox	Gas Insert				TRUE	10/25/2021	12/1/2021	22.7	0	7%	68%	0.299465	24%	59%	0.0013	0.0000	0.0013
G-117840-A1	Kings	Non-Certified Wood Insert	Gas Insert				TRUE	9/25/2021	11/23/2021	29.5	0	54%	68%	2.1	48%	48%	0.0227	0.0000	0.0227
G-117842-A1	Fresno	Open Hearth Fireplace	Gas Insert				TRUE	9/28/2021	11/23/2021	22.7	0	7%	68%	0.299465	24%	59%	0.0013	0.0000	0.0013
G-117897-A1	San Joaquin	Open Hearth Fireplace	Gas Insert				TRUE	10/29/2021	11/24/2021	22.7	0	7%	68%	0.299465	61%	38%	0.0032	0.0000	0.0032
G-117898-A1	Fresno	Open Hearth Fireplace	Gas Insert				TRUE	11/18/2021	12/16/2021	22.7	0	7%	68%	0.299465	24%	59%	0.0013	0.0000	0.0013
G-117899-A1	San Joaquin	Open Hearth Fireplace	Certified Wood Insert	1.8		71 Non-Catalytic	TRUE	11/23/2021	12/14/2021	22.7	3.6	7%	71%	0.299465	61%	38%	0.0032	0.0001	0.0031
G-117905-A1	San Joaquin	Open Hearth Fireplace	Certified Pellet Insert	1.1		66 Non-Catalytic	TRUE	9/23/2021	12/1/2021	22.7	2.2	7%	66%	0.299465	61%	38%	0.0032	0.0000	0.0031
G-117910-A1	Fresno	Open Hearth Fireplace	Gas Insert				TRUE	10/8/2021	12/1/2021	22.7	0	7%	68%	0.299465	24%	59%	0.0013	0.0000	0.0013
G-117914-A1	Tulare	Wood-Burning Firebox	Gas Insert				TRUE	11/12/2021	12/16/2021	22.7	0	7%	68%	0.299465	53%	43%	0.0028	0.0000	0.0028
G-117915-A1	Stanislaus	Wood-Burning Firebox	Gas Fireplace				TRUE	9/30/2021	12/1/2021	22.7	0	7%	68%	0.299465	54%	44%	0.0028	0.0000	0.0028
G-117916-A1	Fresno	Open Hearth Fireplace	Gas Insert				TRUE	10/29/2021	12/13/2021	22.7	0	7%	68%	0.299465	24%	59%	0.0013	0.0000	0.0013
G-117928-A1	Fresno	Wood-Burning Firebox	Gas Insert				TRUE	10/22/2021	12/1/2021	22.7	0	7%	68%	0.299465	24%	59%	0.0013	0.0000	0.0013
G-117929-A1	Stanislaus	Non-Certified Wood Insert	Gas Insert				TRUE	11/4/2021	12/14/2021	29.5	0	54%	68%	2.1	54%	44%	0.0258	0.0000	0.0258
G-117930-A1	Merced	Non-Certified Wood Insert	Gas Insert				TRUE	10/18/2021	12/1/2021	29.5	0	54%	68%	2.1	68%	32%	0.0322	0.0000	0.0322
G-117943-A1	Fresno	Open Hearth Fireplace	Gas Insert				TRUE	9/25/2021	10/27/2021	22.7	0	7%	68%	0.299465	24%	59%	0.0013	0.0000	0.0013
G-117971-A1	Madera	Non-Certified Wood Insert	Certified Wood Insert	1.7		73 Non-Catalytic	FALSE	11/3/2021	12/10/2021	29.5	3.4	54%	73%	2.1	100%	0%	0.0477	0.0041	0.0436
G-117972-A1	Fresno	Wood-Burning Firebox	Gas Insert				TRUE	11/12/2021	12/13/2021	22.7	0	7%	68%	0.299465	24%	59%	0.0013	0.0000	0.0013
G-117973-A1	Fresno	Wood-Burning Firebox	Gas Insert				TRUE	10/26/2021	12/14/2021	22.7	0	7%	68%	0.299465	24%	59%	0.0013	0.0000	0.0013
G-117974-A1	Madera	Wood-Burning Firebox	Gas Insert				TRUE	9/29/2021	12/1/2021	22.7	0	7%	68%	0.299465	33%	57%	0.0017	0.0000	0.0017
G-117975-A1	Tulare	Open Hearth Fireplace	Gas Insert				FALSE	10/6/2021	11/5/2021	22.7	0	7%	68%	0.299465	100%	0%	0.0052	0.0000	0.0052
G-117976-A1	Fresno	Open Hearth Fireplace	Gas Insert				TRUE	9/28/2021	12/1/2021	22.7	0	7%	68%	0.299465	24%	59%	0.0013	0.0000	0.0013
G-117983-A1	Fresno	Wood-Burning Firebox	Gas Insert				TRUE	10/20/2021	12/1/2021	22.7	0	7%	68%	0.299465	24%	59%	0.0013	0.0000	0.0013
G-117984-A1	Stanislaus	Non-Certified Wood Insert	Certified Wood Insert	1.9		72 Non-Catalytic	TRUE	10/7/2021	11/9/2021	29.5	3.8	54%	72%	2.1	54%	44%	0.0258	0.0028	0.0231
G-118002-A1	Fresno	Wood-Burning Firebox	Gas Insert				TRUE	11/12/2021	12/14/2021	22.7	0	7%	68%	0.299465	24%	59%	0.0013	0.0000	0.0013
G-118005-A1	Madera	Open Hearth Fireplace	Certified Wood Insert	1.7		74 Non-Catalytic	FALSE	10/5/2021	10/27/2021	22.7	3.4	7%	74%	0.299465	100%	0%	0.0052	0.0001	0.0052
G-118006-A1	Kern	Wood-Burning Firebox	Gas Insert				TRUE	10/29/2021	12/1/2021	22.7	0	7%	68%	0.299465	31%	51%	0.0016	0.0000	0.0016
G-118044-A1	Fresno	Wood-Burning Firebox	Gas Insert				TRUE	10/20/2021	12/1/2021	22.7	0	7%	68%	0.299465	24%	59%	0.0013	0.0000	0.0013
G-118046-A1	San Joaquin	Wood-Burning Firebox	Gas Insert				TRUE	10/15/2021	12/1/2021	22.7	0	7%	68%	0.299465	61%	38%	0.0032	0.0000	0.0032
G-118047-A1	Tulare	Open Hearth Fireplace	Gas Insert				TRUE	11/15/2021	12/14/2021	22.7	0	7%	68%	0.299465	53%	43%	0.0028	0.0000	0.0028
G-118066-A1	Fresno	Open Hearth Fireplace	Gas Insert				TRUE	10/4/2021	10/27/2021	22.7	0	7%	68%	0.299465	24%	59%	0.0013	0.0000	0.0013
G-118110-A1	San Joaquin	Open Hearth Fireplace	Gas Insert				TRUE	9/29/2021	12/1/2021	22.7	0	7%	68%	0.299465	61%	38%	0.0032	0.0000	0.0032
G-118150-A1	Fresno	Certified Pellet Insert	Gas Insert				TRUE	10/18/2021	12/1/2021	2.9	0	68%	68%	2.1	24%	59%	0.0011	0.0000	0.0011
G-118203-A1	Stanislaus	Open Hearth Fireplace	Gas Insert				TRUE	11/18/2021	12/14/2021	22.7	0	7%	68%	0.299465	54%	44%	0.0028	0.0000	0.0028
G-118205-A1	Tulare	Open Hearth Fireplace	Certified Wood Insert	1.5		69 Non-Catalytic	FALSE	11/19/2021	12/16/2021	22.7	3	7%	69%	0.299465	100%	0%	0.0052	0.0001	0.0052
G-118206-A1	Fresno	Open Hearth Fireplace	Gas Insert				TRUE	10/15/2021	12/1/2021	22.7	0	7%	68%	0.299465	24%	59%	0.0013	0.0000	0.0013
G-118208-A1	Kern	Wood-Burning Firebox	Gas Insert				TRUE	9/28/2021	12/1/2021	22.7	0	7%	68%	0.299465	31%	51%	0.0016	0.0000	0.0016
G-118209-A1	San Joaquin	Open Hearth Fireplace	Gas Insert				FALSE	10/19/2021	12/1/2021	22.7	0	7%	68%	0.299465	100%	0%	0.0052	0.0000	0.0052
G-118213-A1	Tulare	Open Hearth Fireplace	Certified Wood Insert	1.1		68 Non-Catalytic	FALSE	10/20/2021	12/29/2021	22.7	2.2	7%	68%	0.299465	100%	0%	0.0052	0.0001	0.0052
G-118273-A1	Kern	Open Hearth Fireplace	Gas Insert				TRUE	10/26/2021	12/1/2021	22.7	0	7%	68%	0.299465	31%	51%	0.0016	0.0000	0.0016
G-118274-A1	San Joaquin	Wood-Burning Firebox	Gas Insert				TRUE	11/11/2021	12/16/2021	22.7	0	7%	68%	0.299465	61%	38%	0.0032	0.0000	0.0032
G-118280-A1	Fresno	Open Hearth Fireplace	Gas Insert				TRUE	10/5/2021	12/10/2021	22.7	0	7%	68%	0.299465	24%	59%	0.0013	0.0000	0.0013
G-118281-A1	Fresno	Wood-Burning Firebox	Gas Insert				TRUE	10/1/2021	10/27/2021	22.7	0	7%	68%	0.299465	24%	59%	0.0013	0.0000	0.0013
G-118293-A1	Fresno	Open Hearth Fireplace	Gas Insert				TRUE	11/24/2021	12/21/2021	22.7	0	7%	68%	0.299465	24%	59%	0.0013	0.0000	0.0013
G-118364-A1	Tulare	Wood-Burning Firebox	Gas Insert				TRUE	11/15/2021	12/16/2021	22.7	0	7%	68%	0.299465	53%	43%	0.0028	0.0000	0.0028
G-118368-A1	Stanislaus	Open Hearth Fireplace	Gas Insert				TRUE	12/1/2021	12/21/2021	22.7	0	7%	68%						

SAN JOAQUIN VALLEY UNIFIED AIR POLLUTION CONTROL DISTRICT

2021 Annual Demonstration Report

August 31, 2022

Contract#	County	OldDeviceType	NewDeviceType	EmissionRating	OverallEfficiency	DeviceSubtype	PipedNatGa	InstallDate	ClaimDate	Emission Factor		Efficiency		FuelUse	Non-Curtailment %		Emissions (tpy PM2.5)		
										EF_Old	EF_New	Eff_Old	Eff_New		B_all	B_reg	Before	After	Reduction
G-118623-A1	Fresno	Wood-Burning Firebox	Gas Insert				TRUE	11/22/2021	12/21/2021	22.7	0	7%	68%	0.299465	24%	59%	0.0013	0.0000	0.0013
G-118632-A1	Fresno	Wood-Burning Firebox	Gas Insert				TRUE	11/18/2021	12/16/2021	22.7	0	7%	68%	0.299465	24%	59%	0.0013	0.0000	0.0013
G-118644-A1	Kern	Open Hearth Fireplace	Gas Insert				TRUE	10/7/2021	12/9/2021	22.7	0	7%	68%	0.299465	31%	51%	0.0016	0.0000	0.0016
G-118650-A1	San Joaquin	Open Hearth Fireplace	Gas Insert				TRUE	10/14/2021	12/10/2021	22.7	0	7%	68%	0.299465	61%	38%	0.0032	0.0000	0.0032
G-118656-A1	San Joaquin	Open Hearth Fireplace	Gas Fireplace				TRUE	10/22/2021	12/14/2021	22.7	0	7%	68%	0.299465	61%	38%	0.0032	0.0000	0.0032
G-118662-A1	Fresno	Non-Certified Wood Insert	Certified Wood Insert	1.7		73 Non-Catalytic	FALSE	11/19/2021	12/22/2021	29.5	3.4	54%	73%	2.1	100%	0%	0.0477	0.0041	0.0436
G-118663-A1	Fresno	Non-Certified Wood Insert	Gas Insert				TRUE	10/29/2021	12/16/2021	29.5	0	54%	68%	2.1	24%	59%	0.0115	0.0000	0.0115
G-118676-A1	Fresno	Open Hearth Fireplace	Gas Insert				TRUE	10/12/2021	12/10/2021	22.7	0	7%	68%	0.299465	24%	59%	0.0013	0.0000	0.0013
G-118687-A1	Fresno	Open Hearth Fireplace	Gas Insert				TRUE	11/16/2021	12/14/2021	22.7	0	7%	68%	0.299465	24%	59%	0.0013	0.0000	0.0013
G-118723-A1	Fresno	Non-Certified Wood Insert	Gas Insert				TRUE	10/29/2021	12/10/2021	29.5	0	54%	68%	2.1	24%	59%	0.0115	0.0000	0.0115
G-118727-A1	Fresno	Open Hearth Fireplace	Gas Insert				TRUE	10/21/2021	12/10/2021	22.7	0	7%	68%	0.299465	24%	59%	0.0013	0.0000	0.0013
G-118764-A1	Fresno	Open Hearth Fireplace	Gas Insert				TRUE	11/17/2021	12/14/2021	22.7	0	7%	68%	0.299465	24%	59%	0.0013	0.0000	0.0013
G-118774-A1	Kern	Wood-Burning Firebox	Gas Insert				TRUE	10/27/2021	12/10/2021	22.7	0	7%	68%	0.299465	31%	51%	0.0016	0.0000	0.0016
G-118787-A1	Fresno	Open Hearth Fireplace	Gas Insert				TRUE	10/26/2021	12/14/2021	22.7	0	7%	68%	0.299465	24%	59%	0.0013	0.0000	0.0013
G-118815-A1	Fresno	Open Hearth Fireplace	Gas Insert				TRUE	11/8/2021	12/21/2021	22.7	0	7%	68%	0.299465	24%	59%	0.0013	0.0000	0.0013
G-118823-A1	Fresno	Wood-Burning Firebox	Gas Insert				TRUE	10/13/2021	12/10/2021	22.7	0	7%	68%	0.299465	24%	59%	0.0013	0.0000	0.0013
G-118859-A1	Fresno	Open Hearth Fireplace	Gas Insert				TRUE	11/8/2021	12/28/2021	22.7	0	7%	68%	0.299465	24%	59%	0.0013	0.0000	0.0013
G-118864-A1	Fresno	Open Hearth Fireplace	Gas Insert				TRUE	11/2/2021	12/16/2021	22.7	0	7%	68%	0.299465	24%	59%	0.0013	0.0000	0.0013
G-118875-A1	Fresno	Wood-Burning Firebox	Gas Insert				TRUE	10/28/2021	12/10/2021	22.7	0	7%	68%	0.299465	24%	59%	0.0013	0.0000	0.0013
G-118876-A1	Fresno	Wood-Burning Firebox	Heat Pump				TRUE	10/26/2021	12/29/2021	22.7	0	7%	68%	0.299465	24%	59%	0.0013	0.0000	0.0013
G-118887-A1	Fresno	Open Hearth Fireplace	Gas Insert				TRUE	10/20/2021	12/10/2021	22.7	0	7%	68%	0.299465	24%	59%	0.0013	0.0000	0.0013
G-118888-A1	Tulare	Non-Certified Wood Insert	Certified Pellet Insert	1.5		68 Non-Catalytic	FALSE	11/17/2021	12/14/2021	29.5	3	54%	68%	2.1	100%	0%	0.0477	0.0039	0.0438
G-118897-A1	Fresno	Open Hearth Fireplace	Gas Fireplace				TRUE	10/26/2021	12/10/2021	22.7	0	7%	68%	0.299465	24%	59%	0.0013	0.0000	0.0013
G-118899-A1	Fresno	Non-Certified Wood Insert	Certified Wood Insert	1.3		74 Catalytic	FALSE	11/9/2021	12/28/2021	29.5	2.6	54%	74%	2.1	100%	0%	0.0477	0.0031	0.0446
G-118906-A1	Fresno	Open Hearth Fireplace	Gas Insert				TRUE	11/17/2021	12/14/2021	22.7	0	7%	68%	0.299465	24%	59%	0.0013	0.0000	0.0013
G-118945-A1	Fresno	Wood-Burning Firebox	Gas Insert				TRUE	11/2/2021	12/16/2021	22.7	0	7%	68%	0.299465	24%	59%	0.0013	0.0000	0.0013
G-118959-A1	Madera	Open Hearth Fireplace	Gas Insert				TRUE	10/19/2021	12/10/2021	22.7	0	7%	68%	0.299465	33%	57%	0.0017	0.0000	0.0017
G-118962-A1	Tulare	Open Hearth Fireplace	Certified Pellet Insert	1.5		68 Non-Catalytic	TRUE	10/29/2021	12/15/2021	22.7	3	7%	68%	0.299465	53%	43%	0.0028	0.0000	0.0027
G-118986-A1	Madera	Certified Wood Insert	Gas Insert				FALSE	10/23/2021	12/10/2021	14.5785	0	68%	68%	2.1	100%	0%	0.0236	0.0000	0.0236
G-118988-A1	Kings	Wood-Burning Firebox	Gas Insert				TRUE	11/18/2021	12/29/2021	22.7	0	7%	68%	0.299465	48%	48%	0.0025	0.0000	0.0025
G-119016-A1	Fresno	Wood-Burning Firebox	Gas Insert				TRUE	11/30/2021	12/16/2021	22.7	0	7%	68%	0.299465	24%	59%	0.0013	0.0000	0.0013
G-119029-A1	Fresno	Open Hearth Fireplace	Gas Insert				TRUE	11/4/2021	12/21/2021	22.7	0	7%	68%	0.299465	24%	59%	0.0013	0.0000	0.0013
G-119042-A1	Fresno	Open Hearth Fireplace	Gas Insert				TRUE	11/3/2021	12/9/2021	22.7	0	7%	68%	0.299465	24%	59%	0.0013	0.0000	0.0013
G-119045-A1	Fresno	Open Hearth Fireplace	Gas Insert				TRUE	11/8/2021	12/28/2021	22.7	0	7%	68%	0.299465	24%	59%	0.0013	0.0000	0.0013
G-119047-A1	Fresno	Freestanding Non-Certified Wood Stove	Freestanding Certified Wood Stove	2.1		70 Non-Catalytic	FALSE	10/30/2021	12/22/2021	29.5	4.2	54%	70%	2.09	100%	0%	0.0475	0.0052	0.0423
G-119072-A1	San Joaquin	Wood-Burning Firebox	Gas Insert				TRUE	11/13/2021	12/21/2021	22.7	0	7%	68%	0.299465	61%	38%	0.0032	0.0000	0.0032
G-119073-A1	San Joaquin	Open Hearth Fireplace	Gas Insert				TRUE	11/11/2021	12/29/2021	22.7	0	7%	68%	0.299465	61%	38%	0.0032	0.0000	0.0032
G-119075-A1	Kings	Open Hearth Fireplace	Gas Insert				TRUE	11/11/2021	12/21/2021	22.7	0	7%	68%	0.299465	48%	48%	0.0025	0.0000	0.0025
G-119076-A1	Tulare	Open Hearth Fireplace	Gas Insert				TRUE	11/8/2021	12/13/2021	22.7	0	7%	68%	0.299465	53%	43%	0.0028	0.0000	0.0028
G-119077-A1	Kern	Open Hearth Fireplace	Gas Insert				TRUE	11/4/2021	12/13/2021	22.7	0	7%	68%	0.299465	31%	51%	0.0016	0.0000	0.0016
G-119163-A1	Fresno	Open Hearth Fireplace	Gas Insert				TRUE	10/21/2021	12/9/2021	22.7	0	7%	68%	0.299465	24%	59%	0.0013	0.0000	0.0013
G-119165-A1	Stanislaus	Open Hearth Fireplace	Gas Insert				FALSE	10/20/2021	12/9/2021	22.7	0	7%	68%	0.299465	100%	0%	0.0052	0.0000	0.0052
G-119169-A1	Stanislaus	Non-Certified Pellet Insert	Gas Insert				TRUE	10/21/2021	12/9/2021	2.9	0	68%	68%	2.1	54%	44%	0.0025	0.0000	0.0025
G-119198-A1	Merced	Non-Certified Wood Insert	Certified Wood Insert	1.7		74 Non-Catalytic	FALSE	11/11/2021	12/29/2021	29.5	3.4	54%	74%	2.1	100%	0%	0.0477	0.0040	0.0437
G-119201-A1	Fresno	Wood-Burning Firebox	Certified Wood Insert	1.8		71 Non-Catalytic	FALSE	11/23/2021	12/14/2021	22.7	3.6	7%	71%	0.299465	100%	0%	0.0052	0.0001	0.0052
G-119205-A1	Stanislaus	Open Hearth Fireplace	Gas Insert				TRUE	10/27/2021	12/9/2021	22.7	0	7%	68%	0.299465	54%	44%	0.0028	0.0000	0.0028
G-119206-A1	Fresno	Open Hearth Fireplace	Gas Insert				FALSE	10/28/2021	12/14/2021	22.7	0	7%	68%	0.299465	100%	0%	0.0052	0.0000	0.0052
G-119208-A1	Kings	Open Hearth Fireplace	Gas Insert				FALSE	11/15/2021	12/29/2021	22.7	0	7%	68%	0.299465	100%	0%	0.0052	0.0000	0.0052
G-119214-A1	Kern	Wood-Burning Firebox	Gas Fireplace				TRUE	10/26/2021	12/28/2021	22.7	0	7%	68%	0.299465	31%	51%	0.0016	0.0000	0.0016
G-119223-A1	Merced	Open Hearth Fireplace	Certified Pellet Insert	1.5		68 Non-Catalytic	FALSE	11/4/2021	12/14/2021	22.7	3	7%	68%	0.299465	100%	0%	0.0052	0.0001	0.0052
G-119228-A1	Fresno	Open Hearth Fireplace	Gas Insert				TRUE	10/31/2021	12/9/2021	22.7	0	7%	68%	0.299465	24%	59%	0.0013	0.0000	0.0013
G-119236-A1	Kings	Open Hearth Fireplace	Gas Insert				TRUE	10/22/2021	12/14/2021	22.7	0	7%	68%	0.299465	48%	48%	0.0025	0.0000	0.0025
G-119244-A1	Tulare	Open Hearth Fireplace	Gas Insert				TRUE	11/20/2021	12/14/2021	22.7	0	7%	68%	0.299465	53%	43%	0.0028	0.0000	0.0028
G-119273-A1	Fresno	Wood-Burning Firebox	Gas Insert				TRUE	12/1/2021	12/28/2021	22.7	0	7%	68%	0.299465	24%	59%	0.0013	0.0000	0.0013
G-119292-A1	Tulare	Open Hearth Fireplace	Gas Insert				TRUE	11/1/2021	12/9/2021	22.7	0	7%	68%	0.299465	53%	43%	0.0028	0.0000	0.0028
G-119293-A1	Tulare	Open Hearth Fireplace	Gas Insert				TRUE	11/4/2021	12/9/2021	22.7	0	7%	68%	0.299465	53%	43%	0.0028	0.0000	0.0028
G-119300-A1	Tulare	Wood-Burning Firebox	Gas Insert				TRUE	11/3/2021	12/14/2021	22.7	0	7%	68%	0.299465	53%	43%	0.0028	0.0000	0.0028
G-119301-A1	Kings	Wood-Burning Firebox	Gas Insert				TRUE	11/11/2021	12/13/2021	22.7	0	7%	68%	0.299465	48%	48%	0.0025	0.0000	0.0025
G-119310-A1	Madera	Open Hearth Fireplace	Gas Insert				TRUE	10/30/2021	12/9/2021	22.7	0	7%	68%	0.299465	33%	57%	0.0017	0.0000	0.0017
G-119320-A1	Fresno	Wood-Burning Firebox	Heat Pump				TRUE	10/28/2021	12/9/2021	22.7	0	7%	68%	0.299465	24%	59%	0.0013	0.0000	0.0013
G-119322-A1	Stanislaus	Open Hearth Fireplace	Certified Pellet Insert	1.5		68 Non-Catalytic	FALSE	11/11/2021	12/16/2021	22.7	3	7%	68%	0.299465	100%	0%	0.0052	0.0001	0.0052
G-119387-A1	Stanislaus	Open Hearth Fireplace	Gas Insert				TRUE	11/12/2021	12/16/2021	22.7	0	7%	68%	0.299465	54%	44%	0.0028	0.0000	0.0028
G-119390-A1	Fresno	Certified Wood Insert	Gas Insert				TRUE	11/5/2021	12/14/2021	14.5785	0	68%	68%	2.1	24%	59%	0.0057	0.0000	0.0057
G-119399-A1	Tulare	Open Hearth Fireplace	Certified Wood Insert	2.3		72 Non-Catalytic	TRUE	10/28/2021	12/9/2021	22.7	4.6	7%	72%	0.299465	53%	43%	0.0028	0.0001	0.0027
G-119402-A1	Fresno	Open Hearth Fireplace	Gas Insert				TRUE	10/27/2021	12/9/2021	22.7	0	7%	68%	0.299465	24%	59%	0.0013	0.0000	0.0013
G-119409-A1	Kern	Wood-Burning Firebox	Gas Insert				TRUE	10/22/2021	12/9/2021	22.7	0	7%	68%	0.299465	31%	51%	0.0016	0.0000	0.0016
G-119410-A1	Kern	Wood-Burning Firebox	Gas Insert				TRUE	10/28/2021	12/9/2021	22.7	0	7%	68%</						

SAN JOAQUIN VALLEY UNIFIED AIR POLLUTION CONTROL DISTRICT

2021 Annual Demonstration Report

August 31, 2022

Contract#	County	OldDeviceType	NewDeviceType	EmissionRating	OverallEfficiency	DeviceSubtype	PipedNatGa	InstallDate	ClaimDate	Emission Factor		Efficiency		FuelUse	Non-Curtailment %		Emissions (tpy PM2.5)		
										EF_Old	EF_New	Eff_Old	Eff_New		B_all	B_reg	Before	After	Reduction
G-119676-A1	Stanislaus	Wood-Burning Firebox	Gas Insert				TRUE	11/4/2021	12/28/2021	22.7	0	7%	68%	0.299465	54%	44%	0.0028	0.0000	0.0028
G-119730-A1	Madera	Non-Certified Wood Insert	Certified Wood Insert	1.5		71 Non-Catalytic	FALSE	11/11/2021	12/29/2021	29.5	3	54%	71%	2.1	100%	0%	0.0477	0.0037	0.0440
G-119740-A1	Fresno	Open Hearth Fireplace	Certified Pellet Insert	1.5		65 Non-Catalytic	FALSE	11/10/2021	12/29/2021	22.7	3	7%	65%	0.299465	100%	0%	0.0052	0.0001	0.0052
G-119754-A1	San Joaquin	Open Hearth Fireplace	Certified Pellet Insert	1.8		60 Non-Catalytic	TRUE	11/8/2021	12/29/2021	22.7	3.6	7%	60%	0.299465	61%	38%	0.0032	0.0001	0.0031
G-119763-A1	Tulare	Open Hearth Fireplace	Gas Insert				TRUE	11/9/2021	12/29/2021	22.7	0	7%	68%	0.299465	53%	43%	0.0028	0.0000	0.0028
G-119764-A1	Fresno	Open Hearth Fireplace	Gas Insert				TRUE	11/17/2021	12/29/2021	22.7	0	7%	68%	0.299465	24%	59%	0.0013	0.0000	0.0013
G-119792-A1	Merced	Freestanding Non-Certified Wood Stove	Freestanding Certified Wood Stove	1.6		73 Non-Catalytic	FALSE	11/2/2021	12/2/2021	29.5	3.2	54%	73%	2.67	100%	0%	0.0606	0.0049	0.0558
G-119795-A1	Kern	Wood-Burning Firebox	Gas Insert				TRUE	11/3/2021	12/16/2021	22.7	0	7%	68%	0.299465	31%	51%	0.0016	0.0000	0.0016
G-119809-A1	Fresno	Open Hearth Fireplace	Gas Insert				TRUE	12/2/2021	12/29/2021	22.7	0	7%	68%	0.299465	24%	59%	0.0013	0.0000	0.0013
G-119843-A1	Fresno	Open Hearth Fireplace	Gas Insert				TRUE	11/4/2021	12/29/2021	22.7	0	7%	68%	0.299465	24%	59%	0.0013	0.0000	0.0013
G-119851-A1	Fresno	Non-Certified Pellet Insert	Gas Insert				TRUE	11/6/2021	12/29/2021	2.9	0	68%	68%	2.1	24%	59%	0.0011	0.0000	0.0011
G-119853-A1	Fresno	Open Hearth Fireplace	Gas Insert				TRUE	11/5/2021	12/16/2021	22.7	0	7%	68%	0.299465	24%	59%	0.0013	0.0000	0.0013
G-119868-A1	Kern	Wood-Burning Firebox	Gas Insert				TRUE	11/20/2021	12/29/2021	22.7	0	7%	68%	0.299465	31%	51%	0.0016	0.0000	0.0016
G-119869-A1	Tulare	Wood-Burning Firebox	Gas Insert				TRUE	11/23/2021	12/16/2021	22.7	0	7%	68%	0.299465	53%	43%	0.0028	0.0000	0.0028
G-119870-A1	Fresno	Open Hearth Fireplace	Certified Wood Insert	2.3		72 Non-Catalytic	FALSE	10/29/2021	12/2/2021	22.7	4.6	7%	72%	0.299465	100%	0%	0.0052	0.0001	0.0051
G-119872-A1	Tulare	Open Hearth Fireplace	Gas Insert				TRUE	12/1/2021	12/28/2021	22.7	0	7%	68%	0.299465	53%	43%	0.0028	0.0000	0.0028
G-119875-A1	Madera	Non-Certified Wood Insert	Gas Insert				FALSE	11/11/2021	12/29/2021	29.5	0	54%	68%	2.1	100%	0%	0.0477	0.0000	0.0477
G-119889-A1	Fresno	Non-Certified Wood Insert	Certified Pellet Insert	1.5		65 Non-Catalytic	FALSE	11/6/2021	12/29/2021	29.5	3	54%	65%	2.1	100%	0%	0.0477	0.0040	0.0437
G-119891-A1	Fresno	Open Hearth Fireplace	Gas Insert				TRUE	11/6/2021	12/29/2021	22.7	0	7%	68%	0.299465	24%	59%	0.0013	0.0000	0.0013
G-119912-A1	San Joaquin	Open Hearth Fireplace	Gas Insert				TRUE	11/19/2021	12/16/2021	22.7	0	7%	68%	0.299465	61%	38%	0.0032	0.0000	0.0032
G-119929-A1	Fresno	Open Hearth Fireplace	Gas Insert				TRUE	11/22/2021	12/29/2021	22.7	0	7%	68%	0.299465	24%	59%	0.0013	0.0000	0.0013
G-119959-A1	Stanislaus	Wood-Burning Firebox	Gas Insert				TRUE	11/19/2021	12/16/2021	22.7	0	7%	68%	0.299465	54%	44%	0.0028	0.0000	0.0028
G-119998-A1	Fresno	Open Hearth Fireplace	Gas Insert				TRUE	11/4/2021	12/16/2021	22.7	0	7%	68%	0.299465	24%	59%	0.0013	0.0000	0.0013
G-120002-A1	Fresno	Open Hearth Fireplace	Gas Insert				TRUE	11/16/2021	12/21/2021	22.7	0	7%	68%	0.299465	24%	59%	0.0013	0.0000	0.0013
G-120014-A1	San Joaquin	Wood-Burning Firebox	Gas Insert				TRUE	11/24/2021	12/29/2021	22.7	0	7%	68%	0.299465	61%	38%	0.0032	0.0000	0.0032
G-120030-A1	Kern	Wood-Burning Firebox	Gas Insert				TRUE	11/5/2021	12/21/2021	22.7	0	7%	68%	0.299465	31%	51%	0.0016	0.0000	0.0016
G-120042-A1	Kern	Open Hearth Fireplace	Gas Insert				TRUE	11/17/2021	12/28/2021	22.7	0	7%	68%	0.299465	31%	51%	0.0016	0.0000	0.0016
G-120068-A1	Kern	Open Hearth Fireplace	Gas Insert				TRUE	11/8/2021	12/21/2021	22.7	0	7%	68%	0.299465	31%	51%	0.0016	0.0000	0.0016
G-120076-A1	Tulare	Open Hearth Fireplace	Gas Insert				TRUE	11/23/2021	12/29/2021	22.7	0	7%	68%	0.299465	53%	43%	0.0028	0.0000	0.0028
G-120142-A1	Fresno	Wood-Burning Firebox	Gas Insert				TRUE	11/9/2021	12/29/2021	22.7	0	7%	68%	0.299465	24%	59%	0.0013	0.0000	0.0013
G-120147-A1	Kern	Open Hearth Fireplace	Gas Insert				TRUE	11/24/2021	12/29/2021	22.7	0	7%	68%	0.299465	31%	51%	0.0016	0.0000	0.0016
G-120151-A1	Fresno	Freestanding Non-Certified Pellet Stove	Freestanding Certified Pellet Stove	1.7		72 Non-Catalytic	FALSE	11/18/2021	12/29/2021	2.9	3.4	68%	72%	2.09	100%	0%	0.0047	0.0052	-0.0005
G-120154-A1	Tulare	Open Hearth Fireplace	Gas Insert				TRUE	11/27/2021	12/28/2021	22.7	0	7%	68%	0.299465	53%	43%	0.0028	0.0000	0.0028
G-120242-A1	Stanislaus	Wood-Burning Firebox	Gas Insert				TRUE	11/17/2021	12/28/2021	22.7	0	7%	68%	0.299465	54%	44%	0.0028	0.0000	0.0028
G-120245-A1	Fresno	Wood-Burning Firebox	Gas Insert				TRUE	11/19/2021	12/28/2021	22.7	0	7%	68%	0.299465	24%	59%	0.0013	0.0000	0.0013
G-120255-A1	Fresno	Open Hearth Fireplace	Gas Insert				TRUE	11/18/2021	12/28/2021	22.7	0	7%	68%	0.299465	24%	59%	0.0013	0.0000	0.0013
G-120283-A1	Kern	Wood-Burning Firebox	Gas Fireplace				TRUE	11/12/2021	12/28/2021	22.7	0	7%	68%	0.299465	31%	51%	0.0016	0.0000	0.0016
G-120338-A1	Kern	Open Hearth Fireplace	Gas Insert				TRUE	11/15/2021	12/28/2021	22.7	0	7%	68%	0.299465	31%	51%	0.0016	0.0000	0.0016
G-120400-A1	Fresno	Open Hearth Fireplace	Gas Insert				TRUE	11/18/2021	12/28/2021	22.7	0	7%	68%	0.299465	24%	59%	0.0013	0.0000	0.0013
G-65424-A1	Stanislaus	Wood-Burning Firebox	Gas Fireplace				TRUE	8/6/2018	9/12/2018	22.7	0	7%	68%	0.299465	54%	44%	0.0028	0.0000	0.0028
G-65427-A1	Merced	Open Hearth Fireplace	Gas Insert				FALSE	8/2/2018	10/3/2018	22.7	0	7%	68%	0.299465	100%	0%	0.0052	0.0000	0.0052
G-65440-A1	Tulare	Open Hearth Fireplace	Gas Insert				FALSE	8/15/2018	10/3/2018	22.7	0	7%	68%	0.299465	100%	0%	0.0052	0.0000	0.0052
G-65445-A1	Stanislaus	Wood-Burning Firebox	Gas Insert				TRUE	7/27/2018	10/3/2018	22.7	0	7%	68%	0.299465	54%	44%	0.0028	0.0000	0.0028
G-65454-A1	San Joaquin	Freestanding Non-Certified Wood Stove	Freestanding Certified Pellet Stove	1.1		Non-Catalytic	TRUE	9/10/2018	10/30/2018	29.5	2.2	54%	68%	1.15	61%	38%	0.0159	0.0010	0.0149
G-65457-A1	Madera	Wood-Burning Firebox	Gas Insert				TRUE	8/1/2018	8/22/2018	22.7	0	7%	68%	0.299465	33%	57%	0.0017	0.0000	0.0017
G-65458-A1	Fresno	Open Hearth Fireplace	Certified Wood Insert	1.6		Non-Catalytic	FALSE	8/29/2018	1/24/2019	22.7	3.2	7%	68%	0.299465	100%	0%	0.0052	0.0001	0.0052
G-65466-A1	Fresno	Open Hearth Fireplace	Certified Wood Insert	2.6		Non-Catalytic	TRUE	8/1/2018	11/28/2018	22.7	5.2	7%	68%	0.299465	24%	59%	0.0013	0.0000	0.0012
G-65469-A1	Stanislaus	Non-Certified Wood Insert	Certified Pellet Insert	1.1		Non-Catalytic	FALSE	7/24/2018	10/3/2018	29.5	2.2	54%	68%	2.1	100%	0%	0.0477	0.0028	0.0449
G-65476-A1	Fresno	Freestanding Non-Certified Wood Stove	Freestanding Certified Wood Stove	2.6		Non-Catalytic	TRUE	9/21/2018	10/24/2018	29.5	5.2	54%	68%	2.09	24%	59%	0.0115	0.0022	0.0093
G-65480-A1	Fresno	Certified Wood Insert	Gas Insert				TRUE	7/28/2018	10/30/2018	14.5785	0	68%	68%	2.1	24%	59%	0.0057	0.0000	0.0057
G-65483-A1	San Joaquin	Open Hearth Fireplace	Gas Fireplace				TRUE	11/9/2018	1/30/2019	22.7	0	7%	68%	0.299465	61%	38%	0.0032	0.0000	0.0032
G-65485-A2	Fresno	Open Hearth Fireplace	Gas Insert				TRUE	12/15/2018	3/11/2019	22.7	0	7%	68%	0.299465	24%	59%	0.0013	0.0000	0.0013
G-65488-A1	San Joaquin	Open Hearth Fireplace	Gas Fireplace				TRUE	8/9/2018	10/30/2018	22.7	0	7%	68%	0.299465	61%	38%	0.0032	0.0000	0.0032
G-65489-A1	Fresno	Wood-Burning Firebox	Gas Fireplace				TRUE	9/28/2018	10/30/2018	22.7	0	7%	68%	0.299465	24%	59%	0.0013	0.0000	0.0013
G-65491-A1	San Joaquin	Open Hearth Fireplace	Gas Insert				TRUE	7/25/2018	9/27/2018	22.7	0	7%	68%	0.299465	61%	38%	0.0032	0.0000	0.0032
G-65499-A1	Kern	Open Hearth Fireplace	Gas Insert				TRUE	7/30/2018	10/3/2018	22.7	0	7%	68%	0.299465	31%	51%	0.0016	0.0000	0.0016
G-65500-A1	San Joaquin	Non-Certified Wood Insert	Gas Insert				TRUE	7/25/2018	10/3/2018	29.5	0	54%	68%	2.1	61%	38%	0.0290	0.0000	0.0290
G-65511-A1	Tulare	Open Hearth Fireplace	Gas Insert				TRUE	9/5/2018	10/24/2018	22.7	0	7%	68%	0.299465	53%	43%	0.0028	0.0000	0.0028
G-65514-A1	San Joaquin	Open Hearth Fireplace	Gas Insert				TRUE	9/5/2018	10/30/2018	22.7	0	7%	68%	0.299465	61%	38%	0.0032	0.0000	0.0032
G-65516-A1	Fresno	Freestanding Non-Certified Wood Stove																	

SAN JOAQUIN VALLEY UNIFIED AIR POLLUTION CONTROL DISTRICT

2021 Annual Demonstration Report

August 31, 2022

Contract#	County	OldDeviceType	NewDeviceType	EmissionRating	OverallEfficiency	DeviceSubtype	PipedNatGa	InstallDate	ClaimDate	Emission Factor		Efficiency		FuelUse	Non-Curtailment %		Emissions (tpy PM2.5)		
										EF_Old	EF_New	Eff_Old	Eff_New		B_all	B_reg	Before	After	Reduction
G-65746-A1	Fresno	Open Hearth Fireplace	Gas Insert				TRUE	8/10/2018	11/28/2018	22.7	0	7%	68%	0.299465	24%	59%	0.0013	0.0000	0.0013
G-65752-A1	Fresno	Open Hearth Fireplace	Certified Wood Insert	4.4		Non-Catalytic	FALSE	8/30/2018	10/18/2018	22.7	8.8	7%	68%	0.299465	100%	0%	0.0052	0.0002	0.0050
G-65760-A1	Fresno	Open Hearth Fireplace	Certified Wood Insert	2.6		Non-Catalytic	FALSE	8/7/2018	9/12/2018	22.7	5.2	7%	68%	0.299465	100%	0%	0.0052	0.0001	0.0051
G-65761-A1	Fresno	Open Hearth Fireplace	Certified Wood Insert	2.6		Non-Catalytic	TRUE	8/7/2018	8/22/2018	22.7	5.2	7%	68%	0.299465	24%	59%	0.0013	0.0000	0.0012
G-65874-A1	Fresno	Non-Certified Wood Insert	Gas Insert				FALSE	10/10/2018	12/4/2018	29.5	0	54%	68%	2.1	100%	0%	0.0477	0.0000	0.0477
G-65877-A1	San Joaquin	Freestanding Non-Certified Wood Stove	Freestanding Certified Wood Stove	3.5		Non-Catalytic	TRUE	8/15/2018	10/24/2018	29.5	7	54%	68%	1.15	61%	38%	0.0159	0.0033	0.0126
G-65878-A1	Kern	Open Hearth Fireplace	Gas Insert				FALSE	1/3/2019	4/10/2019	22.7	0	7%	68%	0.299465	100%	0%	0.0052	0.0000	0.0052
G-65879-A1	San Joaquin	Open Hearth Fireplace	Certified Wood Insert	1.5		69 Non-Catalytic	TRUE	12/21/2018	2/21/2019	22.7	3	7%	69%	0.299465	61%	38%	0.0032	0.0000	0.0031
G-65904-A1	Madera	Open Hearth Fireplace	Certified Pellet Insert	2.1		Non-Catalytic	TRUE	9/1/2018	10/30/2018	22.7	4.2	7%	68%	0.299465	33%	57%	0.0017	0.0000	0.0017
G-65906-A1	Fresno	Open Hearth Fireplace	Gas Insert				TRUE	1/16/2019	2/28/2019	22.7	0	7%	68%	0.299465	24%	59%	0.0013	0.0000	0.0013
G-65907-A1	Fresno	Open Hearth Fireplace	Gas Insert				TRUE	8/28/2018	10/3/2018	22.7	0	7%	68%	0.299465	24%	59%	0.0013	0.0000	0.0013
G-65908-A1	Fresno	Open Hearth Fireplace	Certified Wood Insert	2.6		Non-Catalytic	FALSE	8/8/2018	9/12/2018	22.7	5.2	7%	68%	0.299465	100%	0%	0.0052	0.0001	0.0051
G-65909-A1	Tulare	Wood-Burning Firebox	Certified Wood Insert	2.6		Non-Catalytic	FALSE	8/11/2018	10/18/2018	22.7	5.2	7%	68%	0.299465	100%	0%	0.0052	0.0001	0.0051
G-65911-A1	Fresno	Open Hearth Fireplace	Gas Insert				TRUE	8/29/2018	10/30/2018	22.7	0	7%	68%	0.299465	24%	59%	0.0013	0.0000	0.0013
G-65914-A1	Stanislaus	Open Hearth Fireplace	Gas Insert				TRUE	8/10/2018	10/3/2018	22.7	0	7%	68%	0.299465	54%	44%	0.0028	0.0000	0.0028
G-65917-A1	San Joaquin	Open Hearth Fireplace	Gas Insert				TRUE	8/9/2018	10/3/2018	22.7	0	7%	68%	0.299465	61%	38%	0.0032	0.0000	0.0032
G-65950-A1	Fresno	Open Hearth Fireplace	Gas Insert				FALSE	9/19/2018	10/30/2018	22.7	0	7%	68%	0.299465	100%	0%	0.0052	0.0000	0.0052
G-65951-A1	Fresno	Open Hearth Fireplace	Certified Wood Insert	2.6		Non-Catalytic	TRUE	8/16/2018	9/12/2018	22.7	5.2	7%	68%	0.299465	24%	59%	0.0013	0.0000	0.0012
G-65999-A1	Fresno	Open Hearth Fireplace	Gas Insert				TRUE	9/12/2018	12/12/2018	22.7	0	7%	68%	0.299465	24%	59%	0.0013	0.0000	0.0013
G-66042-A1	Fresno	Open Hearth Fireplace	Gas Insert				TRUE	8/2/2018	10/3/2018	22.7	0	7%	68%	0.299465	24%	59%	0.0013	0.0000	0.0013
G-66043-A1	Kern	Non-Certified Wood Insert	Gas Insert				TRUE	9/14/2018	10/30/2018	29.5	0	54%	68%	2.1	31%	51%	0.0147	0.0000	0.0147
G-66044-A1	Fresno	Open Hearth Fireplace	Certified Wood Insert	2.6		Non-Catalytic	FALSE	8/28/2018	9/12/2018	22.7	5.2	7%	68%	0.299465	100%	0%	0.0052	0.0001	0.0051
G-66045-A1	Tulare	Wood-Burning Firebox	Gas Insert				TRUE	8/31/2018	10/30/2018	22.7	0	7%	68%	0.299465	53%	43%	0.0028	0.0000	0.0028
G-66150-A1	Tulare	Open Hearth Fireplace	Certified Wood Insert	2.6		Non-Catalytic	TRUE	8/31/2018	1/15/2019	22.7	5.2	7%	68%	0.299465	53%	43%	0.0028	0.0001	0.0027
G-66193-A1	Merced	Open Hearth Fireplace	Gas Insert				TRUE	9/21/2018	10/31/2018	22.7	0	7%	68%	0.299465	68%	32%	0.0035	0.0000	0.0035
G-66194-A1	San Joaquin	Non-Certified Wood Insert	Gas Fireplace				TRUE	9/13/2018	10/31/2018	29.5	0	54%	68%	2.1	61%	38%	0.0290	0.0000	0.0290
G-66195-A1	Fresno	Non-Certified Wood Insert	Certified Wood Insert	2.6		Non-Catalytic	TRUE	10/23/2018	11/28/2018	29.5	5.2	54%	68%	2.1	24%	59%	0.0115	0.0022	0.0094
G-66196-A1	Fresno	Open Hearth Fireplace	Certified Wood Insert	2.6		Non-Catalytic	TRUE	8/15/2018	9/12/2018	22.7	5.2	7%	68%	0.299465	24%	59%	0.0013	0.0000	0.0012
G-66201-A1	Fresno	Non-Certified Wood Insert	Gas Insert				TRUE	8/14/2018	10/31/2018	29.5	0	54%	68%	2.1	24%	59%	0.0115	0.0000	0.0115
G-66215-A1	Fresno	Open Hearth Fireplace	Certified Pellet Insert	1.1		Non-Catalytic	FALSE	8/15/2018	10/3/2018	22.7	2.2	7%	68%	0.299465	100%	0%	0.0052	0.0001	0.0052
G-66216-A1	Fresno	Freestanding Non-Certified Wood Stove	Freestanding Certified Wood Stove	3.6		Non-Catalytic	FALSE	10/5/2018	1/9/2019	29.5	7.2	54%	68%	2.09	100%	0%	0.0475	0.0092	0.0383
G-66217-A1	Fresno	Non-Certified Wood Insert	Certified Wood Insert	4.2		Non-Catalytic	TRUE	8/29/2018	10/31/2018	29.5	8.4	54%	68%	2.1	24%	59%	0.0115	0.0035	0.0080
G-66218-A1	Merced	Open Hearth Fireplace	Gas Fireplace				TRUE	10/3/2018	12/4/2018	22.7	0	7%	68%	0.299465	68%	32%	0.0035	0.0000	0.0035
G-66250-A1	Kings	Open Hearth Fireplace	Gas Insert				TRUE	8/30/2018	1/15/2019	22.7	0	7%	68%	0.299465	48%	48%	0.0025	0.0000	0.0025
G-66260-A1	San Joaquin	Open Hearth Fireplace	Gas Insert				TRUE	10/16/2018	10/31/2018	22.7	0	7%	68%	0.299465	61%	38%	0.0032	0.0000	0.0032
G-66261-A1	Stanislaus	Open Hearth Fireplace	Gas Insert				TRUE	8/15/2018	12/4/2018	22.7	0	7%	68%	0.299465	54%	44%	0.0028	0.0000	0.0028
G-66263-A1	San Joaquin	Open Hearth Fireplace	Gas Insert				TRUE	9/4/2018	6/12/2019	22.7	0	7%	68%	0.299465	61%	38%	0.0032	0.0000	0.0032
G-66319-A1	Stanislaus	Wood-Burning Firebox	Gas Fireplace				FALSE	9/5/2018	10/30/2018	22.7	0	7%	68%	0.299465	100%	0%	0.0052	0.0000	0.0052
G-66321-A1	Tulare	Wood-Burning Firebox	Certified Wood Insert	1.6		Non-Catalytic	TRUE	9/24/2018	12/4/2018	22.7	3.2	7%	68%	0.299465	53%	43%	0.0028	0.0000	0.0027
G-66324-A1	Tulare	Non-Certified Wood Insert	Gas Insert				TRUE	9/12/2018	10/30/2018	29.5	0	54%	68%	2.1	53%	43%	0.0254	0.0000	0.0254
G-66325-A1	Fresno	Open Hearth Fireplace	Gas Insert				TRUE	9/25/2018	11/28/2018	22.7	0	7%	68%	0.299465	24%	59%	0.0013	0.0000	0.0013
G-66326-A1	Fresno	Wood-Burning Firebox	Gas Insert				TRUE	8/30/2018	11/28/2018	22.7	0	7%	68%	0.299465	24%	59%	0.0013	0.0000	0.0013
G-66327-A1	Kern	Certified Wood Insert	Gas Insert				TRUE	10/4/2018	11/29/2018	14.5785	0	68%	68%	2.1	31%	51%	0.0073	0.0000	0.0073
G-66426-A1	Stanislaus	Open Hearth Fireplace	Gas Insert				TRUE	8/22/2018	10/3/2018	22.7	0	7%	68%	0.299465	54%	44%	0.0028	0.0000	0.0028
G-66427-A1	San Joaquin	Open Hearth Fireplace	Gas Insert				FALSE	8/27/2018	10/3/2018	22.7	0	7%	68%	0.299465	100%	0%	0.0052	0.0000	0.0052
G-66428-A1	San Joaquin	Open Hearth Fireplace	Gas Insert				TRUE	9/28/2018	12/6/2018	22.7	0	7%	68%	0.299465	61%	38%	0.0032	0.0000	0.0032
G-66429-A1	Fresno	Open Hearth Fireplace	Gas Insert				TRUE	8/23/2018	1/8/2019	22.7	0	7%	68%	0.299465	24%	59%	0.0013	0.0000	0.0013
G-66430-A1	Fresno	Open Hearth Fireplace	Gas Insert				TRUE	8/21/2018	10/3/2018	22.7	0	7%	68%	0.299465	24%	59%	0.0013	0.0000	0.0013
G-66431-A1	Fresno	Freestanding Non-Certified Wood Stove	Freestanding Certified Wood Stove	4.2		Non-Catalytic	TRUE	9/29/2018	10/17/2019	29.5	8.4	54%	68%	2.09	24%	59%	0.0115	0.0035	0.0080
G-66432-A1	Stanislaus	Freestanding Non-Certified Wood Stove	Freestanding Gas Stove				TRUE	8/24/2018	10/3/2018	29.5	0	54%	68%	1.55	54%	44%	0.0191	0.0000	0.0191
G-66433-A1	San Joaquin	Open Hearth Fireplace	Gas Insert				TRUE	9/24/2018	10/31/2018	22.7	0	7%	68%	0.299465	61%	38%	0.0032	0.0000	0.0032
G-66435-A1	Madera	Freestanding Non-Certified Wood Stove	Freestanding Certified Wood Stove	3.4		72 Non-Catalytic	TRUE	10/5/2018	10/24/2018	29.5	6.8	54%	72%	2.61	33%	57%	0.0198	0.0042	0.0155
G-66444-A1	San Joaquin	Open Hearth Fireplace	Gas Insert				TRUE	10/12/2018	11/28/2018	22.7	0	7%	68%	0.299465	61%	38%	0.0032	0.0000	0.0032
G-66445-A1	Fresno	Wood-Burning Firebox	Certified Wood Insert	2.6		Non-Catalytic	TRUE	9/17/2018	9/27/2018	22.7	5.2	7%	68%	0.299465	24%	59%	0.0013	0.0000	0.0012
G-66467-A1	Madera	Open Hearth Fireplace	Gas Insert				FALSE	9/17/2018	10/30/2018	22.7	0	7%	68%	0.299465	100%	0%	0.0052	0.0000	0.0052
G-66468-A1	Madera	Freestanding Non-Certified Pellet Stove	Freestanding Certified Pellet Stove	0.99		77 Non-Catalytic	FALSE	11/9/2018	11/28/2018	2.9	1.98	68%	77%	2.61	100%	0%	0.0058	0.0035	0.0023
G-66470-A1	Fresno	Non-Certified Wood Insert	Gas Insert				TRUE	9/23/2018	12/4/2018	29.5	0	54%	68%	2.1	24%	59%	0.0115	0.0000	0.0115
G-66471-A1	San Joaquin	Open Hearth Fireplace	Gas Insert				FALSE	11/28/2018	1/24/2019	22.7	0	7%	68%	0.299465	100%	0%	0.0052	0.0000	0.0052
G-66472-A1	Fresno	Open Hearth Fireplace	Certified Wood Insert	2.6		Non-Catalytic	TRUE	12/4/2018	12/18/2018	22.7	5.2	7%	68%	0.299465	24%	59%	0.0013	0.0000	0.0012
G-66480-A1	Kings	Certified Wood Insert	Gas Insert				TRUE	9/24/2018	10/30/2018	14.5785	0	68%	68%	2.1	48%	48%	0.0112	0.0000	0.0112
G-66481-A1	San Joaquin	Open Hearth Fireplace	Gas Insert				TRUE	9/14/2018	12/4/2018	22.7	0	7%	68%	0.299465	61%	38%	0.0032	0.0000	0.0032
G-66496-A1	Fresno	Wood-Burning Firebox	Gas Insert				TRUE	11/16/2018	12/18/2018	22.7	0	7%	68%	0.299465	24%	59%	0.0013	0.0000	0.0013
G-66497-A1	Kern	Open Hearth Fireplace	Gas Insert				TRUE	10/31/2018	1/15/2019	22.7	0	7%	68%	0.299465	31%	51%	0.0016	0.0000	0.0016
G-66498-A1	Stanislaus	Wood-Burning Firebox	Gas Insert				FALSE	12/3/2018	2/6/2019	22.7	0	7%	68%	0.299465	100%	0%	0.0052	0.0000	0.0052
G-66499-A1	Tulare	Open Hearth Fireplace	Certified Wood Insert	2.6		Non-Catalytic	TRUE	9/18/2018	10/18/2018	22.7	5.2	7%	68%	0.299465	53%	43%	0.0028	0.0001	0.0027
G-66500-A1	Fresno	Wood-Burning Firebox	Certified Wood Insert	2.6		Non-Catalytic	TRUE	9/19/2018	10/31/2018	22.7	5.2	7%	68%	0.299465	24%	59%	0.0013	0.0000	0.0012
G-66534-A1	Stanislaus	Open Hearth Fireplace	Gas Insert																

SAN JOAQUIN VALLEY UNIFIED AIR POLLUTION CONTROL DISTRICT

2021 Annual Demonstration Report

August 31, 2022

Contract#	County	OldDeviceType	NewDeviceType	EmissionRating	OverallEfficiency	DeviceSubtype	PipedNatGa	InstallDate	ClaimDate	Emission Factor		Efficiency		FuelUse	Non-Curtailment %		Emissions (tpy PM2.5)		
										EF_Old	EF_New	Eff_Old	Eff_New		B_all	B_reg	Before	After	Reduction
G-66665-A1	Fresno	Open Hearth Fireplace	Certified Wood Insert	2.6		Non-Catalytic	TRUE	9/18/2018	10/18/2018	22.7	5.2	7%	68%	0.299465	24%	59%	0.0013	0.0000	0.0012
G-66666-A1	Fresno	Non-Certified Wood Insert	Certified Wood Insert	2.6		Non-Catalytic	TRUE	9/25/2018	10/24/2018	29.5	5.2	54%	68%	2.1	24%	59%	0.0115	0.0022	0.0094
G-66667-A1	Fresno	Open Hearth Fireplace	Certified Wood Insert	2.6		Non-Catalytic	FALSE	9/4/2018	9/27/2018	22.7	5.2	7%	68%	0.299465	100%	0%	0.0052	0.0001	0.0051
G-66668-A1	Stanislaus	Wood-Burning Firebox	Gas Insert				TRUE	9/19/2018	10/30/2018	22.7	0	7%	68%	0.299465	54%	44%	0.0028	0.0000	0.0028
G-66669-A1	San Joaquin	Certified Wood Insert	Gas Insert				TRUE	10/5/2018	10/30/2018	14.5785	0	68%	68%	2.1	61%	38%	0.0143	0.0000	0.0143
G-66670-A1	Fresno	Wood-Burning Firebox	Certified Wood Insert	2.6		Non-Catalytic	TRUE	9/25/2018	10/24/2018	22.7	5.2	7%	68%	0.299465	24%	59%	0.0013	0.0000	0.0012
G-66671-A1	Fresno	Freestanding Non-Certified Wood Stove	Freestanding Certified Pellet Stove	0.73		Non-Catalytic	FALSE	10/12/2018	11/28/2018	29.5	1.46	54%	68%	2.09	100%	0%	0.0475	0.0019	0.0456
G-66674-A1	San Joaquin	Open Hearth Fireplace	Gas Insert				TRUE	10/16/2018	11/4/2019	22.7	0	7%	68%	0.299465	61%	38%	0.0032	0.0000	0.0032
G-66675-A1	Tulare	Wood-Burning Firebox	Gas Insert				TRUE	10/1/2018	10/30/2018	22.7	0	7%	68%	0.299465	53%	43%	0.0028	0.0000	0.0028
G-66737-A1	Tulare	Wood-Burning Firebox	Gas Fireplace				TRUE	12/21/2018	2/21/2019	22.7	0	7%	68%	0.299465	53%	43%	0.0028	0.0000	0.0028
G-66738-A1	Fresno	Open Hearth Fireplace	Gas Insert				TRUE	9/5/2018	10/30/2018	22.7	0	7%	68%	0.299465	24%	59%	0.0013	0.0000	0.0013
G-66740-A1	Kern	Wood-Burning Firebox	Gas Insert				TRUE	9/10/2018	10/31/2018	22.7	0	7%	68%	0.299465	31%	51%	0.0016	0.0000	0.0016
G-66742-A1	Fresno	Open Hearth Fireplace	Gas Insert				TRUE	4/13/2019	5/1/2019	22.7	0	7%	68%	0.299465	24%	59%	0.0013	0.0000	0.0013
G-66743-A1	Fresno	Open Hearth Fireplace	Certified Wood Insert	1.9		78 Catalytic	FALSE	9/6/2018	9/17/2019	22.7	3.8	7%	78%	0.299465	100%	0%	0.0052	0.0001	0.0052
G-66744-A1	San Joaquin	Open Hearth Fireplace	Gas Fireplace				TRUE	10/29/2018	1/8/2019	22.7	0	7%	68%	0.299465	61%	38%	0.0032	0.0000	0.0032
G-66745-A1	Fresno	Freestanding Non-Certified Wood Stove	Freestanding Certified Wood Stove	0.45		80 Catalytic	FALSE	10/10/2018	10/30/2018	29.5	0.9	54%	80%	2.09	100%	0%	0.0475	0.0010	0.0465
G-66746-A1	Fresno	Non-Certified Wood Insert	Certified Wood Insert	2.6		Non-Catalytic	TRUE	9/14/2018	10/24/2018	29.5	5.2	54%	68%	2.1	24%	59%	0.0115	0.0022	0.0094
G-66747-A1	San Joaquin	Open Hearth Fireplace	Gas Insert				FALSE	10/9/2018	12/20/2018	22.7	0	7%	68%	0.299465	100%	0%	0.0052	0.0000	0.0052
G-66752-A1	Fresno	Open Hearth Fireplace	Certified Wood Insert	2.9		Non-Catalytic	TRUE	1/11/2019	1/23/2019	22.7	5.8	7%	68%	0.299465	24%	59%	0.0013	0.0000	0.0012
G-66753-A1	Stanislaus	Non-Certified Wood Insert	Gas Insert				TRUE	9/11/2018	10/30/2018	29.5	0	54%	68%	2.1	54%	44%	0.0258	0.0000	0.0258
G-66754-A1	Tulare	Open Hearth Fireplace	Certified Wood Insert	2.6		Non-Catalytic	FALSE	9/21/2018	10/24/2018	22.7	5.2	7%	68%	0.299465	100%	0%	0.0052	0.0001	0.0051
G-66755-A1	Stanislaus	Wood-Burning Firebox	Gas Fireplace				TRUE	12/3/2018	2/28/2019	22.7	0	7%	68%	0.299465	54%	44%	0.0028	0.0000	0.0028
G-66758-A1	Madera	Open Hearth Fireplace	Certified Wood Insert	2.6		Non-Catalytic	TRUE	9/20/2018	10/18/2018	22.7	5.2	7%	68%	0.299465	33%	57%	0.0017	0.0001	0.0017
G-66759-A1	San Joaquin	Non-Certified Wood Insert	Gas Insert				TRUE	10/18/2018	12/20/2018	29.5	0	54%	68%	2.1	61%	38%	0.0290	0.0000	0.0290
G-66760-A1	Kings	Open Hearth Fireplace	Gas Insert				TRUE	9/5/2018	10/31/2018	22.7	0	7%	68%	0.299465	48%	48%	0.0025	0.0000	0.0025
G-66761-A1	Fresno	Open Hearth Fireplace	Gas Insert				TRUE	10/16/2018	12/13/2018	22.7	0	7%	68%	0.299465	24%	59%	0.0013	0.0000	0.0013
G-66763-A1	Tulare	Open Hearth Fireplace	Certified Pellet Insert	2.1		Non-Catalytic	TRUE	9/8/2018	9/27/2018	22.7	4.2	7%	68%	0.299465	53%	43%	0.0028	0.0001	0.0027
G-66777-A2	Merced	Open Hearth Fireplace	Gas Insert				TRUE	12/6/2019	2/12/2020	22.7	0	7%	68%	0.299465	68%	32%	0.0035	0.0000	0.0035
G-66779-A1	San Joaquin	Open Hearth Fireplace	Gas Insert				TRUE	10/20/2018	12/20/2018	22.7	0	7%	68%	0.299465	61%	38%	0.0032	0.0000	0.0032
G-66780-A1	Kern	Wood-Burning Firebox	Gas Insert				TRUE	12/4/2018	5/2/2019	22.7	0	7%	68%	0.299465	31%	51%	0.0016	0.0000	0.0016
G-66781-A1	San Joaquin	Non-Certified Wood Insert	Gas Insert				TRUE	9/22/2018	11/28/2018	29.5	0	54%	68%	2.1	61%	38%	0.0290	0.0000	0.0290
G-66865-A1	Stanislaus	Open Hearth Fireplace	Gas Insert				TRUE	11/13/2018	1/24/2019	22.7	0	7%	68%	0.299465	54%	44%	0.0028	0.0000	0.0028
G-66866-A1	Fresno	Open Hearth Fireplace	Gas Insert				FALSE	10/23/2018	11/28/2018	22.7	0	7%	68%	0.299465	100%	0%	0.0052	0.0000	0.0052
G-66869-A1	San Joaquin	Open Hearth Fireplace	Gas Insert				TRUE	10/14/2018	12/4/2018	22.7	0	7%	68%	0.299465	61%	38%	0.0032	0.0000	0.0032
G-66870-A1	Merced	Freestanding Non-Certified Wood Stove	Freestanding Certified Wood Stove	1.2		Non-Catalytic	TRUE	10/5/2018	12/4/2018	29.5	2.4	54%	68%	2.67	68%	32%	0.0409	0.0028	0.0381
G-66894-A1	Merced	Open Hearth Fireplace	Certified Wood Insert	2.6		Non-Catalytic	TRUE	9/24/2018	11/28/2018	22.7	5.2	7%	68%	0.299465	68%	32%	0.0035	0.0001	0.0034
G-66895-A1	Madera	Open Hearth Fireplace	Gas Insert				TRUE	9/13/2018	9/27/2018	22.7	0	7%	68%	0.299465	33%	57%	0.0017	0.0000	0.0017
G-66896-A1	Tulare	Open Hearth Fireplace	Gas Insert				TRUE	9/20/2018	10/30/2018	22.7	0	7%	68%	0.299465	53%	43%	0.0028	0.0000	0.0028
G-66926-A1	Tulare	Open Hearth Fireplace	Gas Insert				TRUE	10/22/2018	11/28/2018	22.7	0	7%	68%	0.299465	53%	43%	0.0028	0.0000	0.0028
G-66932-A1	Tulare	Open Hearth Fireplace	Gas Insert				TRUE	11/16/2018	2/6/2019	22.7	0	7%	68%	0.299465	53%	43%	0.0028	0.0000	0.0028
G-66934-A1	Fresno	Open Hearth Fireplace	Gas Insert				TRUE	10/15/2018	1/22/2019	22.7	0	7%	68%	0.299465	24%	59%	0.0013	0.0000	0.0013
G-66941-A1	San Joaquin	Open Hearth Fireplace	Gas Insert				TRUE	10/10/2018	12/4/2018	22.7	0	7%	68%	0.299465	61%	38%	0.0032	0.0000	0.0032
G-66951-A1	Tulare	Freestanding Non-Certified Wood Stove	Freestanding Certified Wood Stove	3.9		Non-Catalytic	TRUE	9/18/2018	10/24/2018	29.5	7.8	54%	68%	2.4	53%	43%	0.0291	0.0068	0.0223
G-66952-A1	San Joaquin	Open Hearth Fireplace	Certified Pellet Insert	2		Non-Catalytic	TRUE	10/23/2018	12/20/2018	22.7	4	7%	68%	0.299465	61%	38%	0.0032	0.0001	0.0031
G-66953-A1	Merced	Wood-Burning Firebox	Certified Wood Insert	4.2		Non-Catalytic	TRUE	12/8/2018	1/15/2019	22.7	8.4	7%	68%	0.299465	68%	32%	0.0035	0.0001	0.0034
G-66954-A1	Fresno	Wood-Burning Firebox	Certified Wood Insert	2.6		Non-Catalytic	TRUE	10/4/2018	10/24/2018	22.7	5.2	7%	68%	0.299465	24%	59%	0.0013	0.0000	0.0012
G-66955-A1	Fresno	Open Hearth Fireplace	Certified Wood Insert	2.6		Non-Catalytic	TRUE	10/24/2018	11/28/2018	22.7	5.2	7%	68%	0.299465	24%	59%	0.0013	0.0000	0.0012
G-66956-A1	Fresno	Open Hearth Fireplace	Certified Wood Insert	2.6		Non-Catalytic	TRUE	9/19/2018	10/24/2018	22.7	5.2	7%	68%	0.299465	24%	59%	0.0013	0.0000	0.0012
G-66957-A1	Fresno	Open Hearth Fireplace	Certified Wood Insert	2.6		Non-Catalytic	TRUE	9/26/2018	10/24/2018	22.7	5.2	7%	68%	0.299465	24%	59%	0.0013	0.0000	0.0012
G-66962-A1	Madera	Non-Certified Wood Insert	Certified Pellet Insert	1.1		Non-Catalytic	FALSE	10/11/2018	12/4/2018	29.5	2.2	54%	68%	2.1	100%	0%	0.0477	0.0028	0.0449
G-66963-A1	Fresno	Non-Certified Wood Insert	Certified Wood Insert	4.1		Non-Catalytic	FALSE	9/21/2018	10/30/2018	29.5	8.2	54%	68%	2.1	100%	0%	0.0477	0.0105	0.0372
G-66964-A1	Fresno	Non-Certified Wood Insert	Gas Insert				TRUE	10/4/2018	10/31/2018	29.5	0	54%	68%	2.1	24%	59%	0.0115	0.0000	0.0115
G-66965-A1	Fresno	Open Hearth Fireplace	Gas Insert				TRUE	9/20/2018	10/30/2018	22.7	0	7%	68%	0.299465	24%	59%	0.0013	0.0000	0.0013
G-66966-A1	Fresno	Wood-Burning Firebox	Gas Insert				TRUE	9/15/2018	9/27/2018	22.7	0	7%	68%	0.299465	24%	59%	0.0013	0.0000	0.0013
G-66971-A1	Fresno	Open Hearth Fireplace	Gas Insert				TRUE	10/19/2018	10/31/2018	22.7	0	7%	68%	0.299465	24%	59%	0.0013	0.0000	0.0013
G-66973-A1	Tulare	Freestanding Non-Certified Wood Stove	Freestanding Certified Pellet Stove	1.7		72 Non-Catalytic	FALSE	10/10/2018	1/24/2019	29.5	3.4	54%	72%	2.4	100%	0%	0.0545	0.0047	0.0498
G-66974-A1	Tulare	Freestanding Non-Certified Wood Stove	Freestanding Gas Stove				FALSE	11/1/2018	1/9/2019	29.5	0	54%	68%	2.4	100%	0%	0.0545	0.0000	0.0545
G-66977-A1	Merced	Open Hearth Fireplace	Gas Insert				TRUE	9/14/2018	11/28/2018	22.7	0	7%	68%	0.299465	68%	32%	0.0035	0.0000	0.0035
G-67002-A1	San Joaquin	Non-Certified Wood Insert	Gas Insert				TRUE	11/5/2018	1/8/2019	29.5	0	54%	68%	2.1	61%	38%	0.0290	0.0000	0.0290
G-67004-A1	Madera	Freestanding Non-Certified Wood Stove	Freestanding Certified Wood Stove	3.9		Non-Catalytic	FALSE	9/28/2018	11/28/2018	29.5	7.8	54%	68%	2.61	100%	0%	0.0593	0.0124	0.0468
G-67005-A1	Merced	Wood-Burning Firebox	Certified Pellet Insert	2.1		Non-Catalytic	FALSE	10/11/2018	11/28/2018	22.7	4.2	7%	68%	0.299465	100%	0%	0.0052	0.0001	0.0051
G-67006-A1	Madera	Freestanding Non-Certified Wood Stove	Freestanding Certified Wood Stove	1.1		Catalytic	TRUE	10/8/2018	10/24/2018	29.5	2.2	54%	68%	2.61	33%	57%	0.0198	0.0014	0.0183
G-67007-A1	Tulare	Open Hearth Fireplace	Certified Wood Insert	2.6		Non-Catalytic	FALSE	9/28/2018	10/24/2018	22.7	5.2	7%	68%	0.299465	100%	0%	0.0052	0.0001	0.0051
G-67020-A1	Merced	Wood-Burning Firebox	Gas Insert				TRUE	9/25/2018	10/24/2018	22.7	0	7%	68%	0.299465	68%	32%	0.0035	0.0000	0.0035
G-67021-A1	Merced	Open Hearth Fireplace	Gas Insert				TRUE	9/20/2018	10/18/2018	22.7	0	7%	68%	0.299465	68%	32%	0.0035	0.0000	0.0035
G-67035-A1	Fresno	Open Hearth Fireplace	Gas Insert				TRUE	10/9/2018	10/30/2018	22.7	0	7%	68%	0.299465					

SAN JOAQUIN VALLEY UNIFIED AIR POLLUTION CONTROL DISTRICT

2021 Annual Demonstration Report

August 31, 2022

Contract#	County	OldDeviceType	NewDeviceType	EmissionRating	OverallEfficiency	DeviceSubtype	PipedNatG	InstallDate	ClaimDate	Emission Factor		Efficiency		FuelUse	Non-Curtailment %		Emissions (tpy PM2.5)		
										EF_Old	EF_New	Eff_Old	Eff_New		B_all	B_reg	Before	After	Reduction
G-67166-A1	Fresno	Non-Certified Wood Insert	Certified Wood Insert	2.6		Non-Catalytic	FALSE	10/3/2018	12/4/2018	29.5	5.2	54%	68%	2.1	100%	0%	0.0477	0.0067	0.0410
G-67167-A1	Merced	Non-Certified Pellet Insert	Gas Insert				TRUE	10/12/2018	12/4/2018	2.9	0	68%	68%	2.1	68%	32%	0.0032	0.0000	0.0032
G-67168-A1	Tulare	Wood-Burning Firebox	Gas Insert				TRUE	10/1/2018	10/30/2018	22.7	0	7%	68%	0.299465	53%	43%	0.0028	0.0000	0.0028
G-67169-A1	Merced	Certified Wood Insert	Gas Insert				TRUE	12/14/2018	2/21/2019	14.5785	0	68%	68%	2.1	68%	32%	0.0159	0.0000	0.0159
G-67170-A1	Madera	Open Hearth Fireplace	Gas Fireplace				TRUE	4/10/2019	7/26/2019	22.7	0	7%	68%	0.299465	33%	57%	0.0017	0.0000	0.0017
G-67171-A1	Tulare	Open Hearth Fireplace	Gas Insert				TRUE	12/12/2018	5/29/2019	22.7	0	7%	68%	0.299465	53%	43%	0.0028	0.0000	0.0028
G-67172-A1	San Joaquin	Non-Certified Pellet Insert	Gas Insert				TRUE	9/24/2018	10/30/2018	2.9	0	68%	68%	2.1	61%	38%	0.0029	0.0000	0.0029
G-67173-A1	Madera	Non-Certified Wood Insert	Certified Wood Insert	2.6		Non-Catalytic	FALSE	9/30/2018	10/24/2018	29.5	5.2	54%	68%	2.1	100%	0%	0.0477	0.0067	0.0410
G-67176-A1	Stanislaus	Wood-Burning Firebox	Freestanding Certified Wood Stove	2.6		Non-Catalytic	TRUE	11/8/2018	1/22/2019	22.7	5.2	7%	68%	0.299465	54%	44%	0.0028	0.0001	0.0028
G-67177-A1	Stanislaus	Wood-Burning Firebox	Gas Insert				TRUE	9/21/2018	10/30/2018	22.7	0	7%	68%	0.299465	54%	44%	0.0028	0.0000	0.0028
G-67178-A1	Stanislaus	Wood-Burning Firebox	Gas Fireplace				TRUE	9/27/2018	1/9/2019	22.7	0	7%	68%	0.299465	54%	44%	0.0028	0.0000	0.0028
G-67180-A1	Fresno	Open Hearth Fireplace	Certified Wood Insert	2.6		Non-Catalytic	TRUE	10/3/2018	10/24/2018	22.7	5.2	7%	68%	0.299465	24%	59%	0.0013	0.0000	0.0012
G-67181-A1	Fresno	Open Hearth Fireplace	Certified Wood Insert	2.6		Non-Catalytic	TRUE	9/26/2018	11/28/2018	22.7	5.2	7%	68%	0.299465	24%	59%	0.0013	0.0000	0.0012
G-67182-A1	Fresno	Open Hearth Fireplace	Gas Insert				FALSE	10/2/2018	12/13/2018	22.7	0	7%	68%	0.299465	100%	0%	0.0052	0.0000	0.0052
G-67183-A1	Fresno	Open Hearth Fireplace	Certified Wood Insert	2.6		Non-Catalytic	TRUE	9/27/2018	1/15/2019	22.7	5.2	7%	68%	0.299465	24%	59%	0.0013	0.0000	0.0012
G-67184-A1	Madera	Freestanding Non-Certified Wood Stove	Freestanding Certified Wood Stove	1.9		Non-Catalytic	FALSE	10/31/2018	1/24/2019	29.5	3.8	54%	68%	2.61	100%	0%	0.0593	0.0061	0.0532
G-67185-A1	Fresno	Open Hearth Fireplace	Gas Insert				TRUE	10/20/2018	11/28/2018	22.7	0	7%	68%	0.299465	24%	59%	0.0013	0.0000	0.0013
G-67244-A1	Kern	Open Hearth Fireplace	Gas Insert				TRUE	12/18/2018	3/25/2019	22.7	0	7%	68%	0.299465	31%	51%	0.0016	0.0000	0.0016
G-67245-A1	Fresno	Open Hearth Fireplace	Gas Insert				TRUE	10/1/2018	10/30/2018	22.7	0	7%	68%	0.299465	24%	59%	0.0013	0.0000	0.0013
G-67274-A1	San Joaquin	Open Hearth Fireplace	Gas Insert				TRUE	9/30/2018	10/30/2018	22.7	0	7%	68%	0.299465	61%	38%	0.0032	0.0000	0.0032
G-67275-A1	Kern	Open Hearth Fireplace	Gas Insert				TRUE	10/2/2018	10/30/2018	22.7	0	7%	68%	0.299465	31%	51%	0.0016	0.0000	0.0016
G-67276-A1	San Joaquin	Open Hearth Fireplace	Certified Pellet Insert	1.5		70 Non-Catalytic	FALSE	10/15/2018	12/12/2018	22.7	3	7%	70%	0.299465	100%	0%	0.0052	0.0001	0.0052
G-67277-A1	San Joaquin	Open Hearth Fireplace	Gas Insert				TRUE	10/11/2018	12/13/2018	22.7	0	7%	68%	0.299465	61%	38%	0.0032	0.0000	0.0032
G-67279-A1	Fresno	Non-Certified Wood Insert	Gas Insert				TRUE	10/11/2018	12/13/2018	29.5	0	54%	68%	2.1	24%	59%	0.0115	0.0000	0.0115
G-67280-A1	Kern	Open Hearth Fireplace	Gas Insert				TRUE	9/27/2018	10/30/2018	22.7	0	7%	68%	0.299465	31%	51%	0.0016	0.0000	0.0016
G-67281-A1	San Joaquin	Open Hearth Fireplace	Gas Insert				TRUE	10/19/2018	12/4/2018	22.7	0	7%	68%	0.299465	61%	38%	0.0032	0.0000	0.0032
G-67282-A1	Tulare	Open Hearth Fireplace	Gas Insert				TRUE	9/28/2018	10/30/2018	22.7	0	7%	68%	0.299465	53%	43%	0.0028	0.0000	0.0028
G-67283-A1	Fresno	Freestanding Non-Certified Wood Stove	Gas Insert				TRUE	5/3/2019	7/26/2019	29.5	0	54%	68%	2.09	24%	59%	0.0115	0.0000	0.0115
G-67284-A1	Madera	Non-Certified Wood Insert	Certified Wood Insert	1.9		78 Catalytic	TRUE	10/5/2018	12/18/2018	29.5	3.8	54%	78%	2.1	33%	57%	0.0159	0.0018	0.0141
G-67301-A1	Merced	Non-Certified Wood Insert	Certified Wood Insert	4.3		Non-Catalytic	TRUE	10/20/2018	12/13/2018	29.5	8.6	54%	68%	2.1	68%	32%	0.0322	0.0079	0.0243
G-67302-A1	Tulare	Open Hearth Fireplace	Certified Wood Insert	1.8		80 Catalytic	TRUE	11/2/2018	2/6/2019	22.7	3.6	7%	80%	0.299465	53%	43%	0.0028	0.0000	0.0027
G-67303-A1	San Joaquin	Open Hearth Fireplace	Gas Insert				TRUE	10/16/2018	12/4/2018	22.7	0	7%	68%	0.299465	61%	38%	0.0032	0.0000	0.0032
G-67319-A1	Madera	Open Hearth Fireplace	Certified Wood Insert	3.5		Non-Catalytic	TRUE	11/7/2018	1/24/2019	22.7	7	7%	68%	0.299465	33%	57%	0.0017	0.0001	0.0017
G-67320-A1	San Joaquin	Open Hearth Fireplace	Gas Insert				TRUE	9/29/2018	10/30/2018	22.7	0	7%	68%	0.299465	61%	38%	0.0032	0.0000	0.0032
G-67350-A1	Fresno	Open Hearth Fireplace	Certified Wood Insert	3.6		Non-Catalytic	TRUE	10/24/2018	1/22/2019	22.7	7.2	7%	68%	0.299465	24%	59%	0.0013	0.0001	0.0012
G-67351-A1	Fresno	Freestanding Non-Certified Wood Stove	Freestanding Certified Pellet Stove	2.1		Non-Catalytic	FALSE	6/1/2019	6/5/2019	29.5	4.2	54%	68%	2.09	100%	0%	0.0475	0.0054	0.0421
G-67352-A1	San Joaquin	Non-Certified Wood Insert	Gas Insert				FALSE	10/1/2018	10/31/2018	29.5	0	54%	68%	2.1	100%	0%	0.0477	0.0000	0.0477
G-67354-A1	Merced	Non-Certified Wood Insert	Gas Fireplace				FALSE	11/17/2018	2/20/2019	29.5	0	54%	68%	2.1	100%	0%	0.0477	0.0000	0.0477
G-67355-A1	Tulare	Open Hearth Fireplace	Gas Insert				TRUE	10/25/2018	12/20/2018	22.7	0	7%	68%	0.299465	53%	43%	0.0028	0.0000	0.0028
G-67381-A1	Tulare	Open Hearth Fireplace	Gas Insert				FALSE	10/30/2018	1/24/2019	22.7	0	7%	68%	0.299465	100%	0%	0.0052	0.0000	0.0052
G-67385-A1	Tulare	Wood-Burning Firebox	Gas Insert				TRUE	10/25/2018	12/20/2018	22.7	0	7%	68%	0.299465	53%	43%	0.0028	0.0000	0.0028
G-67386-A1	Fresno	Open Hearth Fireplace	Gas Insert				TRUE	11/7/2018	1/9/2019	22.7	0	7%	68%	0.299465	24%	59%	0.0013	0.0000	0.0013
G-67387-A1	Merced	Open Hearth Fireplace	Gas Insert				TRUE	10/17/2018	10/31/2018	22.7	0	7%	68%	0.299465	68%	32%	0.0035	0.0000	0.0035
G-67388-A1	Fresno	Wood-Burning Firebox	Gas Insert				TRUE	10/20/2018	12/13/2018	22.7	0	7%	68%	0.299465	24%	59%	0.0013	0.0000	0.0013
G-67394-A1	San Joaquin	Non-Certified Wood Insert	Gas Insert				FALSE	10/31/2018	1/9/2019	29.5	0	54%	68%	2.1	100%	0%	0.0477	0.0000	0.0477
G-67395-A1	San Joaquin	Non-Certified Wood Insert	Gas Insert				FALSE	11/19/2018	1/24/2019	29.5	0	54%	68%	2.1	100%	0%	0.0477	0.0000	0.0477
G-67397-A1	San Joaquin	Wood-Burning Firebox	Gas Insert				TRUE	12/1/2018	2/6/2019	22.7	0	7%	68%	0.299465	61%	38%	0.0032	0.0000	0.0032
G-67398-A1	Kern	Wood-Burning Firebox	Gas Insert				FALSE	10/1/2018	2/6/2019	22.7	0	7%	68%	0.299465	100%	0%	0.0052	0.0000	0.0052
G-67399-A1	Tulare	Non-Certified Wood Insert	Certified Wood Insert	4.5		71 Non-Catalytic	FALSE	10/11/2018	11/28/2018	29.5	9	54%	71%	2.1	100%	0%	0.0477	0.0111	0.0366
G-67413-A1	Fresno	Open Hearth Fireplace	Certified Pellet Insert	2.1		Non-Catalytic	TRUE	9/29/2018	10/24/2018	22.7	4.2	7%	68%	0.299465	24%	59%	0.0013	0.0000	0.0012
G-67414-A1	Stanislaus	Freestanding Non-Certified Wood Stove	Freestanding Certified Wood Stove	3.9		Non-Catalytic	TRUE	9/24/2018	12/4/2018	29.5	7.8	54%	68%	1.55	54%	44%	0.0191	0.0045	0.0146
G-67418-A1	Stanislaus	Open Hearth Fireplace	Gas Insert				TRUE	10/12/2018	12/20/2018	22.7	0	7%	68%	0.299465	54%	44%	0.0028	0.0000	0.0028
G-67419-A1	Stanislaus	Freestanding Non-Certified Wood Stove	Freestanding Certified Pellet Stove	1.1		70 Non-Catalytic	FALSE	11/2/2018	11/28/2018	29.5	2.2	54%	70%	1.55	100%	0%	0.0352	0.0020	0.0332
G-67425-A1	Fresno	Open Hearth Fireplace	Certified Pellet Insert	2.1		Non-Catalytic	TRUE	10/10/2018	11/28/2018	22.7	4.2	7%	68%	0.299465	24%	59%	0.0013	0.0000	0.0012
G-67427-A1	Tulare	Wood-Burning Firebox	Gas Insert				TRUE	10/15/2018	10/31/2018	22.7	0	7%	68%	0.299465	53%	43%	0.0028	0.0000	0.0028
G-67428-A1	San Joaquin	Open Hearth Fireplace	Gas Insert				FALSE	11/8/2018	11/28/2018	22.7	0	7%	68%	0.299465	100%	0%	0.0052	0.0000	0.0052
G-67429-A1	Madera	Freestanding Non-Certified Pellet Stove	Freestanding Certified Pellet Stove	1.1		Non-Catalytic	TRUE	10/11/2018	10/30/2018	2.9	2.2	68%	68%	2.61	33%	57%	0.0019	0.0018	0.0001
G-67430-A2	Stanislaus	Open Hearth Fireplace	Gas Insert				TRUE	9/27/2019	11/21/2019	22.7	0	7%	68%	0.299465	54%	44%	0.0028	0.0000	0.0028
G-67442-A1	Fresno	Open Hearth Fireplace	Certified Wood Insert	2.6		Non-Catalytic	TRUE	10/24/2018	11/28/2018	22.7	5.2	7%	68%	0.299465	24%	59%	0.0013	0.0000	0.0012
G-67443-A1	Stanislaus	Non-Certified Wood Insert	Certified Wood Insert	3.6		Non-Catalytic	FALSE	9/26/2018	10/31/2018	29.5	7.2	54%	68%	2.1	100%	0%	0.0477	0.0092	0.0385
G-67444-A1	San Joaquin	Non-Certified Wood Insert	Certified Wood Insert	2.9		74 Non-Catalytic	TRUE	10/18/2018	12/13/2018	29.5	5.8	54%	74%	2.1	61%	38%	0.0290	0.0045	0.0245
G-67445-A1	Fresno	Open Hearth Fireplace	Certified Wood Insert	1.9		Non-Catalytic	TRUE	10/3/2018	2/6/2019	22.7	3.8	7%	68%	0.299465	24%	59%	0.0013	0.0000	0.0012
G-67446-A1	Fresno	Non-Certified Pellet Insert	Gas Insert				FALSE	10/15/2018	12/4/2018	2.9	0	68%	68%	2.1	100%	0%	0.0047	0.0000	0.0047
G-67469-A2	Fresno	Open Hearth Fireplace	Gas Insert				TRUE	1/9/2020	2/12/2020	22.7	0	7%	68%	0.299465	24%	59%	0.0013	0.0000	0.0013
G-67470-A1	Stanislaus	Open Hearth Fireplace	Gas Insert				TRUE	10/5/2018	10/30/2018	22.7	0	7%	68%	0.299465	54%	44%	0.0028	0.0000	0.0028
G-67471-A1	San Joaquin	Wood-Burning Firebox	Gas Insert				TRUE	12/19/2018	2/20/2019	22.7	0	7%	68%	0.299465	61%	38%	0.0032	0.0000	0.0032
G-674																			

SAN JOAQUIN VALLEY UNIFIED AIR POLLUTION CONTROL DISTRICT

2021 Annual Demonstration Report

August 31, 2022

Contract#	County	OldDeviceType	NewDeviceType	EmissionRating	OverallEfficiency	DeviceSubtype	PipedNatGa	InstallDate	ClaimDate	Emission Factor		Efficiency		FuelUse	Non-Curtailment %		Emissions (tpy PM2.5)		
										EF_Old	EF_New	Eff_Old	Eff_New		B _{all}	B _{reg}	Before	After	Reduction
G-67585-A1	Fresno	Open Hearth Fireplace	Gas Insert				FALSE	10/13/2018	10/30/2018	22.7	0	7%	68%	0.299465	100%	0%	0.0052	0.0000	0.0052
G-67586-A1	Kern	Open Hearth Fireplace	Gas Insert				TRUE	10/3/2018	11/28/2018	22.7	0	7%	68%	0.299465	31%	51%	0.0016	0.0000	0.0016
G-67587-A1	Kern	Wood-Burning Firebox	Gas Insert				TRUE	9/28/2018	10/30/2018	22.7	0	7%	68%	0.299465	31%	51%	0.0016	0.0000	0.0016
G-67588-A1	Fresno	Wood-Burning Firebox	Gas Insert				FALSE	10/23/2018	12/18/2018	22.7	0	7%	68%	0.299465	100%	0%	0.0052	0.0000	0.0052
G-67589-A1	Fresno	Wood-Burning Firebox	Gas Fireplace				FALSE	12/17/2018	4/3/2019	22.7	0	7%	68%	0.299465	100%	0%	0.0052	0.0000	0.0052
G-67590-A1	Fresno	Freestanding Non-Certified Wood Stove	Freestanding Certified Wood Stove	0.8		78 Catalytic	FALSE	10/4/2018	1/8/2019	29.5	1.6	54%	78%	2.09	100%	0%	0.0475	0.0018	0.0457
G-67598-A1	Fresno	Non-Certified Wood Insert	Gas Insert				TRUE	11/21/2018	12/18/2018	29.5	0	54%	68%	2.1	24%	59%	0.0115	0.0000	0.0115
G-67599-A1	Fresno	Non-Certified Wood Insert	Gas Insert				TRUE	10/11/2018	10/31/2018	29.5	0	54%	68%	2.1	24%	59%	0.0115	0.0000	0.0115
G-67602-A1	Fresno	Wood-Burning Firebox	Gas Insert				FALSE	11/1/2018	1/8/2019	22.7	0	7%	68%	0.299465	100%	0%	0.0052	0.0000	0.0052
G-67603-A1	Fresno	Open Hearth Fireplace	Certified Wood Insert	3.6		Non-Catalytic	FALSE	12/12/2018	2/21/2019	22.7	7.2	7%	68%	0.299465	100%	0%	0.0052	0.0002	0.0051
G-67605-A1	Fresno	Open Hearth Fireplace	Gas Insert				FALSE	10/31/2018	1/8/2019	22.7	0	7%	68%	0.299465	100%	0%	0.0052	0.0000	0.0052
G-67630-A1	Tulare	Wood-Burning Firebox	Gas Insert				TRUE	10/20/2018	12/13/2018	22.7	0	7%	68%	0.299465	53%	43%	0.0028	0.0000	0.0028
G-67631-A1	Fresno	Wood-Burning Firebox	Certified Wood Insert	2.6		Non-Catalytic	TRUE	10/23/2018	11/28/2018	22.7	5.2	7%	68%	0.299465	24%	59%	0.0013	0.0000	0.0012
G-67632-A1	Stanislaus	Open Hearth Fireplace	Gas Insert				FALSE	10/12/2018	12/20/2018	22.7	0	7%	68%	0.299465	100%	0%	0.0052	0.0000	0.0052
G-67633-A1	Tulare	Non-Certified Wood Insert	Gas Insert				FALSE	10/20/2018	12/20/2018	29.5	0	54%	68%	2.1	100%	0%	0.0477	0.0000	0.0477
G-67634-A1	San Joaquin	Open Hearth Fireplace	Certified Wood Insert	3		Non-Catalytic	TRUE	10/9/2018	12/4/2018	22.7	6	7%	68%	0.299465	61%	38%	0.0032	0.0001	0.0031
G-67635-A1	San Joaquin	Open Hearth Fireplace	Gas Insert				TRUE	10/3/2018	10/31/2018	22.7	0	7%	68%	0.299465	61%	38%	0.0032	0.0000	0.0032
G-67636-A1	Fresno	Wood-Burning Firebox	Certified Wood Insert	4.4		Non-Catalytic	TRUE	10/18/2018	2/6/2019	22.7	8.8	7%	68%	0.299465	24%	59%	0.0013	0.0001	0.0012
G-67637-A1	Kern	Non-Certified Wood Insert	Certified Wood Insert	3.2		72 Non-Catalytic	FALSE	10/9/2018	10/31/2018	29.5	6.4	54%	72%	2.1	100%	0%	0.0477	0.0078	0.0399
G-67642-A1	Madera	Non-Certified Wood Insert	Certified Wood Insert	2.6		Non-Catalytic	FALSE	10/6/2018	11/28/2018	29.5	5.2	54%	68%	2.1	100%	0%	0.0477	0.0067	0.0410
G-67644-A1	San Joaquin	Wood-Burning Firebox	Gas Insert				TRUE	9/28/2018	10/30/2018	22.7	0	7%	68%	0.299465	61%	38%	0.0032	0.0000	0.0032
G-67645-A1	Fresno	Open Hearth Fireplace	Gas Insert				TRUE	10/11/2018	10/31/2018	22.7	0	7%	68%	0.299465	24%	59%	0.0013	0.0000	0.0013
G-67651-A1	Kings	Open Hearth Fireplace	Gas Insert				TRUE	10/16/2018	3/13/2019	22.7	0	7%	68%	0.299465	48%	48%	0.0025	0.0000	0.0025
G-67669-A2	Fresno	Open Hearth Fireplace	Gas Fireplace				FALSE	11/17/2018	8/14/2019	22.7	0	7%	68%	0.299465	100%	0%	0.0052	0.0000	0.0052
G-67671-A1	San Joaquin	Open Hearth Fireplace	Gas Insert				TRUE	10/18/2018	12/13/2018	22.7	0	7%	68%	0.299465	61%	38%	0.0032	0.0000	0.0032
G-67672-A1	Merced	Open Hearth Fireplace	Gas Insert				TRUE	1/21/2019	3/26/2019	22.7	0	7%	68%	0.299465	68%	32%	0.0035	0.0000	0.0035
G-67674-A1	Merced	Wood-Burning Firebox	Gas Insert				FALSE	6/7/2019	10/17/2019	22.7	0	7%	68%	0.299465	100%	0%	0.0052	0.0000	0.0052
G-67678-A1	San Joaquin	Open Hearth Fireplace	Gas Insert				TRUE	1/19/2019	3/25/2019	22.7	0	7%	68%	0.299465	61%	38%	0.0032	0.0000	0.0032
G-67679-A1	Fresno	Open Hearth Fireplace	Certified Wood Insert	2.6		Non-Catalytic	TRUE	10/25/2018	11/28/2018	22.7	5.2	7%	68%	0.299465	24%	59%	0.0013	0.0000	0.0012
G-67680-A1	Merced	Non-Certified Wood Insert	Gas Insert				TRUE	1/3/2019	4/16/2019	29.5	0	54%	68%	2.1	68%	32%	0.0322	0.0000	0.0322
G-67681-A1	Fresno	Open Hearth Fireplace	Gas Insert				TRUE	11/1/2018	1/30/2019	22.7	0	7%	68%	0.299465	24%	59%	0.0013	0.0000	0.0013
G-67682-A1	San Joaquin	Open Hearth Fireplace	Gas Insert				TRUE	10/9/2018	12/20/2018	22.7	0	7%	68%	0.299465	61%	38%	0.0032	0.0000	0.0032
G-67683-A1	Kern	Open Hearth Fireplace	Gas Insert				TRUE	10/5/2018	12/18/2018	22.7	0	7%	68%	0.299465	31%	51%	0.0016	0.0000	0.0016
G-67685-A1	Fresno	Wood-Burning Firebox	Certified Wood Insert	2.6		Non-Catalytic	TRUE	10/30/2018	11/28/2018	22.7	5.2	7%	68%	0.299465	24%	59%	0.0013	0.0000	0.0012
G-67690-A2	Fresno	Open Hearth Fireplace	Gas Insert				TRUE	11/29/2018	1/22/2019	22.7	0	7%	68%	0.299465	24%	59%	0.0013	0.0000	0.0013
G-67706-A1	San Joaquin	Wood-Burning Firebox	Gas Fireplace				FALSE	11/9/2018	1/24/2019	22.7	0	7%	68%	0.299465	100%	0%	0.0052	0.0000	0.0052
G-67707-A1	Kern	Open Hearth Fireplace	Gas Insert				FALSE	10/8/2018	12/18/2018	22.7	0	7%	68%	0.299465	100%	0%	0.0052	0.0000	0.0052
G-67708-A1	Kern	Open Hearth Fireplace	Gas Insert				TRUE	10/8/2018	10/30/2018	22.7	0	7%	68%	0.299465	31%	51%	0.0016	0.0000	0.0016
G-67709-A1	Fresno	Wood-Burning Firebox	Gas Insert				TRUE	12/10/2018	2/12/2019	22.7	0	7%	68%	0.299465	24%	59%	0.0013	0.0000	0.0013
G-67710-A1	Fresno	Wood-Burning Firebox	Certified Wood Insert	2.6		Non-Catalytic	TRUE	10/26/2018	11/28/2018	22.7	5.2	7%	68%	0.299465	24%	59%	0.0013	0.0000	0.0012
G-67711-A1	San Joaquin	Open Hearth Fireplace	Gas Insert				TRUE	10/10/2018	1/9/2019	22.7	0	7%	68%	0.299465	61%	38%	0.0032	0.0000	0.0032
G-67713-A1	Fresno	Open Hearth Fireplace	Certified Wood Insert	2.6		Non-Catalytic	FALSE	10/10/2018	10/31/2018	22.7	5.2	7%	68%	0.299465	100%	0%	0.0052	0.0001	0.0051
G-67755-A1	Fresno	Open Hearth Fireplace	Certified Pellet Insert	2.1		Non-Catalytic	TRUE	10/27/2018	11/28/2018	22.7	4.2	7%	68%	0.299465	24%	59%	0.0013	0.0000	0.0012
G-67757-A1	Merced	Freestanding Non-Certified Wood Stove	Freestanding Certified Wood Stove	4.2		Non-Catalytic	TRUE	10/28/2018	12/20/2018	29.5	8.4	54%	68%	2.67	68%	32%	0.0409	0.0099	0.0311
G-67758-A1	San Joaquin	Open Hearth Fireplace	Gas Insert				TRUE	11/3/2018	1/15/2019	22.7	0	7%	68%	0.299465	61%	38%	0.0032	0.0000	0.0032
G-67759-A1	San Joaquin	Open Hearth Fireplace	Certified Wood Insert	4.1		Non-Catalytic	TRUE	11/25/2018	1/24/2019	22.7	8.2	7%	68%	0.299465	61%	38%	0.0032	0.0001	0.0031
G-67761-A1	Kings	Certified Wood Insert	Gas Insert				TRUE	10/24/2018	12/20/2018	14.5785	0	68%	68%	2.1	48%	48%	0.0112	0.0000	0.0112
G-67762-A1	Tulare	Open Hearth Fireplace	Gas Insert				TRUE	10/20/2018	11/28/2018	22.7	0	7%	68%	0.299465	53%	43%	0.0028	0.0000	0.0028
G-67765-A1	Stanislaus	Non-Certified Wood Insert	Certified Pellet Insert	1.1		Non-Catalytic	FALSE	10/23/2018	12/20/2018	29.5	2.2	54%	68%	2.1	100%	0%	0.0477	0.0028	0.0449
G-67767-A1	Fresno	Freestanding Non-Certified Wood Stove	Freestanding Certified Wood Stove	4.2		Non-Catalytic	TRUE	12/10/2018	1/8/2019	29.5	8.4	54%	68%	2.09	24%	59%	0.0115	0.0035	0.0080
G-67768-A1	Fresno	Non-Certified Wood Insert	Gas Insert				TRUE	10/31/2018	1/8/2019	29.5	0	54%	68%	2.1	24%	59%	0.0115	0.0000	0.0115
G-67769-A1	Madera	Freestanding Non-Certified Wood Stove	Freestanding Certified Wood Stove	3.5		Non-Catalytic	TRUE	11/14/2018	1/8/2019	29.5	7	54%	68%	2.61	33%	57%	0.0198	0.0046	0.0152
G-67771-A1	Fresno	Open Hearth Fireplace	Gas Insert				TRUE	10/26/2018	12/18/2018	22.7	0	7%	68%	0.299465	24%	59%	0.0013	0.0000	0.0013
G-67821-A1	Fresno	Non-Certified Wood Insert	Certified Wood Insert	2.6		Non-Catalytic	TRUE	11/5/2018	12/5/2018	29.5	5.2	54%	68%	2.1	24%	59%	0.0115	0.0022	0.0094
G-67823-A1	Fresno	Open Hearth Fireplace	Certified Wood Insert	2.6		Non-Catalytic	FALSE	10/31/2018	11/28/2018	22.7	5.2	7%	68%	0.299465	100%	0%	0.0052	0.0001	0.0051
G-67824-A1	Stanislaus	Wood-Burning Firebox	Gas Fireplace				TRUE	10/15/2018	12/18/2018	22.7	0	7%	68%	0.299465	54%	44%	0.0028	0.0000	0.0028
G-67826-A1	Fresno	Open Hearth Fireplace	Certified Wood Insert	2.6		Non-Catalytic	FALSE	10/24/2018	11/28/2018	22.7	5.2	7%	68%	0.299465	100%	0%	0.0052	0.0001	0.0051
G-67828-A1	San Joaquin	Open Hearth Fireplace	Gas Fireplace				TRUE	11/16/2018	7/26/2019	22.7	0	7%	68%	0.299465	61%	38%	0.0032	0.0000	0.0032
G-67829-A1	Fresno	Wood-Burning Firebox	Gas Insert				TRUE	10/11/2018	10/30/2018	22.7	0	7%	68%	0.299465	24%	59%	0.0013	0.0000	0.0013
G-67860-A1	Fresno	Open Hearth Fireplace	Certified Wood Insert	3.6		Non-Catalytic	FALSE	11/12/2018	2/28/2019	22.7	7.2	7%	68%	0.299465	100%	0%	0.0052	0.0002	0.0051
G-67861-A1	Stanislaus	Open Hearth Fireplace	Gas Insert				TRUE	11/1/2018	9/17/2019	22.7	0	7%	68%	0.299465	54%	44%	0.0028	0.0000	0.0028
G-67862-A1	Stanislaus	Wood-Burning Firebox	Certified Wood Insert	4.5		75 Non-Catalytic	TRUE	11/20/2018	1/24/2019	22.7	9	7%	75%	0.299465	54%	44%	0.0028	0.0001	0.0027
G-67864-A1	San Joaquin	Open Hearth Fireplace	Gas Insert				TRUE	10/27/2018	1/9/2019	22.7	0	7%	68%	0.299465	61%	38%	0.0032	0.0000	0.0032
G-67865-A1	Kern	Open Hearth Fireplace	Gas Insert				TRUE	10/23/2018	12/13/2018	22.7	0	7%	68%	0.299465	31%	51%	0.0016	0.0000	0.0016
G-67866-A1	San Joaquin	Open Hearth Fireplace	Gas Insert				TRUE	1/24/2019	3/25/2019	22.7	0	7%	68%	0.299465	61%	38%	0.0032	0.0000	0.0032
G-67867-A1	Kern	Open Hearth Fireplace	Gas Insert				FALSE	12/24/2018	2/20/2019	22.7	0	7%	68%	0.299465	100%	0%	0.0052	0.0000	0.0052
G-67868-A1	Kern																		

SAN JOAQUIN VALLEY UNIFIED AIR POLLUTION CONTROL DISTRICT

2021 Annual Demonstration Report

August 31, 2022

Contract#	County	OldDeviceType	NewDeviceType	EmissionRating	OverallEfficiency	DeviceSubtype	PipedNatGa	InstallDate	ClaimDate	Emission Factor		Efficiency		FuelUse	Non-Curtailment %		Emissions (tpy PM2.5)		
										EF_Old	EF_New	Eff_Old	Eff_New		B_all	B_reg	Before	After	Reduction
G-67990-A1	San Joaquin	Open Hearth Fireplace	Gas Fireplace				TRUE	10/31/2018	1/24/2019	22.7	0	7%	68%	0.299465	61%	38%	0.0032	0.0000	0.0032
G-67991-A1	San Joaquin	Non-Certified Wood Insert	Gas Insert				FALSE	11/12/2018	1/24/2019	29.5	0	54%	68%	2.1	100%	0%	0.0477	0.0000	0.0477
G-67992-A1	Stanislaus	Open Hearth Fireplace	Gas Insert				TRUE	10/24/2018	12/20/2018	22.7	0	7%	68%	0.299465	54%	44%	0.0028	0.0000	0.0028
G-67995-A1	Fresno	Freestanding Non-Certified Wood Stove	Gas Insert				TRUE	10/31/2018	8/14/2019	29.5	0	54%	68%	2.09	24%	59%	0.0115	0.0000	0.0115
G-67996-A1	Stanislaus	Open Hearth Fireplace	Gas Insert				TRUE	10/31/2018	1/8/2019	22.7	0	7%	68%	0.299465	54%	44%	0.0028	0.0000	0.0028
G-68001-A1	Fresno	Open Hearth Fireplace	Gas Insert				FALSE	4/3/2019	8/14/2019	22.7	0	7%	68%	0.299465	100%	0%	0.0052	0.0000	0.0052
G-68002-A1	Stanislaus	Open Hearth Fireplace	Freestanding Certified Wood Stove	3.5		Non-Catalytic	TRUE	10/27/2018	1/8/2019	22.7	7	7%	68%	0.299465	54%	44%	0.0028	0.0001	0.0027
G-68005-A1	Fresno	Non-Certified Pellet Insert	Gas Insert				TRUE	11/14/2018	1/24/2019	2.9	0	68%	68%	2.1	24%	59%	0.0011	0.0000	0.0011
G-68006-A1	Fresno	Open Hearth Fireplace	Certified Wood Insert	0.45		80 Catalytic	TRUE	12/21/2018	3/11/2019	22.7	0.9	7%	80%	0.299465	24%	59%	0.0013	0.0000	0.0013
G-68025-A1	Tulare	Freestanding Non-Certified Wood Stove	Freestanding Gas Stove				TRUE	10/25/2018	1/8/2019	29.5	0	54%	68%	2.4	53%	43%	0.0291	0.0000	0.0291
G-68026-A1	Fresno	Non-Certified Wood Insert	Gas Insert				TRUE	10/21/2018	1/15/2019	29.5	0	54%	68%	2.1	24%	59%	0.0115	0.0000	0.0115
G-68027-A1	Fresno	Open Hearth Fireplace	Gas Insert				TRUE	10/18/2018	12/12/2018	22.7	0	7%	68%	0.299465	24%	59%	0.0013	0.0000	0.0013
G-68030-A1	Tulare	Open Hearth Fireplace	Gas Insert				TRUE	11/6/2018	1/9/2019	22.7	0	7%	68%	0.299465	53%	43%	0.0028	0.0000	0.0028
G-68032-A1	Fresno	Open Hearth Fireplace	Gas Insert				TRUE	10/30/2018	1/24/2019	22.7	0	7%	68%	0.299465	24%	59%	0.0013	0.0000	0.0013
G-68034-A1	Fresno	Open Hearth Fireplace	Gas Insert				TRUE	11/9/2018	1/8/2019	22.7	0	7%	68%	0.299465	24%	59%	0.0013	0.0000	0.0013
G-68035-A1	San Joaquin	Open Hearth Fireplace	Gas Insert				TRUE	10/26/2018	12/18/2018	22.7	0	7%	68%	0.299465	61%	38%	0.0032	0.0000	0.0032
G-68050-A1	Stanislaus	Wood-Burning Firebox	Gas Insert				TRUE	11/14/2018	1/24/2019	22.7	0	7%	68%	0.299465	54%	44%	0.0028	0.0000	0.0028
G-68051-A1	Stanislaus	Open Hearth Fireplace	Gas Insert				TRUE	10/25/2018	12/20/2018	22.7	0	7%	68%	0.299465	54%	44%	0.0028	0.0000	0.0028
G-68052-A1	Stanislaus	Open Hearth Fireplace	Gas Insert				TRUE	10/26/2018	12/20/2018	22.7	0	7%	68%	0.299465	54%	44%	0.0028	0.0000	0.0028
G-68053-A1	Stanislaus	Open Hearth Fireplace	Gas Insert				TRUE	10/19/2018	12/20/2018	22.7	0	7%	68%	0.299465	54%	44%	0.0028	0.0000	0.0028
G-68054-A1	Stanislaus	Non-Certified Pellet Insert	Gas Insert				TRUE	10/23/2018	12/13/2018	2.9	0	68%	68%	2.1	54%	44%	0.0025	0.0000	0.0025
G-68055-A1	San Joaquin	Wood-Burning Firebox	Gas Fireplace				TRUE	11/26/2018	2/21/2019	22.7	0	7%	68%	0.299465	61%	38%	0.0032	0.0000	0.0032
G-68056-A1	Merced	Freestanding Non-Certified Pellet Stove	Freestanding Gas Stove				TRUE	12/20/2018	2/20/2019	2.9	0	68%	68%	2.67	68%	32%	0.0040	0.0000	0.0040
G-68095-A1	Fresno	Open Hearth Fireplace	Gas Insert				TRUE	11/3/2018	1/8/2019	22.7	0	7%	68%	0.299465	24%	59%	0.0013	0.0000	0.0013
G-68096-A1	Fresno	Freestanding Non-Certified Wood Stove	Freestanding Certified Pellet Stove	2.1		Non-Catalytic	FALSE	12/5/2018	1/23/2019	29.5	4.2	54%	68%	2.09	100%	0%	0.0475	0.0054	0.0421
G-68097-A1	Fresno	Non-Certified Wood Insert	Certified Pellet Insert	1		Non-Catalytic	TRUE	11/3/2018	1/9/2019	29.5	2	54%	68%	2.1	24%	59%	0.0115	0.0008	0.0107
G-68098-A1	Kern	Open Hearth Fireplace	Gas Insert				TRUE	10/18/2018	12/20/2018	22.7	0	7%	68%	0.299465	31%	51%	0.0016	0.0000	0.0016
G-68100-A1	Stanislaus	Non-Certified Wood Insert	Gas Insert				TRUE	10/30/2018	1/24/2019	29.5	0	54%	68%	2.1	54%	44%	0.0258	0.0000	0.0258
G-68102-A1	Tulare	Wood-Burning Firebox	Gas Fireplace				FALSE	11/7/2018	1/15/2019	22.7	0	7%	68%	0.299465	100%	0%	0.0052	0.0000	0.0052
G-68117-A1	Stanislaus	Open Hearth Fireplace	Gas Insert				TRUE	11/6/2018	1/24/2019	22.7	0	7%	68%	0.299465	54%	44%	0.0028	0.0000	0.0028
G-68119-A1	Fresno	Open Hearth Fireplace	Certified Pellet Insert	2.1		Non-Catalytic	FALSE	11/25/2018	12/18/2018	22.7	4.2	7%	68%	0.299465	100%	0%	0.0052	0.0001	0.0051
G-68127-A1	Stanislaus	Open Hearth Fireplace	Gas Insert				TRUE	10/24/2018	12/20/2018	22.7	0	7%	68%	0.299465	54%	44%	0.0028	0.0000	0.0028
G-68128-A1	Merced	Open Hearth Fireplace	Gas Insert				TRUE	10/31/2018	12/20/2018	22.7	0	7%	68%	0.299465	68%	32%	0.0035	0.0000	0.0035
G-68129-A1	San Joaquin	Non-Certified Pellet Insert	Gas Insert				TRUE	11/1/2018	1/9/2019	2.9	0	68%	68%	2.1	61%	38%	0.0029	0.0000	0.0029
G-68130-A1	Fresno	Open Hearth Fireplace	Gas Insert				TRUE	3/16/2019	3/27/2019	22.7	0	7%	68%	0.299465	24%	59%	0.0013	0.0000	0.0013
G-68131-A1	Fresno	Open Hearth Fireplace	Gas Insert				TRUE	11/12/2018	1/8/2019	22.7	0	7%	68%	0.299465	24%	59%	0.0013	0.0000	0.0013
G-68132-A1	Stanislaus	Open Hearth Fireplace	Gas Insert				TRUE	12/13/2018	1/16/2019	22.7	0	7%	68%	0.299465	54%	44%	0.0028	0.0000	0.0028
G-68133-A1	Madera	Non-Certified Wood Insert	Certified Pellet Insert	2.1		Non-Catalytic	FALSE	12/6/2018	1/22/2019	29.5	4.2	54%	68%	2.1	100%	0%	0.0477	0.0054	0.0423
G-68134-A1	Stanislaus	Freestanding Non-Certified Wood Stove	Freestanding Certified Wood Stove	4.5		75 Non-Catalytic	FALSE	11/8/2018	12/18/2018	29.5	9	54%	75%	1.55	100%	0%	0.0352	0.0077	0.0275
G-68137-A1	San Joaquin	Open Hearth Fireplace	Gas Insert				TRUE	11/1/2018	1/8/2019	22.7	0	7%	68%	0.299465	61%	38%	0.0032	0.0000	0.0032
G-68138-A1	Stanislaus	Open Hearth Fireplace	Certified Pellet Insert	2.1		Non-Catalytic	FALSE	12/1/2018	12/18/2018	22.7	4.2	7%	68%	0.299465	100%	0%	0.0052	0.0001	0.0051
G-68142-A1	Tulare	Open Hearth Fireplace	Gas Insert				TRUE	10/25/2018	12/13/2018	22.7	0	7%	68%	0.299465	53%	43%	0.0028	0.0000	0.0028
G-68146-A1	Kern	Open Hearth Fireplace	Gas Insert				FALSE	10/29/2018	12/18/2018	22.7	0	7%	68%	0.299465	100%	0%	0.0052	0.0000	0.0052
G-68150-A1	Tulare	Open Hearth Fireplace	Gas Insert				TRUE	11/2/2018	11/28/2018	22.7	0	7%	68%	0.299465	53%	43%	0.0028	0.0000	0.0028
G-68158-A1	Fresno	Open Hearth Fireplace	Gas Insert				TRUE	11/15/2018	1/8/2019	22.7	0	7%	68%	0.299465	24%	59%	0.0013	0.0000	0.0013
G-68161-A1	Fresno	Open Hearth Fireplace	Gas Insert				TRUE	10/28/2018	1/9/2019	22.7	0	7%	68%	0.299465	24%	59%	0.0013	0.0000	0.0013
G-68162-A1	Kings	Open Hearth Fireplace	Certified Wood Insert	3.6		Non-Catalytic	TRUE	10/23/2018	1/30/2019	22.7	7.2	7%	68%	0.299465	48%	48%	0.0025	0.0001	0.0024
G-68166-A1	Fresno	Open Hearth Fireplace	Gas Insert				TRUE	11/30/2018	1/24/2019	22.7	0	7%	68%	0.299465	24%	59%	0.0013	0.0000	0.0013
G-68169-A1	Kern	Open Hearth Fireplace	Gas Insert				TRUE	11/19/2018	1/24/2019	22.7	0	7%	68%	0.299465	31%	51%	0.0016	0.0000	0.0016
G-68172-A1	Fresno	Open Hearth Fireplace	Certified Pellet Insert	2.1		Non-Catalytic	TRUE	12/1/2018	12/19/2018	22.7	4.2	7%	68%	0.299465	24%	59%	0.0013	0.0000	0.0012
G-68173-A1	San Joaquin	Open Hearth Fireplace	Gas Insert				TRUE	12/9/2018	2/12/2019	22.7	0	7%	68%	0.299465	61%	38%	0.0032	0.0000	0.0032
G-68176-A1	Fresno	Freestanding Non-Certified Wood Stove	Freestanding Gas Stove				TRUE	11/6/2018	2/11/2019	29.5	0	54%	68%	2.09	24%	59%	0.0115	0.0000	0.0115
G-68207-A1	Fresno	Wood-Burning Firebox	Gas Insert				TRUE	11/17/2018	6/17/2019	22.7	0	7%	68%	0.299465	24%	59%	0.0013	0.0000	0.0013
G-68224-A1	Fresno	Open Hearth Fireplace	Certified Wood Insert	2.6		Non-Catalytic	TRUE	11/2/2018	11/28/2018	22.7	5.2	7%	68%	0.299465	24%	59%	0.0013	0.0000	0.0012
G-68225-A1	San Joaquin	Open Hearth Fireplace	Gas Insert				TRUE	3/24/2019	2/12/2019	22.7	0	7%	68%	0.299465	61%	38%	0.0032	0.0000	0.0032
G-68226-A1	San Joaquin	Open Hearth Fireplace	Gas Insert				TRUE	11/14/2018	1/9/2019	22.7	0	7%	68%	0.299465	61%	38%	0.0032	0.0000	0.0032
G-68227-A1	Tulare	Wood-Burning Firebox	Gas Insert				TRUE	11/19/2018	2/28/2019	22.7	0	7%	68%	0.299465	53%	43%	0.0028	0.0000	0.0028
G-68253-A1	Tulare	Open Hearth Fireplace	Gas Insert				TRUE	11/6/2018	1/24/2019	22.7	0	7%	68%	0.299465	53%	43%	0.0028	0.0000	0.0028
G-68255-A1	Merced	Non-Certified Pellet Insert	Gas Insert				FALSE	12/26/2018	2/20/2019	2.9	0	68%	68%	2.1	100%	0%	0.0047	0.0000	0.0047
G-68256-A1	Stanislaus	Wood-Burning Firebox	Gas Insert				TRUE	11/16/2018	1/24/2019	22.7	0	7							

SAN JOAQUIN VALLEY UNIFIED AIR POLLUTION CONTROL DISTRICT

2021 Annual Demonstration Report

August 31, 2022

Contract#	County	OldDeviceType	NewDeviceType	EmissionRating	OverallEfficiency	DeviceSubtype	PipedNatG	InstallDate	ClaimDate	Emission Factor		Efficiency		FuelUse	Non-Curtailment %		Emissions (tpy PM2.5)		
										EF_Old	EF_New	Eff_Old	Eff_New		B _{all}	B _{reg}	Before	After	Reduction
G-68410-A1	Tulare	Open Hearth Fireplace	Gas Insert				TRUE	11/7/2018	11/28/2018	22.7	0	7%	68%	0.299465	53%	43%	0.0028	0.0000	0.0028
G-68412-A1	San Joaquin	Freestanding Non-Certified Wood Stove	Freestanding Certified Pellet Stove	1.1		70 Non-Catalytic	TRUE	12/21/2018	2/28/2019	29.5	2.2	54%	70%	1.15	61%	38%	0.0159	0.0010	0.0149
G-68421-A1	Tulare	Wood-Burning Firebox	Gas Insert				TRUE	1/14/2019	2/28/2019	22.7	0	7%	68%	0.299465	53%	43%	0.0028	0.0000	0.0028
G-68425-A1	San Joaquin	Open Hearth Fireplace	Gas Insert				TRUE	11/19/2018	1/23/2019	22.7	0	7%	68%	0.299465	61%	38%	0.0032	0.0000	0.0032
G-68428-A1	Fresno	Wood-Burning Firebox	Gas Fireplace				TRUE	1/28/2019	4/3/2019	22.7	0	7%	68%	0.299465	24%	59%	0.0013	0.0000	0.0013
G-68431-A1	Tulare	Non-Certified Wood Insert	Certified Wood Insert	3.5		Non-Catalytic	TRUE	12/21/2018	1/16/2019	29.5	7	54%	68%	2.1	53%	43%	0.0254	0.0053	0.0201
G-68433-A1	Kern	Wood-Burning Firebox	Gas Insert				TRUE	11/14/2018	1/24/2019	22.7	0	7%	68%	0.299465	31%	51%	0.0016	0.0000	0.0016
G-68437-A1	Kings	Non-Certified Wood Insert	Certified Pellet Insert	1.5		76 Non-Catalytic	TRUE	11/20/2018	1/30/2019	29.5	3	54%	76%	2.1	48%	48%	0.0227	0.0019	0.0208
G-68439-A1	San Joaquin	Wood-Burning Firebox	Gas Insert				TRUE	12/9/2018	2/12/2019	22.7	0	7%	68%	0.299465	61%	38%	0.0032	0.0000	0.0032
G-68443-A1	Kern	Open Hearth Fireplace	Gas Insert				TRUE	1/19/2019	3/25/2019	22.7	0	7%	68%	0.299465	31%	51%	0.0016	0.0000	0.0016
G-68444-A1	Fresno	Open Hearth Fireplace	Gas Insert				TRUE	11/10/2018	1/8/2019	22.7	0	7%	68%	0.299465	24%	59%	0.0013	0.0000	0.0013
G-68445-A1	Fresno	Open Hearth Fireplace	Certified Wood Insert	4.1		Non-Catalytic	TRUE	11/7/2018	12/18/2018	22.7	8.2	7%	68%	0.299465	24%	59%	0.0013	0.0001	0.0012
G-68446-A1	Tulare	Open Hearth Fireplace	Gas Insert				TRUE	11/14/2018	1/9/2019	22.7	0	7%	68%	0.299465	53%	43%	0.0028	0.0000	0.0028
G-68448-A1	Stanislaus	Open Hearth Fireplace	Gas Insert				TRUE	11/2/2018	2/21/2019	22.7	0	7%	68%	0.299465	54%	44%	0.0028	0.0000	0.0028
G-68449-A1	San Joaquin	Non-Certified Wood Insert	Gas Insert				TRUE	12/3/2018	1/24/2019	29.5	0	54%	68%	2.1	61%	38%	0.0290	0.0000	0.0290
G-68451-A1	Fresno	Open Hearth Fireplace	Gas Insert				TRUE	11/9/2018	12/4/2018	22.7	0	7%	68%	0.299465	24%	59%	0.0013	0.0000	0.0013
G-68452-A1	Fresno	Wood-Burning Firebox	Gas Insert				FALSE	12/20/2018	4/3/2019	22.7	0	7%	68%	0.299465	100%	0%	0.0052	0.0000	0.0052
G-68454-A1	Kern	Wood-Burning Firebox	Gas Insert				FALSE	12/18/2018	1/24/2019	22.7	0	7%	68%	0.299465	100%	0%	0.0052	0.0000	0.0052
G-68455-A1	Fresno	Non-Certified Wood Insert	Gas Insert				FALSE	11/10/2018	1/9/2019	29.5	0	54%	68%	2.1	100%	0%	0.0477	0.0000	0.0477
G-68456-A1	Stanislaus	Open Hearth Fireplace	Gas Insert				TRUE	12/6/2018	2/21/2019	22.7	0	7%	68%	0.299465	54%	44%	0.0028	0.0000	0.0028
G-68457-A1	Tulare	Open Hearth Fireplace	Gas Insert				TRUE	11/14/2018	11/28/2018	22.7	0	7%	68%	0.299465	53%	43%	0.0028	0.0000	0.0028
G-68458-A1	Fresno	Wood-Burning Firebox	Certified Wood Insert	2.6		Non-Catalytic	FALSE	11/2/2018	3/27/2019	22.7	5.2	7%	68%	0.299465	100%	0%	0.0052	0.0001	0.0051
G-68459-A1	Tulare	Open Hearth Fireplace	Gas Insert				TRUE	10/31/2018	11/28/2018	22.7	0	7%	68%	0.299465	53%	43%	0.0028	0.0000	0.0028
G-68462-A1	Fresno	Freestanding Non-Certified Wood Stove	Freestanding Certified Pellet Stove	0.73		Non-Catalytic	FALSE	11/3/2018	1/30/2019	29.5	1.46	54%	68%	2.09	100%	0%	0.0475	0.0019	0.0456
G-68463-A1	Madera	Non-Certified Wood Insert	Gas Insert				TRUE	11/5/2018	1/24/2019	29.5	0	54%	68%	2.1	33%	57%	0.0159	0.0000	0.0159
G-68464-A1	San Joaquin	Wood-Burning Firebox	Gas Insert				TRUE	12/17/2018	1/30/2019	22.7	0	7%	68%	0.299465	61%	38%	0.0032	0.0000	0.0032
G-68465-A1	Fresno	Wood-Burning Firebox	Gas Fireplace				FALSE	12/3/2018	2/21/2019	22.7	0	7%	68%	0.299465	100%	0%	0.0052	0.0000	0.0052
G-68466-A1	Fresno	Wood-Burning Firebox	Gas Insert				TRUE	11/17/2018	1/24/2019	22.7	0	7%	68%	0.299465	24%	59%	0.0013	0.0000	0.0013
G-68467-A1	Stanislaus	Open Hearth Fireplace	Gas Insert				TRUE	11/2/2019	3/25/2019	22.7	0	7%	68%	0.299465	54%	44%	0.0028	0.0000	0.0028
G-68468-A1	Fresno	Open Hearth Fireplace	Gas Insert				TRUE	11/17/2018	1/24/2019	22.7	0	7%	68%	0.299465	24%	59%	0.0013	0.0000	0.0013
G-68469-A1	Kern	Wood-Burning Firebox	Gas Fireplace				TRUE	11/28/2018	2/12/2019	22.7	0	7%	68%	0.299465	31%	51%	0.0016	0.0000	0.0016
G-68470-A1	Fresno	Wood-Burning Firebox	Gas Insert				TRUE	2/13/2019	5/29/2019	22.7	0	7%	68%	0.299465	24%	59%	0.0013	0.0000	0.0013
G-68471-A1	Fresno	Non-Certified Wood Insert	Certified Pellet Insert	1.1		Non-Catalytic	TRUE	11/2/2018	1/9/2019	29.5	2.2	54%	68%	2.1	24%	59%	0.0115	0.0009	0.0106
G-68472-A1	Fresno	Non-Certified Wood Insert	Certified Pellet Insert	1.1		Non-Catalytic	FALSE	12/3/2018	1/22/2019	29.5	2.2	54%	68%	2.1	100%	0%	0.0477	0.0028	0.0449
G-68474-A1	Fresno	Wood-Burning Firebox	Gas Insert				TRUE	11/19/2018	2/6/2019	22.7	0	7%	68%	0.299465	24%	59%	0.0013	0.0000	0.0013
G-68500-A1	San Joaquin	Open Hearth Fireplace	Gas Insert				TRUE	12/11/2018	2/12/2019	22.7	0	7%	68%	0.299465	61%	38%	0.0032	0.0000	0.0032
G-68503-A1	Fresno	Non-Certified Wood Insert	Gas Insert				TRUE	1/3/2019	2/6/2019	29.5	0	54%	68%	2.1	24%	59%	0.0115	0.0000	0.0115
G-68504-A1	Fresno	Open Hearth Fireplace	Gas Insert				TRUE	11/16/2018	1/23/2019	22.7	0	7%	68%	0.299465	24%	59%	0.0013	0.0000	0.0013
G-68505-A1	Merced	Freestanding Non-Certified Wood Stove	Freestanding Certified Pellet Stove	1.4		77 Non-Catalytic	FALSE	12/3/2018	2/12/2019	29.5	2.8	54%	77%	2.67	100%	0%	0.0606	0.0040	0.0566
G-68506-A1	Fresno	Open Hearth Fireplace	Certified Wood Insert	1.6		Non-Catalytic	FALSE	11/9/2018	11/29/2018	22.7	3.2	7%	68%	0.299465	100%	0%	0.0052	0.0001	0.0052
G-68507-A1	Kern	Wood-Burning Firebox	Gas Insert				TRUE	11/7/2018	1/8/2019	22.7	0	7%	68%	0.299465	31%	51%	0.0016	0.0000	0.0016
G-68508-A1	Kern	Open Hearth Fireplace	Gas Insert				TRUE	11/12/2018	3/13/2019	22.7	0	7%	68%	0.299465	31%	51%	0.0016	0.0000	0.0016
G-68509-A1	Merced	Freestanding Non-Certified Wood Stove	Freestanding Certified Wood Stove	1.9		Non-Catalytic	TRUE	12/21/2018	3/11/2019	29.5	3.8	54%	68%	2.67	68%	32%	0.0409	0.0045	0.0365
G-68511-A1	San Joaquin	Non-Certified Wood Insert	Gas Insert				TRUE	11/28/2018	1/24/2019	29.5	0	54%	68%	2.1	61%	38%	0.0290	0.0000	0.0290
G-68512-A1	San Joaquin	Open Hearth Fireplace	Gas Insert				TRUE	11/25/2018	1/24/2019	22.7	0	7%	68%	0.299465	61%	38%	0.0032	0.0000	0.0032
G-68531-A1	Kern	Freestanding Non-Certified Wood Stove	Freestanding Certified Wood Stove	1.3		Non-Catalytic	TRUE	11/2/2018	1/24/2019	29.5	2.6	54%	68%	1.57	31%	51%	0.0110	0.0009	0.0100
G-68533-A1	Fresno	Open Hearth Fireplace	Certified Wood Insert	2.6		Non-Catalytic	TRUE	11/4/2018	1/7/2019	22.7	5.2	7%	68%	0.299465	24%	59%	0.0013	0.0000	0.0012
G-68538-A1	Fresno	Open Hearth Fireplace	Certified Wood Insert	2.6		Non-Catalytic	FALSE	12/7/2018	1/16/2019	22.7	5.2	7%	68%	0.299465	100%	0%	0.0052	0.0001	0.0051
G-68558-A1	San Joaquin	Open Hearth Fireplace	Gas Insert				TRUE	1/28/2019	4/16/2019	22.7	0	7%	68%	0.299465	61%	38%	0.0032	0.0000	0.0032
G-68559-A1	Fresno	Open Hearth Fireplace	Gas Insert				TRUE	12/6/2018	2/27/2019	22.7	0	7%	68%	0.299465	24%	59%	0.0013	0.0000	0.0013
G-68560-A1	Kern	Open Hearth Fireplace	Gas Insert				TRUE	10/25/2018	12/6/2018	22.7	0	7%	68%	0.299465	31%	51%	0.0016	0.0000	0.0016
G-68562-A1	Tulare	Non-Certified Wood Insert	Certified Wood Insert	2.6		Non-Catalytic	TRUE	12/21/2018	2/6/2019	29.5	5.2	54%	68%	2.1	53%	43%	0.0254	0.0040	0.0215
G-68565-A1	Kern	Open Hearth Fireplace	Gas Insert				TRUE	11/7/2018	1/24/2019	22.7	0	7%	68%	0.299465	31%	51%	0.0016	0.0000	0.0016
G-68567-A1	Tulare	Open Hearth Fireplace	Gas Insert				TRUE	11/13/2018	1/7/2019	22.7	0	7%	68%	0.299465	53%	43%	0.0028	0.0000	0.0028
G-68568-A1	Fresno	Wood-Burning Firebox	Gas Fireplace				TRUE	11/8/2018	1/8/2019	22.7	0	7%	68%	0.299465	24%	59%	0.0013	0.0000	0.0013
G-68570-A1	Tulare	Open Hearth Fireplace	Gas Insert				TRUE	11/13/2018	11/29/2018	22.7	0	7%	68%	0.299465	53%	43%	0.0028	0.0000	0.0028
G-68585-A1	San Joaquin	Open Hearth Fireplace	Gas Insert				FALSE	12/31/2018	2/20/2019	22.7	0	7%	68%	0.299465	100%	0%	0.0052	0.0000	0.0052
G-68587-A1	Merced	Wood-Burning Firebox	Gas Insert				TRUE	11/8/2018	1/8/2019	22.7	0	7%	68%	0.299465	68%	32%	0.0035	0.0000	0.0035
G-68589-A1	Kings	Open Hearth Fireplace	Gas Insert				TRUE	11/21/2018	1/24/2019	22.7	0	7%	68%	0.299465	48%	48%	0.0025	0.0000	0.0025
G-68590-A1	Madera	Open Hearth Fireplace	Certified Pellet Insert	1.1		Non-Catalytic	TRUE												

SAN JOAQUIN VALLEY UNIFIED AIR POLLUTION CONTROL DISTRICT

2021 Annual Demonstration Report

August 31, 2022

Contract#	County	OldDeviceType	NewDeviceType	EmissionRating	OverallEfficiency	DeviceSubtype	PipedNatGa	InstallDate	ClaimDate	Emission Factor		Efficiency		FuelUse	Non-Curtailment %		Emissions (tpy PM2.5)		
										EF_Old	EF_New	Eff_Old	Eff_New		B_all	B_reg	Before	After	Reduction
G-68699-A1	San Joaquin	Open Hearth Fireplace	Gas Insert				TRUE	12/20/2018	3/20/2019	22.7	0	7%	68%	0.299465	61%	38%	0.0032	0.0000	0.0032
G-68724-A1	Merced	Non-Certified Wood Insert	Gas Insert				TRUE	5/24/2019	6/4/2019	29.5	0	54%	68%	2.1	68%	32%	0.0322	0.0000	0.0322
G-68725-A1	Stanislaus	Wood-Burning Firebox	Gas Insert				TRUE	1/11/2019	3/19/2019	22.7	0	7%	68%	0.299465	54%	44%	0.0028	0.0000	0.0028
G-68726-A1	Tulare	Wood-Burning Firebox	Gas Insert				TRUE	11/19/2018	1/24/2019	22.7	0	7%	68%	0.299465	53%	43%	0.0028	0.0000	0.0028
G-68727-A1	Kings	Open Hearth Fireplace	Gas Insert				TRUE	12/7/2018	2/6/2019	22.7	0	7%	68%	0.299465	48%	48%	0.0025	0.0000	0.0025
G-68728-A1	San Joaquin	Freestanding Non-Certified Wood Stove	Freestanding Certified Wood Stove	3.9		Non-Catalytic	FALSE	12/8/2018	2/20/2019	29.5	7.8	54%	68%	1.15	100%	0%	0.0261	0.0055	0.0206
G-68729-A1	Fresno	Freestanding Non-Certified Wood Stove	Freestanding Certified Wood Stove	2.6		Non-Catalytic	TRUE	12/3/2018	12/18/2018	29.5	5.2	54%	68%	2.09	24%	59%	0.0115	0.0022	0.0093
G-68730-A1	Fresno	Open Hearth Fireplace	Certified Wood Insert	2.6		Non-Catalytic	FALSE	11/2/2018	11/29/2018	22.7	5.2	7%	68%	0.299465	100%	0%	0.0052	0.0001	0.0051
G-68732-A1	Stanislaus	Open Hearth Fireplace	Gas Insert				TRUE	11/10/2018	1/8/2019	22.7	0	7%	68%	0.299465	54%	44%	0.0028	0.0000	0.0028
G-68734-A1	Fresno	Wood-Burning Firebox	Certified Wood Insert	2.6		Non-Catalytic	FALSE	11/27/2018	1/16/2019	22.7	5.2	7%	68%	0.299465	100%	0%	0.0052	0.0001	0.0051
G-68735-A1	Fresno	Wood-Burning Firebox	Certified Wood Insert	2.6		Non-Catalytic	FALSE	11/17/2018	1/7/2019	22.7	5.2	7%	68%	0.299465	100%	0%	0.0052	0.0001	0.0051
G-68737-A1	Tulare	Freestanding Non-Certified Wood Stove	Freestanding Certified Wood Stove	1.1		Catalytic	TRUE	11/15/2018	6/12/2019	29.5	2.2	54%	68%	2.4	53%	43%	0.0291	0.0019	0.0272
G-68742-A1	Fresno	Open Hearth Fireplace	Gas Insert				TRUE	11/21/2018	1/24/2019	22.7	0	7%	68%	0.299465	24%	59%	0.0013	0.0000	0.0013
G-68745-A1	Fresno	Open Hearth Fireplace	Gas Insert				TRUE	11/12/2018	1/8/2019	22.7	0	7%	68%	0.299465	24%	59%	0.0013	0.0000	0.0013
G-68746-A1	Fresno	Wood-Burning Firebox	Gas Insert				TRUE	1/29/2019	3/26/2019	22.7	0	7%	68%	0.299465	24%	59%	0.0013	0.0000	0.0013
G-68748-A1	Fresno	Open Hearth Fireplace	Gas Insert				TRUE	11/21/2018	1/24/2019	22.7	0	7%	68%	0.299465	24%	59%	0.0013	0.0000	0.0013
G-68750-A1	Fresno	Open Hearth Fireplace	Gas Insert				TRUE	12/4/2018	5/29/2019	22.7	0	7%	68%	0.299465	24%	59%	0.0013	0.0000	0.0013
G-68752-A1	Fresno	Open Hearth Fireplace	Gas Insert				FALSE	3/22/2019	4/16/2019	22.7	0	7%	68%	0.299465	100%	0%	0.0052	0.0000	0.0052
G-68753-A1	Fresno	Open Hearth Fireplace	Certified Wood Insert	4.1		Non-Catalytic	TRUE	11/10/2018	1/8/2019	22.7	8.2	7%	68%	0.299465	24%	59%	0.0013	0.0001	0.0012
G-68754-A1	Madera	Freestanding Non-Certified Wood Stove	Freestanding Certified Wood Stove	3.2		74 Non-Catalytic	TRUE	12/18/2018	1/16/2019	29.5	6.4	54%	74%	2.61	33%	57%	0.0198	0.0039	0.0159
G-68755-A1	Madera	Freestanding Non-Certified Wood Stove	Freestanding Certified Wood Stove	1.6		73 Non-Catalytic	FALSE	11/14/2018	1/24/2019	29.5	3.2	54%	73%	2.61	100%	0%	0.0593	0.0048	0.0545
G-68791-A1	Fresno	Open Hearth Fireplace	Certified Wood Insert	2.6		Non-Catalytic	FALSE	11/15/2018	12/18/2018	22.7	5.2	7%	68%	0.299465	100%	0%	0.0052	0.0001	0.0051
G-68793-A1	Fresno	Open Hearth Fireplace	Certified Wood Insert	2.6		Non-Catalytic	FALSE	11/17/2018	1/7/2019	22.7	5.2	7%	68%	0.299465	100%	0%	0.0052	0.0001	0.0051
G-68795-A1	Tulare	Open Hearth Fireplace	Gas Insert				TRUE	11/30/2018	1/16/2019	22.7	0	7%	68%	0.299465	53%	43%	0.0028	0.0000	0.0028
G-68796-A1	Stanislaus	Wood-Burning Firebox	Gas Insert				TRUE	11/14/2018	1/24/2019	22.7	0	7%	68%	0.299465	54%	44%	0.0028	0.0000	0.0028
G-68797-A1	Madera	Non-Certified Wood Insert	Certified Wood Insert	3.4		Non-Catalytic	FALSE	1/8/2019	2/28/2019	29.5	6.8	54%	68%	2.1	100%	0%	0.0477	0.0087	0.0390
G-68798-A1	Stanislaus	Non-Certified Wood Insert	Gas Insert				TRUE	11/16/2018	1/8/2019	29.5	0	54%	68%	2.1	54%	44%	0.0258	0.0000	0.0258
G-68799-A1	San Joaquin	Open Hearth Fireplace	Gas Insert				TRUE	12/7/2018	2/20/2019	22.7	0	7%	68%	0.299465	61%	38%	0.0032	0.0000	0.0032
G-68804-A1	San Joaquin	Open Hearth Fireplace	Gas Insert				TRUE	11/18/2018	2/12/2019	22.7	0	7%	68%	0.299465	61%	38%	0.0032	0.0000	0.0032
G-68807-A1	Madera	Open Hearth Fireplace	Certified Pellet Insert	2.1		Non-Catalytic	TRUE	11/11/2018	11/29/2018	22.7	4.2	7%	68%	0.299465	33%	57%	0.0017	0.0000	0.0017
G-68810-A1	Kings	Open Hearth Fireplace	Certified Wood Insert	2.6		Non-Catalytic	FALSE	11/30/2018	12/18/2018	22.7	5.2	7%	68%	0.299465	100%	0%	0.0052	0.0001	0.0051
G-68817-A1	Madera	Freestanding Non-Certified Wood Stove	Freestanding Certified Wood Stove	3.4		72 Non-Catalytic	TRUE	1/7/2019	2/20/2019	29.5	6.8	54%	72%	2.61	33%	57%	0.0198	0.0042	0.0155
G-68818-A1	Fresno	Open Hearth Fireplace	Gas Insert				FALSE	11/19/2018	1/30/2019	22.7	0	7%	68%	0.299465	100%	0%	0.0052	0.0000	0.0052
G-68819-A1	Fresno	Non-Certified Wood Insert	Certified Wood Insert	1.8		80 Catalytic	FALSE	11/23/2018	1/24/2019	29.5	3.6	54%	80%	2.1	100%	0%	0.0477	0.0039	0.0438
G-68820-A1	Madera	Open Hearth Fireplace	Certified Wood Insert	2.6		Non-Catalytic	FALSE	12/3/2018	12/18/2018	22.7	5.2	7%	68%	0.299465	100%	0%	0.0052	0.0001	0.0051
G-68823-A1	Kern	Non-Certified Wood Insert	Certified Pellet Insert	1.1		76 Non-Catalytic	TRUE	12/5/2018	1/30/2019	29.5	2.2	54%	76%	2.1	31%	51%	0.0147	0.0010	0.0137
G-68824-A2	Madera	Wood-Burning Firebox	Gas Insert				TRUE	11/24/2018	1/7/2019	22.7	0	7%	68%	0.299465	33%	57%	0.0017	0.0000	0.0017
G-68826-A1	Fresno	Open Hearth Fireplace	Certified Pellet Insert	2.1		Non-Catalytic	TRUE	11/10/2018	11/29/2018	22.7	4.2	7%	68%	0.299465	24%	59%	0.0013	0.0000	0.0012
G-68831-A1	Tulare	Freestanding Non-Certified Wood Stove	Freestanding Gas Stove				TRUE	12/7/2018	1/7/2019	29.5	0	54%	68%	2.4	53%	43%	0.0291	0.0000	0.0291
G-68832-A1	Stanislaus	Open Hearth Fireplace	Gas Insert				TRUE	11/28/2018	1/24/2019	22.7	0	7%	68%	0.299465	54%	44%	0.0028	0.0000	0.0028
G-68833-A1	Kings	Wood-Burning Firebox	Gas Insert				TRUE	11/13/2018	12/19/2018	22.7	0	7%	68%	0.299465	48%	48%	0.0025	0.0000	0.0025
G-68857-A1	Fresno	Open Hearth Fireplace	Gas Insert				TRUE	10/31/2018	1/24/2019	22.7	0	7%	68%	0.299465	24%	59%	0.0013	0.0000	0.0013
G-68869-A1	Fresno	Open Hearth Fireplace	Gas Insert				TRUE	11/19/2018	1/24/2019	22.7	0	7%	68%	0.299465	24%	59%	0.0013	0.0000	0.0013
G-68870-A1	Merced	Open Hearth Fireplace	Certified Wood Insert	2.6		Non-Catalytic	TRUE	11/29/2018	12/18/2018	22.7	5.2	7%	68%	0.299465	68%	32%	0.0035	0.0001	0.0034
G-68872-A1	Kern	Wood-Burning Firebox	Gas Insert				TRUE	11/6/2018	1/24/2019	22.7	0	7%	68%	0.299465	31%	51%	0.0016	0.0000	0.0016
G-68873-A1	Kern	Non-Certified Wood Insert	Gas Insert				TRUE	11/6/2018	1/24/2019	29.5	0	54%	68%	2.1	31%	51%	0.0147	0.0000	0.0147
G-68875-A1	Stanislaus	Open Hearth Fireplace	Gas Insert				TRUE	11/20/2018	1/24/2019	22.7	0	7%	68%	0.299465	54%	44%	0.0028	0.0000	0.0028
G-68878-A1	Fresno	Open Hearth Fireplace	Gas Insert				TRUE	12/7/2018	1/23/2019	22.7	0	7%	68%	0.299465	24%	59%	0.0013	0.0000	0.0013
G-68879-A1	Fresno	Open Hearth Fireplace	Certified Wood Insert	4.1		Non-Catalytic	FALSE	11/7/2018	1/8/2019	22.7	8.2	7%	68%	0.299465	100%	0%	0.0052	0.0002	0.0050
G-68883-A1	Fresno	Open Hearth Fireplace	Certified Pellet Insert	1.1		Non-Catalytic	TRUE	12/14/2018	2/20/2019	22.7	2.2	7%	68%	0.299465	24%	59%	0.0013	0.0000	0.0012
G-68884-A1	Madera	Freestanding Non-Certified Wood Stove	Freestanding Certified Wood Stove	4.5		75 Non-Catalytic	FALSE	2/28/2019	3/11/2019	29.5	9	54%	75%	2.61	100%	0%	0.0593	0.0130	0.0463
G-68887-A1	Stanislaus	Open Hearth Fireplace	Gas Insert				TRUE	12/12/2018	2/20/2019	22.7	0	7%	68%	0.299465	54%	44%	0.0028	0.0000	0.0028
G-68891-A1	Tulare	Open Hearth Fireplace	Certified Wood Insert	2.6		Non-Catalytic	TRUE	11/7/2018	12/5/2018	22.7	5.2	7%	68%	0.299465	53%	43%	0.0028	0.0001	0.0027
G-68892-A1	Fresno	Wood-Burning Firebox	Gas Fireplace				TRUE	11/3/2018	2/20/2019	22.7	0	7%	68%	0.299465	24%	59%	0.0013	0.0000	0.0013
G-68911-A1	San Joaquin	Open Hearth Fireplace	Gas Insert				FALSE	7/30/2019	11/6/2019	22.7	0	7%	68%	0.299465	100%	0%	0.0052	0.0000	0.0052
G-68912-A1	Stanislaus	Open Hearth Fireplace	Gas Insert				TRUE	11/14/2018	1/8/2019	22.7	0	7%	68%	0.299465	54%	44%	0.0028	0.0000	0.0028
G-68913-A1	Merced	Non-Certified Wood Insert	Certified Wood Insert	2.6		Non-Catalytic	TRUE	11/17/2018	1/7/2019	29.5	5.2	54%	68%	2.1	68%	32%	0.0322	0.0048	0.0274
G-68914-A1	Merced	Open Hearth Fireplace	Certified Pellet Insert	1.5		Non-Catalytic	FALSE	11/15/2018	1/16/2019	22.7	3	7%	68%	0.299465	100%	0%	0.0052	0.0001	0.0052
G-68915-A1	Fresno	Non-Certified Wood Insert	Certified Wood Insert	2.6		Non-Catalytic	FALSE	11/15/2018	12/19/2018	29.5	5.2	54%	68%	2.1	100%	0%	0.0477	0.0067	0.0410
G-68939-A1	Stanislaus	Non-Certified Wood Insert	Certified Wood Insert	3.5		Non-Catalytic	TRUE	12/12/2018	1/16/2019	29.5	7	54%	68%	2.1	54%	44%	0.0258	0.0054	0.0204
G-68940-A1	Merced	Open Hearth Fireplace	Gas Insert				TRUE	12/17/2018	3/26/2019	22.7	0	7%	68%	0.299465	68%	32%	0.0035	0.0000	0.0035
G-68942-A1	Tulare	Wood-Burning Firebox	Gas Insert				TRUE	12/8/2018	2/12/2019	22.7	0	7%	68%	0.299465	53%	43%	0.0028	0.0000	0.0028
G-68944-A1	Tulare	Wood-Burning Firebox	Gas Insert				TRUE	11/27/2018	1/24/2019	22.7	0	7%	68%	0.299465	53%	43%	0.0028	0.0000	0.0028
G-68945-A1	Fresno	Open Hearth Fireplace	Gas Insert				TRUE	2/21/2019	6/18/2019	22.7	0	7%	68%	0.299465	24%	59%	0.0013	0.0000	0.0013
G-68947-A1	San Joaquin	Open Hearth Fireplace	Gas Insert				TRUE	1/5/2019	4/16/2019	22.7	0	7%	68%	0.299465	61%	38%	0.0032	0.0000	0.0032
G-68952-A1	San Joaquin	Open Hearth Fireplace	Gas Insert				TRUE	12/7/2018	1/30/2019	22.7	0	7%	68%	0.299465	61%	38%	0.0032</		

SAN JOAQUIN VALLEY UNIFIED AIR POLLUTION CONTROL DISTRICT

2021 Annual Demonstration Report

August 31, 2022

Contract#	County	OldDeviceType	NewDeviceType	EmissionRating	OverallEfficiency	DeviceSubtype	PipedNatGa	InstallDate	ClaimDate	Emission Factor		Efficiency		FuelUse	Non-Curtailment %		Emissions (tpy PM2.5)		
										EF_Old	EF_New	Eff_Old	Eff_New		B _{all}	B _{reg}	Before	After	Reduction
G-69022-A1	Merced	Open Hearth Fireplace	Gas Insert				TRUE	12/19/2018	1/16/2019	22.7	0	7%	68%	0.299465	68%	32%	0.0035	0.0000	0.0035
G-69023-A1	Fresno	Non-Certified Wood Insert	Certified Pellet Insert	1.5		70 Non-Catalytic	TRUE	12/17/2018	5/21/2019	29.5	3	54%	70%	2.1	24%	59%	0.0115	0.0012	0.0103
G-69024-A1	San Joaquin	Open Hearth Fireplace	Gas Insert				TRUE	1/9/2019	2/28/2019	22.7	0	7%	68%	0.299465	61%	38%	0.0032	0.0000	0.0032
G-69046-A1	Madera	Freestanding Non-Certified Wood Stove	Freestanding Certified Wood Stove	4.5		75 Non-Catalytic	FALSE	4/18/2019	5/1/2019	29.5	9	54%	75%	2.61	100%	0%	0.0593	0.0130	0.0463
G-69047-A1	San Joaquin	Open Hearth Fireplace	Gas Insert				TRUE	11/15/2018	1/24/2019	22.7	0	7%	68%	0.299465	61%	38%	0.0032	0.0000	0.0032
G-69048-A1	San Joaquin	Non-Certified Pellet Insert	Gas Insert				TRUE	4/5/2019	7/26/2019	2.9	0	68%	68%	2.1	61%	38%	0.0029	0.0000	0.0029
G-69049-A1	Stanislaus	Open Hearth Fireplace	Gas Insert				TRUE	11/15/2018	1/8/2019	22.7	0	7%	68%	0.299465	54%	44%	0.0028	0.0000	0.0028
G-69050-A1	Merced	Open Hearth Fireplace	Certified Wood Insert	4.5		75 Non-Catalytic	TRUE	11/17/2018	1/24/2019	22.7	9	7%	75%	0.299465	68%	32%	0.0035	0.0001	0.0034
G-69052-A1	Merced	Open Hearth Fireplace	Certified Wood Insert	2.6		Non-Catalytic	TRUE	12/5/2018	12/18/2018	22.7	5.2	7%	68%	0.299465	68%	32%	0.0035	0.0001	0.0034
G-69053-A1	Merced	Wood-Burning Firebox	Certified Wood Insert	2.6		Non-Catalytic	FALSE	12/19/2018	1/16/2019	22.7	5.2	7%	68%	0.299465	100%	0%	0.0052	0.0001	0.0051
G-69055-A1	Tulare	Open Hearth Fireplace	Certified Pellet Insert	1.5		70 Non-Catalytic	TRUE	12/3/2018	1/23/2019	22.7	3	7%	70%	0.299465	53%	43%	0.0028	0.0000	0.0028
G-69056-A1	Fresno	Wood-Burning Firebox	Gas Insert				TRUE	12/19/2018	2/27/2019	22.7	0	7%	68%	0.299465	24%	59%	0.0013	0.0000	0.0013
G-69057-A1	San Joaquin	Wood-Burning Firebox	Gas Insert				FALSE	12/5/2018	2/27/2019	22.7	0	7%	68%	0.299465	100%	0%	0.0052	0.0000	0.0052
G-69058-A1	Fresno	Open Hearth Fireplace	Certified Wood Insert	2.6		Non-Catalytic	FALSE	11/16/2018	1/7/2019	22.7	5.2	7%	68%	0.299465	100%	0%	0.0052	0.0001	0.0051
G-69059-A1	Merced	Non-Certified Wood Insert	Certified Wood Insert	3.1		Non-Catalytic	TRUE	12/15/2018	2/20/2019	29.5	6.2	54%	68%	2.1	68%	32%	0.0322	0.0057	0.0265
G-69068-A1	San Joaquin	Wood-Burning Firebox	Gas Insert				TRUE	12/7/2018	2/20/2019	22.7	0	7%	68%	0.299465	61%	38%	0.0032	0.0000	0.0032
G-69069-A1	Kern	Open Hearth Fireplace	Gas Insert				TRUE	12/29/2018	2/20/2019	22.7	0	7%	68%	0.299465	31%	51%	0.0016	0.0000	0.0016
G-69070-A1	Fresno	Certified Pellet Insert	Gas Insert				TRUE	12/31/2018	5/2/2019	2.9	0	68%	68%	2.1	24%	59%	0.0011	0.0000	0.0011
G-69074-A1	Fresno	Open Hearth Fireplace	Certified Wood Insert	1.9		Non-Catalytic	FALSE	12/13/2018	2/12/2019	22.7	3.8	7%	68%	0.299465	100%	0%	0.0052	0.0001	0.0051
G-69110-A1	Stanislaus	Open Hearth Fireplace	Gas Insert				TRUE	12/1/2018	2/21/2019	22.7	0	7%	68%	0.299465	54%	44%	0.0028	0.0000	0.0028
G-69112-A1	Kern	Non-Certified Wood Insert	Gas Insert				TRUE	11/27/2018	1/24/2019	29.5	0	54%	68%	2.1	31%	51%	0.0147	0.0000	0.0147
G-69114-A1	Stanislaus	Open Hearth Fireplace	Certified Pellet Insert	1.1		Non-Catalytic	TRUE	11/27/2018	1/24/2019	22.7	2.2	7%	68%	0.299465	54%	44%	0.0028	0.0000	0.0028
G-69118-A1	Fresno	Wood-Burning Firebox	Gas Insert				TRUE	12/15/2018	2/12/2019	22.7	0	7%	68%	0.299465	24%	59%	0.0013	0.0000	0.0013
G-69121-A1	Fresno	Open Hearth Fireplace	Gas Insert				TRUE	12/2/2018	12/19/2018	22.7	0	7%	68%	0.299465	24%	59%	0.0013	0.0000	0.0013
G-69123-A1	San Joaquin	Open Hearth Fireplace	Gas Insert				TRUE	11/19/2018	1/24/2019	22.7	0	7%	68%	0.299465	61%	38%	0.0032	0.0000	0.0032
G-69124-A1	Kings	Wood-Burning Firebox	Gas Insert				TRUE	11/30/2018	2/20/2019	22.7	0	7%	68%	0.299465	48%	48%	0.0025	0.0000	0.0025
G-69147-A1	Stanislaus	Open Hearth Fireplace	Gas Insert				TRUE	12/18/2018	2/20/2019	22.7	0	7%	68%	0.299465	54%	44%	0.0028	0.0000	0.0028
G-69151-A1	Fresno	Non-Certified Pellet Insert	Gas Insert				TRUE	12/19/2018	4/10/2019	2.9	0	68%	68%	2.1	24%	59%	0.0011	0.0000	0.0011
G-69192-A1	Fresno	Open Hearth Fireplace	Gas Insert				TRUE	12/6/2018	12/18/2018	22.7	0	7%	68%	0.299465	24%	59%	0.0013	0.0000	0.0013
G-69193-A1	Stanislaus	Open Hearth Fireplace	Gas Insert				TRUE	11/26/2018	1/24/2019	22.7	0	7%	68%	0.299465	54%	44%	0.0028	0.0000	0.0028
G-69195-A1	Stanislaus	Open Hearth Fireplace	Gas Insert				TRUE	11/30/2018	3/21/2019	22.7	0	7%	68%	0.299465	54%	44%	0.0028	0.0000	0.0028
G-69196-A1	Stanislaus	Open Hearth Fireplace	Gas Insert				TRUE	12/5/2018	1/24/2019	22.7	0	7%	68%	0.299465	54%	44%	0.0028	0.0000	0.0028
G-69199-A1	San Joaquin	Open Hearth Fireplace	Gas Insert				FALSE	1/28/2019	5/2/2019	22.7	0	7%	68%	0.299465	100%	0%	0.0052	0.0000	0.0052
G-69200-A1	Kern	Freestanding Certified Pellet Stove	Freestanding Gas Stove				TRUE	12/14/2018	2/20/2019	2.9	0	68%	68%	1.57	31%	51%	0.0011	0.0000	0.0011
G-69201-A1	Kern	Open Hearth Fireplace	Gas Insert				TRUE	11/26/2018	1/24/2019	22.7	0	7%	68%	0.299465	31%	51%	0.0016	0.0000	0.0016
G-69202-A1	Kern	Wood-Burning Firebox	Gas Insert				TRUE	11/15/2018	1/24/2019	22.7	0	7%	68%	0.299465	31%	51%	0.0016	0.0000	0.0016
G-69203-A1	Kern	Non-Certified Wood Insert	Gas Insert				TRUE	11/19/2018	1/16/2019	29.5	0	54%	68%	2.1	31%	51%	0.0147	0.0000	0.0147
G-69215-A1	Fresno	Non-Certified Wood Insert	Gas Insert				TRUE	11/30/2018	1/24/2019	29.5	0	54%	68%	2.1	24%	59%	0.0115	0.0000	0.0115
G-69228-A1	Kern	Non-Certified Wood Insert	Certified Pellet Insert	1.5		76 Non-Catalytic	TRUE	11/13/2018	1/24/2019	29.5	3	54%	76%	2.1	31%	51%	0.0147	0.0013	0.0134
G-69302-A1	Fresno	Open Hearth Fireplace	Certified Pellet Insert	1.1		Non-Catalytic	TRUE	12/10/2018	2/12/2019	22.7	2.2	7%	68%	0.299465	24%	59%	0.0013	0.0000	0.0012
G-69303-A1	Fresno	Open Hearth Fireplace	Gas Insert				TRUE	12/8/2018	1/30/2019	22.7	0	7%	68%	0.299465	24%	59%	0.0013	0.0000	0.0013
G-69304-A1	Fresno	Non-Certified Wood Insert	Certified Wood Insert	3.5		Non-Catalytic	TRUE	12/7/2018	3/21/2019	29.5	7	54%	68%	2.1	24%	59%	0.0115	0.0029	0.0086
G-69306-A1	Kern	Non-Certified Wood Insert	Gas Insert				TRUE	11/29/2018	1/24/2019	29.5	0	54%	68%	2.1	31%	51%	0.0147	0.0000	0.0147
G-69307-A1	Tulare	Open Hearth Fireplace	Gas Insert				TRUE	11/28/2018	12/18/2018	22.7	0	7%	68%	0.299465	53%	43%	0.0028	0.0000	0.0028
G-69312-A1	Fresno	Open Hearth Fireplace	Certified Wood Insert	4.1		Non-Catalytic	TRUE	11/29/2018	12/19/2018	22.7	8.2	7%	68%	0.299465	24%	59%	0.0013	0.0001	0.0012
G-69315-A1	Fresno	Open Hearth Fireplace	Gas Insert				TRUE	12/13/2018	2/12/2019	22.7	0	7%	68%	0.299465	24%	59%	0.0013	0.0000	0.0013
G-69319-A1	Fresno	Open Hearth Fireplace	Gas Insert				TRUE	12/14/2018	2/20/2019	22.7	0	7%	68%	0.299465	24%	59%	0.0013	0.0000	0.0013
G-69321-A1	Fresno	Open Hearth Fireplace	Gas Insert				TRUE	12/14/2018	4/16/2019	22.7	0	7%	68%	0.299465	24%	59%	0.0013	0.0000	0.0013
G-69324-A1	Kern	Wood-Burning Firebox	Gas Insert				FALSE	12/19/2018	2/28/2019	22.7	0	7%	68%	0.299465	100%	0%	0.0052	0.0000	0.0052
G-69325-A1	Tulare	Wood-Burning Firebox	Gas Insert				TRUE	3/20/2019	5/2/2019	22.7	0	7%	68%	0.299465	53%	43%	0.0028	0.0000	0.0028
G-69327-A1	Kern	Open Hearth Fireplace	Gas Insert				TRUE	12/4/2018	1/24/2019	22.7	0	7%	68%	0.299465	31%	51%	0.0016	0.0000	0.0016
G-69366-A1	Fresno	Open Hearth Fireplace	Gas Insert				TRUE	1/11/2019	5/22/2019	22.7	0	7%	68%	0.299465	24%	59%	0.0013	0.0000	0.0013
G-69367-A1	Fresno	Open Hearth Fireplace	Gas Insert				TRUE	12/17/2018	2/20/2019	22.7	0	7%	68%	0.299465	24%	59%	0.0013	0.0000	0.0013
G-69368-A1	San Joaquin	Open Hearth Fireplace	Gas Insert				TRUE	1/17/2019	3/21/2019	22.7	0	7%	68%	0.299465	61%	38%	0.0032	0.0000	0.0032
G-69369-A2	Fresno	Wood-Burning Firebox	Gas Insert				TRUE	12/12/2018	7/26/2019	22.7	0	7%	68%	0.299465	24%	59%	0.0013	0.0000	0.0013
G-69370-A1	Fresno	Wood-Burning Firebox	Gas Insert				TRUE	12/17/2018	2/20/2019	22.7	0	7%	68%	0.299465	24%	59%	0.0013	0.0000	0.0013
G-69371-A1	Madera	Open Hearth Fireplace	Gas Insert				TRUE	12/11/2018	2/12/2019	22.7	0	7%	68%	0.299465	33%	57%	0.0017	0.0000	0.0017
G-69372-A1	Madera	Open Hearth Fireplace	Certified Wood Insert	4.1		Non-Catalytic	FALSE	12/5/2018	1/24/2019	22.7	8.2	7%	68%	0.299465	100%	0%	0.0052	0.0002	0.0050
G-69373-A1	Fresno	Wood-Burning Firebox	Gas Insert				TRUE	12/13/2018	1/30/2019	22.7	0	7%	68%	0.299465	24%	59%	0.0013	0.0000	0.0013
G-69374-A1	Stanislaus	Wood-Burning Firebox	Gas Fireplace				TRUE	2/19/2019	5/15/2019										

SAN JOAQUIN VALLEY UNIFIED AIR POLLUTION CONTROL DISTRICT

2021 Annual Demonstration Report

August 31, 2022

Contract#	County	OldDeviceType	NewDeviceType	EmissionRating	OverallEfficiency	DeviceSubtype	PipedNatGa	InstallDate	ClaimDate	Emission Factor		Efficiency		FuelUse	Non-Curtailment %		Emissions (tpy PM2.5)		
										EF_Old	EF_New	Eff_Old	Eff_New		B _{all}	B _{reg}	Before	After	Reduction
G-69466-A1	Madera	Open Hearth Fireplace	Certified Wood Insert	2.6		Non-Catalytic	FALSE	12/11/2018	12/19/2018	22.7	5.2	7%	68%	0.299465	100%	0%	0.0052	0.0001	0.0051
G-69467-A1	Kern	Non-Certified Wood Insert	Certified Wood Insert	3.5		Non-Catalytic	TRUE	12/27/2018	3/21/2019	29.5	7	54%	68%	2.1	31%	51%	0.0147	0.0034	0.0113
G-69468-A1	Fresno	Open Hearth Fireplace	Gas Insert				TRUE	12/28/2018	2/27/2019	22.7	0	7%	68%	0.299465	24%	59%	0.0013	0.0000	0.0013
G-69469-A1	Fresno	Open Hearth Fireplace	Certified Wood Insert	2.6		Non-Catalytic	FALSE	12/11/2018	1/7/2019	22.7	5.2	7%	68%	0.299465	100%	0%	0.0052	0.0001	0.0051
G-69470-A1	Fresno	Open Hearth Fireplace	Certified Wood Insert	2.6		Non-Catalytic	FALSE	1/8/2019	1/23/2019	22.7	5.2	7%	68%	0.299465	100%	0%	0.0052	0.0001	0.0051
G-69472-A1	Fresno	Open Hearth Fireplace	Certified Wood Insert	2.6		Non-Catalytic	FALSE	12/13/2018	1/7/2019	22.7	5.2	7%	68%	0.299465	100%	0%	0.0052	0.0001	0.0051
G-69474-A1	Fresno	Wood-Burning Firebox	Certified Wood Insert	2.6		Non-Catalytic	TRUE	12/29/2018	2/27/2019	22.7	5.2	7%	68%	0.299465	24%	59%	0.0013	0.0000	0.0012
G-69476-A1	Fresno	Open Hearth Fireplace	Gas Insert				FALSE	12/5/2018	2/6/2019	22.7	0	7%	68%	0.299465	100%	0%	0.0052	0.0000	0.0052
G-69488-A1	Fresno	Open Hearth Fireplace	Gas Insert				TRUE	12/8/2018	1/16/2019	22.7	0	7%	68%	0.299465	24%	59%	0.0013	0.0000	0.0013
G-69531-A1	Stanislaus	Open Hearth Fireplace	Gas Fireplace				TRUE	11/28/2018	1/24/2019	22.7	0	7%	68%	0.299465	54%	44%	0.0028	0.0000	0.0028
G-69533-A1	Fresno	Open Hearth Fireplace	Certified Pellet Insert	2.1		Non-Catalytic	TRUE	12/9/2018	12/19/2018	22.7	4.2	7%	68%	0.299465	24%	59%	0.0013	0.0000	0.0012
G-69535-A1	Stanislaus	Freestanding Non-Certified Wood Stove	Freestanding Certified Pellet Stove	1.1		70 Non-Catalytic	TRUE	12/7/2018	1/24/2019	29.5	2.2	54%	70%	1.55	54%	44%	0.0191	0.0012	0.0178
G-69572-A1	Kern	Open Hearth Fireplace	Gas Insert				TRUE	11/30/2018	1/24/2019	22.7	0	7%	68%	0.299465	31%	51%	0.0016	0.0000	0.0016
G-69574-A1	Kern	Wood-Burning Firebox	Gas Insert				TRUE	12/14/2018	2/21/2019	22.7	0	7%	68%	0.299465	31%	51%	0.0016	0.0000	0.0016
G-69576-A1	Kern	Wood-Burning Firebox	Gas Insert				TRUE	11/23/2018	1/24/2019	22.7	0	7%	68%	0.299465	31%	51%	0.0016	0.0000	0.0016
G-69577-A1	San Joaquin	Open Hearth Fireplace	Gas Insert				TRUE	12/18/2018	2/20/2019	22.7	0	7%	68%	0.299465	61%	38%	0.0032	0.0000	0.0032
G-69579-A1	Fresno	Open Hearth Fireplace	Gas Insert				FALSE	4/16/2019	5/2/2019	22.7	0	7%	68%	0.299465	100%	0%	0.0052	0.0000	0.0052
G-69588-A1	Fresno	Non-Certified Wood Insert	Gas Insert				FALSE	12/17/2018	4/3/2019	29.5	0	54%	68%	2.1	100%	0%	0.0477	0.0000	0.0477
G-69605-A1	Fresno	Open Hearth Fireplace	Gas Insert				TRUE	11/16/2018	2/6/2019	22.7	0	7%	68%	0.299465	24%	59%	0.0013	0.0000	0.0013
G-69614-A1	San Joaquin	Wood-Burning Firebox	Gas Insert				TRUE	1/18/2019	2/11/2019	22.7	0	7%	68%	0.299465	61%	38%	0.0032	0.0000	0.0032
G-69617-A1	Fresno	Non-Certified Wood Insert	Gas Insert				TRUE	12/15/2018	2/20/2019	29.5	0	54%	68%	2.1	24%	59%	0.0115	0.0000	0.0115
G-69679-A1	San Joaquin	Open Hearth Fireplace	Certified Pellet Insert	1.8		Non-Catalytic	FALSE	12/21/2018	4/3/2019	22.7	3.6	7%	68%	0.299465	100%	0%	0.0052	0.0001	0.0051
G-69681-A1	San Joaquin	Open Hearth Fireplace	Gas Insert				TRUE	1/2/2019	2/27/2019	22.7	0	7%	68%	0.299465	61%	38%	0.0032	0.0000	0.0032
G-69682-A1	Stanislaus	Open Hearth Fireplace	Gas Insert				TRUE	12/20/2018	2/28/2019	22.7	0	7%	68%	0.299465	54%	44%	0.0028	0.0000	0.0028
G-69683-A1	Tulare	Open Hearth Fireplace	Gas Insert				FALSE	12/15/2018	1/7/2019	22.7	0	7%	68%	0.299465	100%	0%	0.0052	0.0000	0.0052
G-69684-A1	Tulare	Open Hearth Fireplace	Gas Insert				FALSE	1/3/2019	1/16/2019	22.7	0	7%	68%	0.299465	100%	0%	0.0052	0.0000	0.0052
G-69685-A1	Tulare	Open Hearth Fireplace	Gas Insert				TRUE	12/21/2018	1/16/2019	22.7	0	7%	68%	0.299465	53%	43%	0.0028	0.0000	0.0028
G-69686-A1	Merced	Open Hearth Fireplace	Certified Pellet Insert	1.5		76	FALSE	12/27/2018	4/3/2019	22.7	3	7%	76%	0.299465	100%	0%	0.0052	0.0001	0.0052
G-69687-A1	Tulare	Open Hearth Fireplace	Gas Insert				TRUE	12/28/2018	1/16/2019	22.7	0	7%	68%	0.299465	53%	43%	0.0028	0.0000	0.0028
G-69689-A1	San Joaquin	Open Hearth Fireplace	Gas Insert				TRUE	11/30/2018	1/24/2019	22.7	0	7%	68%	0.299465	61%	38%	0.0032	0.0000	0.0032
G-69690-A1	Fresno	Wood-Burning Firebox	Gas Insert				TRUE	1/23/2019	3/25/2019	22.7	0	7%	68%	0.299465	24%	59%	0.0013	0.0000	0.0013
G-69691-A1	Fresno	Open Hearth Fireplace	Gas Insert				TRUE	12/20/2018	2/20/2019	22.7	0	7%	68%	0.299465	24%	59%	0.0013	0.0000	0.0013
G-69720-A1	San Joaquin	Wood-Burning Firebox	Gas Insert				TRUE	12/13/2018	2/20/2019	22.7	0	7%	68%	0.299465	61%	38%	0.0032	0.0000	0.0032
G-69729-A1	Fresno	Open Hearth Fireplace	Certified Wood Insert	4.1		Non-Catalytic	TRUE	12/10/2018	1/30/2019	22.7	8.2	7%	68%	0.299465	24%	59%	0.0013	0.0001	0.0012
G-69730-A1	Tulare	Wood-Burning Firebox	Certified Wood Insert	1.6		Non-Catalytic	TRUE	1/3/2019	2/11/2019	22.7	3.2	7%	68%	0.299465	53%	43%	0.0028	0.0000	0.0027
G-69731-A1	Tulare	Open Hearth Fireplace	Certified Wood Insert	4.5		71 Non-Catalytic	FALSE	12/4/2018	1/23/2019	22.7	9	7%	71%	0.299465	100%	0%	0.0052	0.0002	0.0050
G-69732-A1	Kern	Open Hearth Fireplace	Gas Insert				TRUE	11/29/2018	5/2/2019	22.7	0	7%	68%	0.299465	31%	51%	0.0016	0.0000	0.0016
G-69733-A1	Tulare	Wood-Burning Firebox	Gas Insert				TRUE	2/1/2019	5/15/2019	22.7	0	7%	68%	0.299465	53%	43%	0.0028	0.0000	0.0028
G-69735-A1	Tulare	Open Hearth Fireplace	Gas Insert				TRUE	12/7/2018	1/24/2019	22.7	0	7%	68%	0.299465	53%	43%	0.0028	0.0000	0.0028
G-69742-A1	Tulare	Open Hearth Fireplace	Certified Pellet Insert	1.1		Non-Catalytic	TRUE	12/17/2018	5/2/2019	22.7	2.2	7%	68%	0.299465	53%	43%	0.0028	0.0000	0.0028
G-69745-A1	Kern	Wood-Burning Firebox	Gas Insert				TRUE	12/4/2018	3/20/2019	22.7	0	7%	68%	0.299465	31%	51%	0.0016	0.0000	0.0016
G-69747-A1	San Joaquin	Non-Certified Wood Insert	Gas Insert				TRUE	2/27/2019	5/2/2019	29.5	0	54%	68%	2.1	61%	38%	0.0290	0.0000	0.0290
G-69748-A1	Tulare	Wood-Burning Firebox	Gas Insert				TRUE	12/18/2018	2/20/2019	22.7	0	7%	68%	0.299465	53%	43%	0.0028	0.0000	0.0028
G-69750-A1	Fresno	Wood-Burning Firebox	Gas Fireplace				TRUE	12/3/2018	1/30/2019	22.7	0	7%	68%	0.299465	24%	59%	0.0013	0.0000	0.0013
G-69751-A1	Stanislaus	Open Hearth Fireplace	Gas Insert				FALSE	2/19/2019	5/15/2019	22.7	0	7%	68%	0.299465	100%	0%	0.0052	0.0000	0.0052
G-69752-A1	San Joaquin	Open Hearth Fireplace	Gas Insert				TRUE	12/17/2018	2/27/2019	22.7	0	7%	68%	0.299465	61%	38%	0.0032	0.0000	0.0032
G-69754-A1	Kings	Open Hearth Fireplace	Gas Insert				TRUE	12/18/2018	1/16/2019	22.7	0	7%	68%	0.299465	48%	48%	0.0025	0.0000	0.0025
G-69755-A1	Fresno	Wood-Burning Firebox	Gas Insert				TRUE	12/19/2018	2/20/2019	22.7	0	7%	68%	0.299465	24%	59%	0.0013	0.0000	0.0013
G-69756-A1	Merced	Open Hearth Fireplace	Gas Insert				TRUE	12/13/2018	3/26/2019	22.7	0	7%	68%	0.299465	68%	32%	0.0035	0.0000	0.0035
G-69758-A1	Stanislaus	Non-Certified Wood Insert	Gas Insert				TRUE	1/7/2019	2/28/2019	29.5	0	54%	68%	2.1	54%	44%	0.0258	0.0000	0.0258
G-69759-A1	Kern	Open Hearth Fireplace	Gas Insert				FALSE	12/14/2018	2/6/2019	22.7	0	7%	68%	0.299465	100%	0%	0.0052	0.0000	0.0052
G-69761-A1	Fresno	Open Hearth Fireplace	Gas Insert				TRUE	12/3/2018	3/21/2019	22.7	0	7%	68%	0.299465	24%	59%	0.0013	0.0000	0.0013
G-69762-A1	Kern	Open Hearth Fireplace	Gas Insert				TRUE	12/7/2018	1/24/2019	22.7	0	7%	68%	0.299465	31%	51%	0.0016	0.0000	0.0016
G-69772-A1	Fresno	Open Hearth Fireplace	Gas Insert				TRUE	1/10/2019	3/19/2019	22.7	0	7%	68%	0.299465	24%	59%	0.0013	0.0000	0.0013
G-69773-A1	Fresno	Open Hearth Fireplace	Gas Insert				FALSE	12/27/2018	1/16/2019	22.7	0	7%	68%	0.299465	100%	0%	0.0052	0.0000	0.0052
G-69775-A1	San Joaquin	Open Hearth Fireplace	Gas Insert				TRUE	12/20/2018	2/21/2019	22.7	0	7%	68%	0.299465	61%	38%	0.0032	0.0000	0.0032
G-69777-A1	Tulare	Wood-Burning Firebox	Gas Insert				TRUE	12/31/2018	2/28/2019	22.7	0	7%	68%	0.299465	53%	43%	0.0028	0.0000	0.0028
G-69779-A1	Fresno	Wood-Burning Firebox	Gas Insert				TRUE	12/6/2018	12/18/2018	22.7	0	7%	68%	0.299465	24%	59%	0.0013	0.0000	0.0013
G-69780-A1	Tulare	Open Hearth Fireplace	Gas Insert				TRUE	12/3/2018	1/24/2019	22.7	0	7%	68%	0.299465	53%	43%	0.0028	0.0000	0.0028
G-69781-A1	Kern	Open Hearth Fireplace	Gas Insert				TRUE	12/17/2018	2/12/2019	22.7	0	7%	68%						

SAN JOAQUIN VALLEY UNIFIED AIR POLLUTION CONTROL DISTRICT

2021 Annual Demonstration Report

August 31, 2022

Contract#	County	OldDeviceType	NewDeviceType	EmissionRating	OverallEfficiency	DeviceSubtype	PipedNatGa	InstallDate	ClaimDate	Emission Factor		Efficiency		FuelUse	Non-Curtailment %		Emissions (tpy PM2.5)		
										EF_Old	EF_New	Eff_Old	Eff_New		B _{all}	B _{reg}	Before	After	Reduction
G-69829-A1	Fresno	Open Hearth Fireplace	Gas Insert				TRUE	12/20/2018	3/11/2019	22.7	0	7%	68%	0.299465	24%	59%	0.0013	0.0000	0.0013
G-69832-A1	Kings	Open Hearth Fireplace	Certified Wood Insert	4.5		71 Non-Catalytic	TRUE	12/31/2018	5/22/2019	22.7	9	7%	71%	0.299465	48%	48%	0.0025	0.0001	0.0024
G-69866-A1	Tulare	Wood-Burning Firebox	Gas Insert				TRUE	12/4/2018	1/23/2019	22.7	0	7%	68%	0.299465	53%	43%	0.0028	0.0000	0.0028
G-69867-A2	Stanislaus	Open Hearth Fireplace	Gas Insert				TRUE	12/12/2018	5/29/2019	22.7	0	7%	68%	0.299465	54%	44%	0.0028	0.0000	0.0028
G-69868-A1	Madera	Open Hearth Fireplace	Freestanding Certified Pellet Stove	2.1		Non-Catalytic	FALSE	1/23/2019	3/25/2019	22.7	4.2	7%	68%	0.299465	100%	0%	0.0052	0.0001	0.0051
G-69894-A2	San Joaquin	Open Hearth Fireplace	Certified Wood Insert	1.3		74 Catalytic	TRUE	12/12/2019	2/12/2020	22.7	2.6	7%	74%	0.299465	61%	38%	0.0032	0.0000	0.0031
G-69895-A1	Tulare	Open Hearth Fireplace	Gas Insert				TRUE	12/8/2018	2/12/2019	22.7	0	7%	68%	0.299465	53%	43%	0.0028	0.0000	0.0028
G-69896-A1	Stanislaus	Wood-Burning Firebox	Certified Wood Insert	4		Non-Catalytic	TRUE	1/19/2019	5/28/2019	22.7	8	7%	68%	0.299465	54%	44%	0.0028	0.0001	0.0027
G-69924-A1	Fresno	Open Hearth Fireplace	Gas Insert				TRUE	12/18/2018	2/20/2019	22.7	0	7%	68%	0.299465	24%	59%	0.0013	0.0000	0.0013
G-69925-A1	Fresno	Open Hearth Fireplace	Certified Pellet Insert	1.1		Non-Catalytic	TRUE	12/27/2018	2/28/2019	22.7	2.2	7%	68%	0.299465	24%	59%	0.0013	0.0000	0.0012
G-69926-A1	Fresno	Open Hearth Fireplace	Gas Insert				FALSE	12/20/2018	8/5/2019	22.7	0	7%	68%	0.299465	100%	0%	0.0052	0.0000	0.0052
G-69928-A1	Fresno	Open Hearth Fireplace	Gas Insert				TRUE	1/12/2019	3/20/2019	22.7	0	7%	68%	0.299465	24%	59%	0.0013	0.0000	0.0013
G-69929-A1	Fresno	Open Hearth Fireplace	Gas Insert				TRUE	12/22/2018	7/26/2019	22.7	0	7%	68%	0.299465	24%	59%	0.0013	0.0000	0.0013
G-69930-A1	Kern	Open Hearth Fireplace	Gas Insert				TRUE	3/17/2019	5/1/2019	22.7	0	7%	68%	0.299465	31%	51%	0.0016	0.0000	0.0016
G-69941-A1	Merced	Freestanding Non-Certified Wood Stove	Freestanding Certified Pellet Stove	0.99		77 Non-Catalytic	FALSE	12/18/2018	2/20/2019	29.5	1.98	54%	77%	2.67	100%	0%	0.0606	0.0029	0.0578
G-69943-A1	Fresno	Open Hearth Fireplace	Gas Insert				TRUE	1/8/2019	1/16/2019	22.7	0	7%	68%	0.299465	24%	59%	0.0013	0.0000	0.0013
G-69944-A1	Fresno	Open Hearth Fireplace	Certified Wood Insert	4.1		Non-Catalytic	FALSE	2/9/2019	3/11/2019	22.7	8.2	7%	68%	0.299465	100%	0%	0.0052	0.0002	0.0050
G-69945-A1	Fresno	Open Hearth Fireplace	Certified Wood Insert	2.6		Non-Catalytic	FALSE	12/14/2018	1/7/2019	22.7	5.2	7%	68%	0.299465	100%	0%	0.0052	0.0001	0.0051
G-69947-A1	Kings	Open Hearth Fireplace	Gas Insert				TRUE	3/27/2019	6/4/2019	22.7	0	7%	68%	0.299465	48%	48%	0.0025	0.0000	0.0025
G-69948-A1	Tulare	Wood-Burning Firebox	Gas Insert				TRUE	12/25/2018	3/26/2019	22.7	0	7%	68%	0.299465	53%	43%	0.0028	0.0000	0.0028
G-69949-A1	Fresno	Open Hearth Fireplace	Certified Wood Insert	2.6		Non-Catalytic	FALSE	12/8/2018	1/7/2019	22.7	5.2	7%	68%	0.299465	100%	0%	0.0052	0.0001	0.0051
G-69951-A1	Stanislaus	Open Hearth Fireplace	Gas Fireplace				TRUE	1/2/2019	2/28/2019	22.7	0	7%	68%	0.299465	54%	44%	0.0028	0.0000	0.0028
G-69954-A1	Kern	Open Hearth Fireplace	Gas Insert				TRUE	12/3/2018	1/24/2019	22.7	0	7%	68%	0.299465	31%	51%	0.0016	0.0000	0.0016
G-69955-A1	Kern	Wood-Burning Firebox	Gas Insert				TRUE	1/29/2019	5/2/2019	22.7	0	7%	68%	0.299465	31%	51%	0.0016	0.0000	0.0016
G-69956-A1	Kern	Non-Certified Wood Insert	Gas Insert				TRUE	12/11/2018	2/20/2019	29.5	0	54%	68%	2.1	31%	51%	0.0147	0.0000	0.0147
G-69961-A1	Kern	Open Hearth Fireplace	Gas Insert				TRUE	12/5/2018	1/24/2019	22.7	0	7%	68%	0.299465	31%	51%	0.0016	0.0000	0.0016
G-69962-A1	Kern	Open Hearth Fireplace	Gas Insert				FALSE	12/12/2018	2/20/2019	22.7	0	7%	68%	0.299465	100%	0%	0.0052	0.0000	0.0052
G-69963-A1	Kern	Open Hearth Fireplace	Gas Insert				TRUE	12/14/2018	3/11/2019	22.7	0	7%	68%	0.299465	31%	51%	0.0016	0.0000	0.0016
G-69964-A1	Fresno	Wood-Burning Firebox	Gas Insert				TRUE	12/21/2018	2/27/2019	22.7	0	7%	68%	0.299465	24%	59%	0.0013	0.0000	0.0013
G-69966-A1	Merced	Freestanding Non-Certified Wood Stove	Freestanding Certified Wood Stove	4.1		Non-Catalytic	TRUE	1/24/2019	4/3/2019	29.5	8.2	54%	68%	2.67	68%	32%	0.0409	0.0096	0.0313
G-69967-A1	Fresno	Open Hearth Fireplace	Gas Insert				TRUE	12/15/2018	2/20/2019	22.7	0	7%	68%	0.299465	24%	59%	0.0013	0.0000	0.0013
G-69968-A1	Fresno	Wood-Burning Firebox	Certified Wood Insert	3.6		Non-Catalytic	FALSE	12/29/2018	11/6/2019	22.7	7.2	7%	68%	0.299465	100%	0%	0.0052	0.0002	0.0051
G-69969-A1	Fresno	Open Hearth Fireplace	Gas Insert				TRUE	12/28/2018	2/21/2019	22.7	0	7%	68%	0.299465	24%	59%	0.0013	0.0000	0.0013
G-69986-A1	Fresno	Open Hearth Fireplace	Certified Wood Insert	2.6		Non-Catalytic	FALSE	12/29/2018	1/16/2019	22.7	5.2	7%	68%	0.299465	100%	0%	0.0052	0.0001	0.0051
G-69987-A1	Tulare	Open Hearth Fireplace	Gas Insert				FALSE	1/29/2019	2/20/2019	22.7	0	7%	68%	0.299465	100%	0%	0.0052	0.0000	0.0052
G-69988-A1	Fresno	Open Hearth Fireplace	Certified Wood Insert	2.6		Non-Catalytic	TRUE	12/15/2018	1/16/2019	22.7	5.2	7%	68%	0.299465	24%	59%	0.0013	0.0000	0.0012
G-69989-A1	Fresno	Open Hearth Fireplace	Gas Insert				TRUE	12/20/2018	1/16/2019	22.7	0	7%	68%	0.299465	24%	59%	0.0013	0.0000	0.0013
G-69990-A1	Tulare	Open Hearth Fireplace	Gas Insert				TRUE	12/19/2018	1/16/2019	22.7	0	7%	68%	0.299465	53%	43%	0.0028	0.0000	0.0028
G-69991-A1	Tulare	Open Hearth Fireplace	Certified Wood Insert	2.6		Non-Catalytic	FALSE	12/12/2018	1/7/2019	22.7	5.2	7%	68%	0.299465	100%	0%	0.0052	0.0001	0.0051
G-69992-A2	Tulare	Open Hearth Fireplace	Gas Insert				TRUE	12/19/2018	1/16/2019	22.7	0	7%	68%	0.299465	53%	43%	0.0028	0.0000	0.0028
G-69993-A1	Tulare	Open Hearth Fireplace	Gas Insert				TRUE	12/13/2018	1/16/2019	22.7	0	7%	68%	0.299465	53%	43%	0.0028	0.0000	0.0028
G-69994-A1	Tulare	Open Hearth Fireplace	Gas Insert				TRUE	12/13/2018	1/16/2019	22.7	0	7%	68%	0.299465	53%	43%	0.0028	0.0000	0.0028
G-69995-A1	Tulare	Open Hearth Fireplace	Certified Wood Insert	2.6		Non-Catalytic	FALSE	12/10/2018	1/16/2019	22.7	5.2	7%	68%	0.299465	100%	0%	0.0052	0.0001	0.0051
G-69997-A1	Stanislaus	Freestanding Non-Certified Wood Stove	Freestanding Certified Wood Stove	3.2		74 Non-Catalytic	TRUE	2/4/2019	3/26/2019	29.5	6.4	54%	74%	1.55	54%	44%	0.0191	0.0034	0.0157
G-70000-A1	Tulare	Open Hearth Fireplace	Gas Insert				TRUE	12/8/2018	1/23/2019	22.7	0	7%	68%	0.299465	53%	43%	0.0028	0.0000	0.0028
G-70001-A1	Stanislaus	Open Hearth Fireplace	Gas Insert				TRUE	12/5/2018	1/30/2019	22.7	0	7%	68%	0.299465	54%	44%	0.0028	0.0000	0.0028
G-70005-A1	Tulare	Open Hearth Fireplace	Gas Insert				TRUE	12/14/2018	2/21/2019	22.7	0	7%	68%	0.299465	53%	43%	0.0028	0.0000	0.0028
G-70007-A1	Madera	Freestanding Non-Certified Wood Stove	Freestanding Certified Wood Stove	4.5		75 Non-Catalytic	FALSE	12/19/2018	3/11/2019	29.5	9	54%	75%	2.61	100%	0%	0.0593	0.0130	0.0463
G-70008-A1	San Joaquin	Open Hearth Fireplace	Gas Insert				TRUE	12/18/2018	2/21/2019	22.7	0	7%	68%	0.299465	61%	38%	0.0032	0.0000	0.0032
G-70012-A1	San Joaquin	Wood-Burning Firebox	Gas Insert				TRUE	2/6/2019	3/5/2019	22.7	0	7%	68%	0.299465	61%	38%	0.0032	0.0000	0.0032
G-70013-A1	Kern	Open Hearth Fireplace	Gas Insert				TRUE	12/5/2018	1/24/2019	22.7	0	7%	68%	0.299465	31%	51%	0.0016	0.0000	0.0016
G-70014-A1	Kern	Wood-Burning Firebox	Gas Insert				TRUE	12/21/2018	2/21/2019	22.7	0	7%	68%	0.299465	31%	51%	0.0016	0.0000	0.0016
G-70016-A1	Kern	Wood-Burning Firebox	Gas Insert				TRUE	12/5/2018	2/12/2019	22.7	0	7%	68%	0.299465	31%	51%	0.0016	0.0000	0.0016
G-70017-A1	Tulare	Open Hearth Fireplace	Gas Insert				FALSE	12/7/2018	1/24/2019	22.7	0	7%	68%	0.299465	100%	0%	0.0052	0.0000	0.0052
G-70027-A1	Fresno	Open Hearth Fireplace	Gas Insert				TRUE	12/28/2018	2/27/2019	22.7	0	7%	68%	0.299465	24%	59%	0.0013	0.0000	0.0013
G-70028-A1	Fresno	Open Hearth Fireplace	Certified Wood Insert	2.6		Non-Catalytic	FALSE	12/15/2018	1/16/2019	22.7	5.2	7%	68%	0.299465	100%	0%	0.0052	0.0001	0.0051
G-70030-A1	Tulare	Open Hearth Fireplace	Certified Wood Insert	2.6		Non-Catalytic	FALSE	12/12/2018	1/7/2019	22.7	5.2	7%	68%	0.299465	100%	0%	0.0052	0.0001	0.0051
G-70032-A1	Tulare	Open Hearth Fireplace	Gas Insert				TRUE	1/21/2019	2/11/2019	22.7	0	7%	68%	0.299465	53%	43%	0.0028	0.0000	0.0028
G-70033-A1	Fresno	Non-Certified Wood Insert	Certified Pellet Insert	2.1		Non-Catalytic	TRUE	12/15/2018	1/7/2019	29.5	4.2	54%	68%	2.1	24%	59%	0.0115	0.0018	0.0098
G-70063-A1	Fresno	Open Hearth Fireplace	Certified Wood Insert																

SAN JOAQUIN VALLEY UNIFIED AIR POLLUTION CONTROL DISTRICT

2021 Annual Demonstration Report

August 31, 2022

Contract#	County	OldDeviceType	NewDeviceType	EmissionRating	OverallEfficiency	DeviceSubtype	PipedNatGa	InstallDate	ClaimDate	Emission Factor		Efficiency		FuelUse	Non-Curtailment %		Emissions (tpy PM2.5)		
										EF_Old	EF_New	Eff_Old	Eff_New		B _{all}	B _{reg}	Before	After	Reduction
G-70143-A1	Kern	Open Hearth Fireplace	Gas Insert				FALSE	12/21/2018	1/16/2019	22.7	0	7%	68%	0.299465	100%	0%	0.0052	0.0000	0.0052
G-70145-A1	Kings	Open Hearth Fireplace	Gas Insert				TRUE	12/14/2018	2/12/2019	22.7	0	7%	68%	0.299465	48%	48%	0.0025	0.0000	0.0025
G-70147-A1	Tulare	Wood-Burning Firebox	Gas Insert				TRUE	12/20/2018	3/25/2019	22.7	0	7%	68%	0.299465	53%	43%	0.0028	0.0000	0.0028
G-70210-A1	Fresno	Open Hearth Fireplace	Gas Insert				TRUE	12/28/2018	2/21/2019	22.7	0	7%	68%	0.299465	24%	59%	0.0013	0.0000	0.0013
G-70211-A1	Madera	Wood-Burning Firebox	Gas Insert				TRUE	12/11/2018	1/30/2019	22.7	0	7%	68%	0.299465	33%	57%	0.0017	0.0000	0.0017
G-70212-A1	Fresno	Non-Certified Wood Insert	Gas Insert				TRUE	1/8/2019	3/11/2019	29.5	0	54%	68%	2.1	24%	59%	0.0115	0.0000	0.0115
G-70213-A1	Fresno	Non-Certified Wood Insert	Gas Insert				TRUE	12/20/2018	2/20/2019	29.5	0	54%	68%	2.1	24%	59%	0.0115	0.0000	0.0115
G-70217-A1	Fresno	Wood-Burning Firebox	Gas Insert				TRUE	1/8/2019	2/28/2019	22.7	0	7%	68%	0.299465	24%	59%	0.0013	0.0000	0.0013
G-70218-A1	Fresno	Open Hearth Fireplace	Certified Wood Insert	4.1		Non-Catalytic	FALSE	12/21/2018	3/25/2019	22.7	8.2	7%	68%	0.299465	100%	0%	0.0052	0.0002	0.0050
G-70220-A1	Fresno	Open Hearth Fireplace	Gas Insert				TRUE	12/10/2018	2/20/2019	22.7	0	7%	68%	0.299465	24%	59%	0.0013	0.0000	0.0013
G-70223-A1	Madera	Freestanding Non-Certified Wood Stove	Freestanding Certified Wood Stove	1.6		73 Non-Catalytic	FALSE	2/18/2019	3/11/2019	29.5	3.2	54%	73%	2.61	100%	0%	0.0593	0.0048	0.0545
G-70225-A1	San Joaquin	Open Hearth Fireplace	Gas Insert				TRUE	1/28/2019	5/2/2019	22.7	0	7%	68%	0.299465	61%	38%	0.0032	0.0000	0.0032
G-70228-A1	Tulare	Open Hearth Fireplace	Certified Wood Insert	2.6		Non-Catalytic	TRUE	12/10/2018	2/12/2019	22.7	5.2	7%	68%	0.299465	53%	43%	0.0028	0.0001	0.0027
G-70229-A1	Kern	Open Hearth Fireplace	Gas Insert				TRUE	12/12/2018	2/20/2019	22.7	0	7%	68%	0.299465	31%	51%	0.0016	0.0000	0.0016
G-70231-A1	Kern	Non-Certified Wood Insert	Certified Wood Insert	3.2		72 Non-Catalytic	TRUE	1/9/2019	2/28/2019	29.5	6.4	54%	72%	2.1	31%	51%	0.0147	0.0029	0.0118
G-70233-A1	Stanislaus	Open Hearth Fireplace	Gas Insert				TRUE	12/7/2018	1/30/2019	22.7	0	7%	68%	0.299465	54%	44%	0.0028	0.0000	0.0028
G-70234-A1	Kern	Open Hearth Fireplace	Gas Insert				TRUE	12/28/2018	2/21/2019	22.7	0	7%	68%	0.299465	31%	51%	0.0016	0.0000	0.0016
G-70236-A1	San Joaquin	Open Hearth Fireplace	Gas Insert				TRUE	1/8/2019	3/11/2019	22.7	0	7%	68%	0.299465	61%	38%	0.0032	0.0000	0.0032
G-70238-A1	Stanislaus	Certified Wood Insert	Gas Insert				TRUE	2/9/2019	5/2/2019	14.5785	0	68%	68%	2.1	54%	44%	0.0128	0.0000	0.0128
G-70239-A1	Tulare	Open Hearth Fireplace	Gas Insert				TRUE	1/3/2019	2/6/2019	22.7	0	7%	68%	0.299465	53%	43%	0.0028	0.0000	0.0028
G-70242-A1	Fresno	Open Hearth Fireplace	Certified Pellet Insert	1.1		Non-Catalytic	TRUE	12/29/2018	3/11/2019	22.7	2.2	7%	68%	0.299465	24%	59%	0.0013	0.0000	0.0012
G-70243-A1	Merced	Wood-Burning Firebox	Gas Insert				FALSE	1/15/2019	3/19/2019	22.7	0	7%	68%	0.299465	100%	0%	0.0052	0.0000	0.0052
G-70249-A1	Fresno	Open Hearth Fireplace	Certified Wood Insert	2.6		Non-Catalytic	TRUE	12/22/2018	1/16/2019	22.7	5.2	7%	68%	0.299465	24%	59%	0.0013	0.0000	0.0012
G-70251-A1	Kern	Freestanding Non-Certified Wood Stove	Freestanding Certified Wood Stove	3.2		Non-Catalytic	TRUE	6/6/2019	9/25/2019	29.5	6.4	54%	68%	1.57	31%	51%	0.0110	0.0023	0.0087
G-70252-A1	Merced	Freestanding Non-Certified Wood Stove	Freestanding Certified Pellet Stove	1.1		Non-Catalytic	TRUE	12/4/2018	2/27/2019	29.5	2.2	54%	68%	2.67	68%	32%	0.0409	0.0026	0.0384
G-70253-A1	Merced	Open Hearth Fireplace	Gas Insert				TRUE	12/26/2018	2/21/2019	22.7	0	7%	68%	0.299465	68%	32%	0.0035	0.0000	0.0035
G-70254-A1	Fresno	Wood-Burning Firebox	Certified Pellet Insert	2.1		Non-Catalytic	TRUE	1/27/2019	2/12/2019	22.7	4.2	7%	68%	0.299465	24%	59%	0.0013	0.0000	0.0012
G-70255-A1	Merced	Non-Certified Wood Insert	Certified Pellet Insert	2.1		Non-Catalytic	TRUE	1/26/2019	2/12/2019	29.5	4.2	54%	68%	2.1	68%	32%	0.0322	0.0039	0.0283
G-70257-A1	Fresno	Open Hearth Fireplace	Certified Wood Insert	3.5		Non-Catalytic	FALSE	1/2/2019	3/11/2019	22.7	7	7%	68%	0.299465	100%	0%	0.0052	0.0002	0.0051
G-70259-A1	Fresno	Open Hearth Fireplace	Gas Insert				TRUE	1/31/2019	5/2/2019	22.7	0	7%	68%	0.299465	24%	59%	0.0013	0.0000	0.0013
G-70261-A1	Fresno	Open Hearth Fireplace	Gas Insert				TRUE	12/17/2018	2/21/2019	22.7	0	7%	68%	0.299465	24%	59%	0.0013	0.0000	0.0013
G-70263-A1	Fresno	Wood-Burning Firebox	Gas Insert				TRUE	1/16/2019	2/28/2019	22.7	0	7%	68%	0.299465	24%	59%	0.0013	0.0000	0.0013
G-70264-A1	San Joaquin	Wood-Burning Firebox	Gas Insert				TRUE	1/10/2019	4/3/2019	22.7	0	7%	68%	0.299465	61%	38%	0.0032	0.0000	0.0032
G-70284-A1	Kern	Wood-Burning Firebox	Gas Insert				TRUE	12/1/2018	1/24/2019	22.7	0	7%	68%	0.299465	31%	51%	0.0016	0.0000	0.0016
G-70291-A1	Kern	Wood-Burning Firebox	Gas Insert				TRUE	12/7/2018	2/20/2019	22.7	0	7%	68%	0.299465	31%	51%	0.0016	0.0000	0.0016
G-70294-A1	Tulare	Wood-Burning Firebox	Gas Insert				FALSE	12/28/2018	1/16/2019	22.7	0	7%	68%	0.299465	100%	0%	0.0052	0.0000	0.0052
G-70296-A1	Kings	Open Hearth Fireplace	Certified Wood Insert	2.6		Non-Catalytic	FALSE	1/2/2019	1/23/2019	22.7	5.2	7%	68%	0.299465	100%	0%	0.0052	0.0001	0.0051
G-70297-A1	Kings	Wood-Burning Firebox	Certified Wood Insert	2.6		Non-Catalytic	FALSE	12/18/2018	1/16/2019	22.7	5.2	7%	68%	0.299465	100%	0%	0.0052	0.0001	0.0051
G-70302-A1	Kern	Non-Certified Wood Insert	Gas Insert				TRUE	1/30/2019	5/2/2019	29.5	0	54%	68%	2.1	31%	51%	0.0147	0.0000	0.0147
G-70303-A1	Tulare	Open Hearth Fireplace	Gas Fireplace				TRUE	2/21/2019	3/21/2019	22.7	0	7%	68%	0.299465	53%	43%	0.0028	0.0000	0.0028
G-70304-A1	Fresno	Open Hearth Fireplace	Gas Insert				TRUE	12/4/2018	12/20/2018	22.7	0	7%	68%	0.299465	24%	59%	0.0013	0.0000	0.0013
G-70305-A1	Tulare	Open Hearth Fireplace	Gas Insert				TRUE	12/11/2018	2/12/2019	22.7	0	7%	68%	0.299465	53%	43%	0.0028	0.0000	0.0028
G-70306-A1	San Joaquin	Wood-Burning Firebox	Gas Insert				TRUE	3/4/2019	7/26/2019	22.7	0	7%	68%	0.299465	61%	38%	0.0032	0.0000	0.0032
G-70307-A1	Fresno	Open Hearth Fireplace	Certified Wood Insert	2.6		Non-Catalytic	FALSE	12/13/2018	1/7/2019	22.7	5.2	7%	68%	0.299465	100%	0%	0.0052	0.0001	0.0051
G-70308-A1	Tulare	Open Hearth Fireplace	Gas Insert				TRUE	12/19/2018	1/16/2019	22.7	0	7%	68%	0.299465	53%	43%	0.0028	0.0000	0.0028
G-70312-A1	Kern	Open Hearth Fireplace	Gas Insert				TRUE	12/1/2018	1/30/2019	22.7	0	7%	68%	0.299465	31%	51%	0.0016	0.0000	0.0016
G-70382-A1	Fresno	Non-Certified Wood Insert	Certified Wood Insert	3.5		Non-Catalytic	TRUE	1/3/2019	2/28/2019	29.5	7	54%	68%	2.1	24%	59%	0.0115	0.0029	0.0086
G-70385-A1	San Joaquin	Open Hearth Fireplace	Gas Insert				FALSE	1/14/2019	4/3/2019	22.7	0	7%	68%	0.299465	100%	0%	0.0052	0.0000	0.0052
G-70387-A1	Madera	Open Hearth Fireplace	Certified Wood Insert	2.6		Non-Catalytic	FALSE	1/4/2019	1/16/2019	22.7	5.2	7%	68%	0.299465	100%	0%	0.0052	0.0001	0.0051
G-70388-A1	Kern	Open Hearth Fireplace	Gas Insert				TRUE	12/5/2018	2/21/2019	22.7	0	7%	68%	0.299465	31%	51%	0.0016	0.0000	0.0016
G-70389-A1	Madera	Open Hearth Fireplace	Gas Insert				FALSE	12/26/2018	1/16/2019	22.7	0	7%	68%	0.299465	100%	0%	0.0052	0.0000	0.0052
G-70391-A1	Madera	Freestanding Non-Certified Wood Stove	Freestanding Certified Wood Stove	1.6		Non-Catalytic	TRUE	1/28/2019	4/3/2019	29.5	3.2	54%	68%	2.61	33%	57%	0.0198	0.0021	0.0177
G-70392-A1	Fresno	Non-Certified Wood Insert	Gas Insert				TRUE	3/1/2019	6/4/2019	29.5	0	54%	68%	2.1	24%	59%	0.0115	0.0000	0.0115
G-70393-A1	Merced	Non-Certified Wood Insert	Certified Wood Insert	3.6		Non-Catalytic	FALSE	2/15/2019	6/12/2019	29.5	7.2	54%	68%	2.1	100%	0%	0.0477	0.0092	0.0385
G-70399-A1	Merced	Non-Certified Wood Insert	Gas Insert				TRUE	1/25/2019	5/2/2019	29.5	0	54%	68%	2.1	68%	32%	0.0322	0.0000	0.0322
G-70403-A1	Kern	Non-Certified Wood Insert	Gas Insert				TRUE	12/12/2018	2/20/2019	29.5	0	54%	68%	2.1	31%	51%	0.0147	0.0000	0.0147
G-70404-A1	Kern	Wood-Burning Firebox	Gas Insert				TRUE	12/17/2018	2/20/2019	22.7	0	7%	68%	0.299465	31%	51%	0.0016	0.0000	0.0016
G-70405-A1	Stanislaus	Open Hearth Fireplace	Gas Insert				TRUE	1/20/2019	3/26/2019	22.7	0	7%	68%	0.299465	54%	44%	0.0028	0.0000	0.0028
G-70407-A1	Tulare	Open Hearth Fireplace	Gas Insert				TRUE	12/18/2018	2/12/2019	22.7	0	7%	68%	0.299465	53%	43%	0.0028	0.0000	0.0028
G-70408-A1	Kern	Open Hearth Fireplace	Gas Insert				TRUE	12/17/2018	2/20/2019	22.7	0	7%	68%	0.299465	31%	51%	0.0016	0.0000	0.0016
G-70410-A1	Kern	Wood-Burning Firebox	Gas Insert				TRUE	1/30/2019	2/11/2019	22.7	0	7%	68%	0.299465	31%	51%	0.0016	0.0000	0.0016
G-70414-A1	Madera	Open Hearth Fireplace	Certified Wood Insert	3.5		73 Non-Catalytic	FALSE	5/1/2019	5/22/2019	22.7	7	7%	73%	0.299465	100%	0%	0.0052	0.0002	0.0051
G-70415-A1	Fresno	Open Hearth Fireplace	Gas Insert				FALSE	1/2/2019	3/20/2019	22.7	0	7%	68%	0.299465	100%	0%	0.0052	0.0000	0.0052
G-70417-A1	Madera	Open Hearth Fireplace	Gas Insert				TRUE	1/11/2019	3/19/2019	22.7	0	7%	68%	0.299465	33%	57%	0.0017	0.0000	0.0017
G-70418-A1	Fresno	Non-Certified Wood Insert	Certified Wood Insert	3.5		73 Non-Catalytic	FALSE	3/26/2019	8/8/2019	29.5	7	54%	73%	2.1	100%	0%	0.0477	0.0084	0.0393
G-70419-A1	San Joaquin	Wood-Burning Firebox	Gas Insert				TRUE	12/28/2018	3/21/2019	22.7	0	7%	68%	0.299465	61%	38%	0.0032	0.0000	0.0032
G-70420-A1	Fresno	Open Hearth Fireplace	Certified Wood Insert	2.6		Non-Catalytic	TRUE	1/21/2019	2/11/2019	22.7	5.2	7%	68%	0.299465	24%				

SAN JOAQUIN VALLEY UNIFIED AIR POLLUTION CONTROL DISTRICT

2021 Annual Demonstration Report

August 31, 2022

Contract#	County	OldDeviceType	NewDeviceType	EmissionRating	OverallEfficiency	DeviceSubtype	PipedNatGa	InstallDate	ClaimDate	Emission Factor		Efficiency		FuelUse	Non-Curtailment %		Emissions (tpy PM2.5)		
										EF_Old	EF_New	Eff_Old	Eff_New		B_all	B_reg	Before	After	Reduction
G-70494-A1	San Joaquin	Open Hearth Fireplace	Gas Insert				TRUE	12/28/2018	2/27/2019	22.7	0	7%	68%	0.299465	61%	38%	0.0032	0.0000	0.0032
G-70495-A1	Stanislaus	Open Hearth Fireplace	Certified Wood Insert	4.5		75 Non-Catalytic	TRUE	12/12/2018	2/12/2019	22.7	9	7%	75%	0.299465	54%	44%	0.0028	0.0001	0.0027
G-70497-A1	San Joaquin	Open Hearth Fireplace	Gas Insert				TRUE	12/12/2018	1/23/2019	22.7	0	7%	68%	0.299465	61%	38%	0.0032	0.0000	0.0032
G-70500-A1	Fresno	Open Hearth Fireplace	Gas Insert				TRUE	1/11/2019	2/28/2019	22.7	0	7%	68%	0.299465	24%	59%	0.0013	0.0000	0.0013
G-70501-A1	Fresno	Open Hearth Fireplace	Gas Insert				TRUE	2/4/2019	4/16/2019	22.7	0	7%	68%	0.299465	24%	59%	0.0013	0.0000	0.0013
G-70503-A1	Kern	Open Hearth Fireplace	Gas Insert				TRUE	1/9/2019	2/28/2019	22.7	0	7%	68%	0.299465	31%	51%	0.0016	0.0000	0.0016
G-70504-A1	Fresno	Freestanding Non-Certified Wood Stove	Freestanding Certified Wood Stove	4.1		Non-Catalytic	FALSE	1/9/2019	2/28/2019	29.5	8.2	54%	68%	2.09	100%	0%	0.0475	0.0105	0.0370
G-70505-A1	Fresno	Open Hearth Fireplace	Gas Insert				TRUE	12/28/2018	2/21/2019	22.7	0	7%	68%	0.299465	24%	59%	0.0013	0.0000	0.0013
G-70507-A1	Fresno	Non-Certified Wood Insert	Certified Wood Insert	4.1		Non-Catalytic	FALSE	1/3/2019	2/20/2019	29.5	8.2	54%	68%	2.1	100%	0%	0.0477	0.0105	0.0372
G-70508-A1	Tulare	Open Hearth Fireplace	Gas Insert				TRUE	4/9/2019	4/25/2019	22.7	0	7%	68%	0.299465	53%	43%	0.0028	0.0000	0.0028
G-70512-A1	San Joaquin	Open Hearth Fireplace	Gas Fireplace				TRUE	5/30/2019	10/23/2019	22.7	0	7%	68%	0.299465	61%	38%	0.0032	0.0000	0.0032
G-70513-A1	San Joaquin	Open Hearth Fireplace	Gas Insert				TRUE	1/25/2019	4/10/2019	22.7	0	7%	68%	0.299465	61%	38%	0.0032	0.0000	0.0032
G-70514-A1	Fresno	Open Hearth Fireplace	Certified Wood Insert	3.6		Non-Catalytic	FALSE	5/6/2019	7/26/2019	22.7	7.2	7%	68%	0.299465	100%	0%	0.0052	0.0002	0.0051
G-70515-A1	Tulare	Open Hearth Fireplace	Gas Insert				FALSE	12/13/2018	2/21/2019	22.7	0	7%	68%	0.299465	100%	0%	0.0052	0.0000	0.0052
G-70531-A1	San Joaquin	Open Hearth Fireplace	Gas Insert				FALSE	3/4/2019	4/10/2019	22.7	0	7%	68%	0.299465	100%	0%	0.0052	0.0000	0.0052
G-70533-A1	Kings	Wood-Burning Firebox	Gas Insert				TRUE	1/13/2019	2/28/2019	22.7	0	7%	68%	0.299465	48%	48%	0.0025	0.0000	0.0025
G-70534-A1	San Joaquin	Non-Certified Wood Insert	Gas Insert				TRUE	1/15/2019	2/28/2019	29.5	0	54%	68%	2.1	61%	38%	0.0290	0.0000	0.0290
G-70535-A1	Madera	Wood-Burning Firebox	Gas Insert				TRUE	3/5/2019	5/28/2019	22.7	0	7%	68%	0.299465	33%	57%	0.0017	0.0000	0.0017
G-70536-A1	Fresno	Open Hearth Fireplace	Gas Insert				TRUE	1/18/2019	3/21/2019	22.7	0	7%	68%	0.299465	24%	59%	0.0013	0.0000	0.0013
G-70538-A1	Kings	Freestanding Non-Certified Wood Stove	Freestanding Certified Wood Stove	1.6		Non-Catalytic	TRUE	1/23/2019	3/25/2019	29.5	3.2	54%	68%	1.16	48%	48%	0.0125	0.0012	0.0113
G-70540-A1	Madera	Non-Certified Wood Insert	Gas Insert				TRUE	2/27/2019	6/12/2019	29.5	0	54%	68%	2.1	33%	57%	0.0159	0.0000	0.0159
G-70543-A1	San Joaquin	Non-Certified Wood Insert	Gas Insert				TRUE	12/20/2018	2/20/2019	29.5	0	54%	68%	2.1	61%	38%	0.0290	0.0000	0.0290
G-70544-A1	San Joaquin	Open Hearth Fireplace	Gas Insert				TRUE	12/21/2018	2/20/2019	22.7	0	7%	68%	0.299465	61%	38%	0.0032	0.0000	0.0032
G-70545-A1	Kern	Open Hearth Fireplace	Gas Insert				TRUE	1/4/2019	2/27/2019	22.7	0	7%	68%	0.299465	31%	51%	0.0016	0.0000	0.0016
G-70546-A1	San Joaquin	Open Hearth Fireplace	Gas Insert				TRUE	12/22/2018	2/21/2019	22.7	0	7%	68%	0.299465	61%	38%	0.0032	0.0000	0.0032
G-70550-A1	San Joaquin	Wood-Burning Firebox	Certified Wood Insert	1.7		76 Hybrid	FALSE	1/23/2019	3/26/2019	22.7	3.4	7%	76%	0.299465	100%	0%	0.0052	0.0001	0.0052
G-70552-A1	Fresno	Open Hearth Fireplace	Certified Wood Insert	2.6		Non-Catalytic	TRUE	1/4/2019	2/20/2019	22.7	5.2	7%	68%	0.299465	24%	59%	0.0013	0.0000	0.0012
G-70553-A1	Tulare	Open Hearth Fireplace	Certified Wood Insert	2.9		Non-Catalytic	TRUE	1/30/2019	3/5/2019	22.7	5.8	7%	68%	0.299465	53%	43%	0.0028	0.0001	0.0027
G-70556-A1	Fresno	Open Hearth Fireplace	Certified Wood Insert	2.6		Non-Catalytic	TRUE	1/18/2019	2/11/2019	22.7	5.2	7%	68%	0.299465	24%	59%	0.0013	0.0000	0.0012
G-70557-A1	Tulare	Open Hearth Fireplace	Certified Wood Insert	1.6		Non-Catalytic	TRUE	12/27/2018	1/23/2019	22.7	3.2	7%	68%	0.299465	53%	43%	0.0028	0.0000	0.0027
G-70559-A1	Tulare	Open Hearth Fireplace	Certified Wood Insert	2.9		Non-Catalytic	FALSE	1/14/2019	2/6/2019	22.7	5.8	7%	68%	0.299465	100%	0%	0.0052	0.0001	0.0051
G-70566-A1	Tulare	Open Hearth Fireplace	Certified Wood Insert	2.9		Non-Catalytic	FALSE	1/14/2019	7/24/2019	22.7	5.8	7%	68%	0.299465	100%	0%	0.0052	0.0001	0.0051
G-70567-A1	Fresno	Wood-Burning Firebox	Certified Pellet Insert	2.1		Non-Catalytic	TRUE	2/9/2019	3/5/2019	22.7	4.2	7%	68%	0.299465	24%	59%	0.0013	0.0000	0.0012
G-70568-A1	Kings	Wood-Burning Firebox	Gas Insert				TRUE	1/18/2019	2/11/2019	22.7	0	7%	68%	0.299465	48%	48%	0.0025	0.0000	0.0025
G-70580-A1	Fresno	Open Hearth Fireplace	Gas Insert				FALSE	12/7/2018	1/23/2019	22.7	0	7%	68%	0.299465	100%	0%	0.0052	0.0000	0.0052
G-70586-A1	Fresno	Open Hearth Fireplace	Gas Insert				TRUE	5/13/2019	8/8/2019	22.7	0	7%	68%	0.299465	24%	59%	0.0013	0.0000	0.0013
G-70589-A1	Madera	Freestanding Non-Certified Wood Stove	Freestanding Certified Wood Stove	2.9		Non-Catalytic	FALSE	5/9/2019	6/20/2019	29.5	5.8	54%	68%	2.61	100%	0%	0.0593	0.0093	0.0500
G-70590-A1	Kern	Open Hearth Fireplace	Gas Insert				TRUE	1/4/2019	3/11/2019	22.7	0	7%	68%	0.299465	31%	51%	0.0016	0.0000	0.0016
G-70591-A1	Kings	Open Hearth Fireplace	Gas Insert				TRUE	4/9/2019	7/26/2019	22.7	0	7%	68%	0.299465	48%	48%	0.0025	0.0000	0.0025
G-70593-A1	Kern	Open Hearth Fireplace	Gas Insert				TRUE	12/26/2018	7/31/2019	22.7	0	7%	68%	0.299465	31%	51%	0.0016	0.0000	0.0016
G-70594-A1	Kern	Open Hearth Fireplace	Gas Insert				TRUE	12/21/2018	2/20/2019	22.7	0	7%	68%	0.299465	31%	51%	0.0016	0.0000	0.0016
G-70610-A1	Kings	Open Hearth Fireplace	Gas Insert				TRUE	1/21/2019	3/21/2019	22.7	0	7%	68%	0.299465	48%	48%	0.0025	0.0000	0.0025
G-70616-A1	Kern	Wood-Burning Firebox	Gas Insert				TRUE	12/21/2018	2/27/2019	22.7	0	7%	68%	0.299465	31%	51%	0.0016	0.0000	0.0016
G-70625-A1	San Joaquin	Non-Certified Wood Insert	Certified Wood Insert	3.6		Non-Catalytic	FALSE	1/19/2019	2/28/2019	29.5	7.2	54%	68%	2.1	100%	0%	0.0477	0.0092	0.0385
G-70628-A1	Fresno	Open Hearth Fireplace	Gas Insert				TRUE	1/25/2019	2/11/2019	22.7	0	7%	68%	0.299465	24%	59%	0.0013	0.0000	0.0013
G-70676-A1	Tulare	Freestanding Non-Certified Wood Stove	Freestanding Certified Pellet Stove	2.1		Non-Catalytic	FALSE	1/22/2019	3/21/2019	29.5	4.2	54%	68%	2.4	100%	0%	0.0545	0.0062	0.0484
G-70679-A1	Tulare	Wood-Burning Firebox	Gas Insert				TRUE	2/9/2019	4/3/2019	22.7	0	7%	68%	0.299465	53%	43%	0.0028	0.0000	0.0028
G-70685-A1	San Joaquin	Open Hearth Fireplace	Gas Insert				FALSE	12/19/2018	2/20/2019	22.7	0	7%	68%	0.299465	100%	0%	0.0052	0.0000	0.0052
G-70709-A1	Fresno	Freestanding Non-Certified Wood Stove	Freestanding Certified Pellet Stove	1.1		Non-Catalytic	TRUE	1/23/2019	3/21/2019	29.5	2.2	54%	68%	2.09	24%	59%	0.0115	0.0009	0.0106
G-70710-A1	Kern	Open Hearth Fireplace	Gas Insert				TRUE	12/21/2018	2/20/2019	22.7	0	7%	68%	0.299465	31%	51%	0.0016	0.0000	0.0016
G-70713-A1	Fresno	Open Hearth Fireplace	Gas Insert				TRUE	1/14/2019	2/28/2019	22.7	0	7%	68%	0.299465	24%	59%	0.0013	0.0000	0.0013
G-70714-A1	Fresno	Open Hearth Fireplace	Certified Wood Insert	4.1		Non-Catalytic	TRUE	1/16/2019	3/26/2019	22.7	8.2	7%	68%	0.299465	24%	59%	0.0013	0.0001	0.0012
G-70715-A1	Fresno	Open Hearth Fireplace	Gas Insert				TRUE	1/22/2019	3/25/2019	22.7	0	7%	68%	0.299465	24%	59%	0.0013	0.0000	0.0013
G-70734-A1	Tulare	Non-Certified Wood Insert	Certified Wood Insert	3.1		Non-Catalytic	TRUE	1/9/2019	3/11/2019	29.5	6.2	54%	68%	2.1	53%	43%	0.0254	0.0047	0.0207
G-70735-A1	San Joaquin	Open Hearth Fireplace	Certified Wood Insert	3.2		Non-Catalytic	FALSE	12/27/2018	2/12/2019	22.7	6.4	7%	68%	0.299465	100%	0%	0.0052	0.0002	0.0051
G-70738-A1	Stanislaus	Wood-Burning Firebox	Gas Insert				TRUE	12/27/2018	3/25/2019	22.7	0	7%	68%	0.299465	54%	44%	0.0028	0.0000	0.0028
G-70739-A1	Merced	Freestanding Non-Certified Wood Stove	Freestanding Gas Stove				TRUE	12/14/2018	2/12/2019	29.5	0	54%	68%	2.67	68%	32%	0.0409	0.0000	0.0409
G-70742-A1	Tulare	Freestanding Non-Certified Wood Stove	Freestanding Certified Wood Stove	3		73 Non-Catalytic	FALSE	10/9/2019	11/6/2019	29.5	6	54%	73%	2.4	100%	0%	0.0545	0.0082	0.0463
G-70743-A1	San Joaquin	Open Hearth Fireplace	Gas Insert				TRUE	1/18/2019	2/28/2019	22.7	0	7%	68%	0.299465	61%	38%	0.0032	0.0000	0.0032
G-70744-A1	Stanislaus	Open Hearth Fireplace	Gas Insert				TRUE	12/21/2018	3/19/2019	22.7	0	7%	68%	0.299465	54%	44%	0.0028	0.0000	0.0028
G-70745-A1	Fresno	Non-Certified Wood Insert	Gas Insert				TRUE	1/21/2019	3/13/2019	29.5	0	54%	68%	2.1	24%	59%	0.0115	0.0000	0.0115
G-70746-A1	Tulare	Open Hearth Fireplace	Gas Insert				TRUE	1/28/2019	5/15/2019	22.7	0	7%	68%	0.299465	53%	43%	0.0028	0.0000	0.0028
G-70756-A1	San Joaquin	Open Hearth Fireplace	Gas Insert				FALSE	2/2/2019	4/3/2019	22.7	0	7%	68%	0.299465	100%	0%	0.0052	0.0000	0.0052
G-70759-A1	Stanislaus	Open Hearth Fireplace	Gas Insert				TRUE	1/28/2019	2/14/2019	22.7	0	7%	68%	0.299465	54%	44%	0.0028	0.0000	0.0028
G-70760-A1	San Joaquin	Open Hearth Fireplace	Gas Insert				TRUE	1/15/2019	2/28/2019	22.7	0	7%	68%	0.299465	61%	38%	0.0032	0.0000	0.0032
G-70797-A1	San Joaquin	Non-Certified Wood Insert	Gas Insert				FALSE	1/17/2019	3/11/2019	29.5	0	54%	68%	2.1	100%	0%	0.0477	0.0000	0.0477
G-70800-A1	San Joaquin	Open Hearth Fireplace	Gas Insert				FALSE	1/7/2019	4/3/2019	22.7	0	7%	68%						

SAN JOAQUIN VALLEY UNIFIED AIR POLLUTION CONTROL DISTRICT

2021 Annual Demonstration Report

August 31, 2022

Contract#	County	OldDeviceType	NewDeviceType	EmissionRating	OverallEfficiency	DeviceSubtype	PipedNatGa	InstallDate	ClaimDate	Emission Factor		Efficiency		FuelUse	Non-Curtailment %		Emissions (tpy PM2.5)		
										EF_Old	EF_New	Eff_Old	Eff_New		B _{all}	B _{reg}	Before	After	Reduction
G-70906-A1	Fresno	Open Hearth Fireplace	Gas Insert				TRUE	2/27/2019	5/21/2019	22.7	0	7%	68%	0.299465	24%	59%	0.0013	0.0000	0.0013
G-70907-A1	Tulare	Open Hearth Fireplace	Gas Insert				TRUE	1/11/2019	2/28/2019	22.7	0	7%	68%	0.299465	53%	43%	0.0028	0.0000	0.0028
G-70908-A1	Stanislaus	Open Hearth Fireplace	Freestanding Gas Stove				TRUE	1/3/2019	2/27/2019	22.7	0	7%	68%	0.299465	54%	44%	0.0028	0.0000	0.0028
G-70932-A1	Tulare	Open Hearth Fireplace	Certified Wood Insert			Non-Catalytic	FALSE	2/1/2019	2/27/2019	22.7	5.2	7%	68%	0.299465	100%	0%	0.0052	0.0001	0.0051
G-70933-A1	Fresno	Wood-Burning Firebox	Certified Wood Insert	2.6		Non-Catalytic	FALSE	2/14/2019	3/5/2019	22.7	5.2	7%	68%	0.299465	100%	0%	0.0052	0.0001	0.0051
G-70934-A1	Stanislaus	Open Hearth Fireplace	Gas Insert				TRUE	1/18/2019	4/3/2019	22.7	0	7%	68%	0.299465	54%	44%	0.0028	0.0000	0.0028
G-70935-A1	Fresno	Open Hearth Fireplace	Certified Wood Insert	2.6		Non-Catalytic	FALSE	1/17/2019	2/12/2019	22.7	5.2	7%	68%	0.299465	100%	0%	0.0052	0.0001	0.0051
G-70957-A1	Merced	Open Hearth Fireplace	Certified Wood Insert	1.7		76 Catalytic	TRUE	1/30/2019	4/3/2019	22.7	3.4	7%	76%	0.299465	68%	32%	0.0035	0.0001	0.0035
G-70992-A1	Fresno	Non-Certified Wood Insert	Gas Insert				FALSE	1/6/2019	2/21/2019	29.5	0	54%	68%	2.1	100%	0%	0.0477	0.0000	0.0477
G-70993-A1	Kern	Wood-Burning Firebox	Gas Insert				TRUE	1/12/2019	3/21/2019	22.7	0	7%	68%	0.299465	31%	51%	0.0016	0.0000	0.0016
G-70994-A1	Tulare	Open Hearth Fireplace	Certified Wood Insert	2.6		Non-Catalytic	FALSE	1/17/2019	2/12/2019	22.7	5.2	7%	68%	0.299465	100%	0%	0.0052	0.0001	0.0051
G-70999-A1	Tulare	Open Hearth Fireplace	Certified Wood Insert	2.6		Non-Catalytic	FALSE	1/18/2019	2/12/2019	22.7	5.2	7%	68%	0.299465	100%	0%	0.0052	0.0001	0.0051
G-71000-A1	Kern	Non-Certified Pellet Insert	Gas Insert				TRUE	1/2/2019	2/21/2019	2.9	0	68%	68%	2.1	31%	51%	0.0014	0.0000	0.0014
G-71006-A1	Fresno	Open Hearth Fireplace	Certified Wood Insert	1.8		80 Catalytic	TRUE	12/27/2018	2/20/2019	22.7	3.6	7%	80%	0.299465	24%	59%	0.0013	0.0000	0.0012
G-71043-A1	Fresno	Wood-Burning Firebox	Gas Insert				FALSE	1/18/2019	2/20/2019	22.7	0	7%	68%	0.299465	100%	0%	0.0052	0.0000	0.0052
G-71046-A1	Madera	Certified Wood Insert	Gas Insert				FALSE	1/11/2019	2/28/2019	14.5785	0	68%	68%	2.1	100%	0%	0.0236	0.0000	0.0236
G-71047-A1	Tulare	Wood-Burning Firebox	Gas Insert				TRUE	1/14/2019	3/25/2019	22.7	0	7%	68%	0.299465	53%	43%	0.0028	0.0000	0.0028
G-71048-A1	Tulare	Open Hearth Fireplace	Certified Wood Insert	4.2		Non-Catalytic	TRUE	1/25/2019	4/10/2019	22.7	8.4	7%	68%	0.299465	53%	43%	0.0028	0.0001	0.0027
G-71053-A1	Fresno	Open Hearth Fireplace	Gas Fireplace				TRUE	2/8/2019	5/14/2019	22.7	0	7%	68%	0.299465	24%	59%	0.0013	0.0000	0.0013
G-71055-A1	Tulare	Open Hearth Fireplace	Gas Insert				FALSE	2/7/2019	2/20/2019	22.7	0	7%	68%	0.299465	100%	0%	0.0052	0.0000	0.0052
G-71056-A1	Fresno	Open Hearth Fireplace	Certified Wood Insert	2.6		Non-Catalytic	FALSE	1/15/2019	2/6/2019	22.7	5.2	7%	68%	0.299465	100%	0%	0.0052	0.0001	0.0051
G-71059-A1	Kings	Open Hearth Fireplace	Certified Wood Insert	2.6		Non-Catalytic	FALSE	1/9/2019	2/6/2019	22.7	5.2	7%	68%	0.299465	100%	0%	0.0052	0.0001	0.0051
G-71061-A1	Stanislaus	Open Hearth Fireplace	Gas Insert				TRUE	12/31/2018	1/24/2019	22.7	0	7%	68%	0.299465	54%	44%	0.0028	0.0000	0.0028
G-71062-A1	Tulare	Open Hearth Fireplace	Gas Insert				FALSE	1/25/2019	3/25/2019	22.7	0	7%	68%	0.299465	100%	0%	0.0052	0.0000	0.0052
G-71063-A1	Fresno	Open Hearth Fireplace	Gas Insert				TRUE	1/15/2019	4/3/2019	22.7	0	7%	68%	0.299465	24%	59%	0.0013	0.0000	0.0013
G-71065-A1	Fresno	Open Hearth Fireplace	Gas Insert				TRUE	1/29/2019	4/3/2019	22.7	0	7%	68%	0.299465	24%	59%	0.0013	0.0000	0.0013
G-71068-A1	Tulare	Open Hearth Fireplace	Certified Wood Insert	2.6		Non-Catalytic	FALSE	2/19/2019	3/5/2019	22.7	5.2	7%	68%	0.299465	100%	0%	0.0052	0.0001	0.0051
G-71069-A1	Fresno	Open Hearth Fireplace	Certified Wood Insert	2.6		Non-Catalytic	FALSE	1/10/2019	1/23/2019	22.7	5.2	7%	68%	0.299465	100%	0%	0.0052	0.0001	0.0051
G-71071-A1	Tulare	Open Hearth Fireplace	Gas Insert				FALSE	3/19/2019	4/2/2019	22.7	0	7%	68%	0.299465	100%	0%	0.0052	0.0000	0.0052
G-71073-A1	Fresno	Open Hearth Fireplace	Certified Wood Insert	2.9		Non-Catalytic	FALSE	4/3/2019	7/15/2019	22.7	5.8	7%	68%	0.299465	100%	0%	0.0052	0.0001	0.0051
G-71074-A1	Fresno	Open Hearth Fireplace	Gas Insert				FALSE	12/31/2018	5/15/2019	22.7	0	7%	68%	0.299465	100%	0%	0.0052	0.0000	0.0052
G-71075-A1	Fresno	Open Hearth Fireplace	Gas Insert				FALSE	2/7/2019	3/5/2019	22.7	0	7%	68%	0.299465	100%	0%	0.0052	0.0000	0.0052
G-71077-A1	Madera	Open Hearth Fireplace	Certified Wood Insert	2.6		Non-Catalytic	FALSE	1/12/2019	2/6/2019	22.7	5.2	7%	68%	0.299465	100%	0%	0.0052	0.0001	0.0051
G-71117-A1	Stanislaus	Open Hearth Fireplace	Gas Insert				TRUE	1/17/2019	3/13/2019	22.7	0	7%	68%	0.299465	54%	44%	0.0028	0.0000	0.0028
G-71118-A1	San Joaquin	Wood-Burning Firebox	Gas Insert				TRUE	3/15/2019	5/7/2019	22.7	0	7%	68%	0.299465	61%	38%	0.0032	0.0000	0.0032
G-71120-A1	Tulare	Open Hearth Fireplace	Gas Insert				TRUE	1/11/2019	5/2/2019	22.7	0	7%	68%	0.299465	53%	43%	0.0028	0.0000	0.0028
G-71121-A1	Stanislaus	Freestanding Non-Certified Wood Stove	Freestanding Certified Wood Stove	2		72 Non-Catalytic	FALSE	1/29/2019	4/3/2019	29.5	4	54%	72%	1.55	100%	0%	0.0352	0.0036	0.0316
G-71123-A1	Stanislaus	Wood-Burning Firebox	Gas Fireplace				TRUE	7/24/2019	10/23/2019	22.7	0	7%	68%	0.299465	54%	44%	0.0028	0.0000	0.0028
G-71126-A1	Fresno	Open Hearth Fireplace	Gas Insert				FALSE	1/24/2019	3/25/2019	22.7	0	7%	68%	0.299465	100%	0%	0.0052	0.0000	0.0052
G-71128-A1	Kern	Open Hearth Fireplace	Gas Insert				TRUE	12/20/2018	2/28/2019	22.7	0	7%	68%	0.299465	31%	51%	0.0016	0.0000	0.0016
G-71129-A1	Fresno	Non-Certified Wood Insert	Certified Wood Insert	2.6		Non-Catalytic	FALSE	1/17/2019	2/27/2019	29.5	5.2	54%	68%	2.1	100%	0%	0.0477	0.0067	0.0410
G-71131-A1	Stanislaus	Open Hearth Fireplace	Gas Insert				TRUE	1/19/2019	4/16/2019	22.7	0	7%	68%	0.299465	54%	44%	0.0028	0.0000	0.0028
G-71132-A1	Kern	Non-Certified Wood Insert	Gas Insert				FALSE	1/25/2019	3/11/2019	29.5	0	54%	68%	2.1	100%	0%	0.0477	0.0000	0.0477
G-71135-A1	Tulare	Wood-Burning Firebox	Gas Insert				TRUE	1/31/2019	4/3/2019	22.7	0	7%	68%	0.299465	53%	43%	0.0028	0.0000	0.0028
G-71136-A1	Tulare	Wood-Burning Firebox	Gas Insert				TRUE	1/28/2019	7/23/2019	22.7	0	7%	68%	0.299465	53%	43%	0.0028	0.0000	0.0028
G-71139-A2	Fresno	Wood-Burning Firebox	Gas Insert				TRUE	10/31/2019	12/23/2019	22.7	0	7%	68%	0.299465	24%	59%	0.0013	0.0000	0.0013
G-71140-A1	Fresno	Open Hearth Fireplace	Gas Insert				TRUE	5/1/2019	6/12/2019	22.7	0	7%	68%	0.299465	24%	59%	0.0013	0.0000	0.0013
G-71141-A1	Fresno	Open Hearth Fireplace	Gas Insert				TRUE	1/16/2019	2/6/2019	22.7	0	7%	68%	0.299465	24%	59%	0.0013	0.0000	0.0013
G-71143-A1	Merced	Freestanding Non-Certified Wood Stove	Freestanding Certified Wood Stove	2.6		Non-Catalytic	TRUE	1/11/2019	5/2/2019	29.5	5.2	54%	68%	2.67	68%	32%	0.0409	0.0061	0.0348
G-71145-A1	Tulare	Open Hearth Fireplace	Certified Wood Insert	2.9		Non-Catalytic	FALSE	2/22/2019	3/21/2019	22.7	5.8	7%	68%	0.299465	100%	0%	0.0052	0.0001	0.0051
G-71146-A1	Tulare	Open Hearth Fireplace	Gas Insert				TRUE	1/23/2019	2/11/2019	22.7	0	7%	68%	0.299465	53%	43%	0.0028	0.0000	0.0028
G-71149-A1	Fresno	Open Hearth Fireplace	Gas Insert				FALSE	1/18/2019	3/21/2019	22.7	0	7%	68%	0.299465	100%	0%	0.0052	0.0000	0.0052
G-71176-A1	Tulare	Open Hearth Fireplace	Gas Insert				TRUE	1/29/2019	3/21/2019	22.7	0	7%	68%	0.299465	53%	43%	0.0028	0.0000	0.0028
G-71177-A1	Tulare	Open Hearth Fireplace	Certified Wood Insert	2.9		Non-Catalytic	FALSE	2/9/2019	3/20/2019	22.7	5.8	7%	68%	0.299465	100%	0%	0.0052	0.0001	0.0051
G-71178-A1	Tulare	Open Hearth Fireplace	Certified Wood Insert	2.9		Non-Catalytic	TRUE	4/9/2019	5/1/2019	22.7	5.8	7%	68%	0.299465	53%	43%	0.0028	0.0001	0.0027
G-71179-A1	Fresno	Non-Certified Pellet Insert	Certified Pellet Insert	1.1		Non-Catalytic	TRUE	1/8/2019	2/28/2019	2.9	2.2	68%	68%	2.1	24%	59%	0.0011	0.0012	0.0000
G-71180-A1	San Joaquin	Non-Certified Pellet Insert	Certified Pellet Insert	1.8		Non-Catalytic	FALSE	2/1/2019	5/2/2019	2.9	3.6	68%	68%	2.1	100%	0%	0.0047	0.0058	-0.0011
G-71185-A1	Kern	Wood-Burning Firebox	Gas Insert				FALSE	1/24/2019	2/20/2019	22.7	0	7%	68%	0.299465	100%	0%	0.0052	0.0000	0.0052
G-71186-A1	Madera	Wood-Burning Firebox	Certified Wood Insert	2.6		Non-Catalytic	FALSE	2/5/2019	3/5/2019	22.7	5.2	7%	68%	0.299465	100%	0%	0.0052	0.0001	0.0051
G-71193-A1	Stanislaus	Open Hearth Fireplace	Certified Wood Insert	3.6		Non-Catalytic	FALSE	1/17/2019	4/3/2019	22.7	7.2	7%	68%	0.299465	100%	0%	0.0052	0.0002	0.0051
G-71194-A1	Merced	Open Hearth Fireplace	Certified Wood Insert	2.6		Non-Catalytic	FALSE	1/22/2019	2/12/2019	22.7	5.2	7%	68%	0.299465	100%	0%	0.0052	0.0001	0.0051
G-71195-A1	Tulare	Open Hearth Fireplace	Gas Insert				TRUE	2/9/2019	4/3/2019	22.7	0	7%	68%	0.299465	53%	43%	0.0028	0.0000	0.0028
G-71196-A1	Fresno	Open Hearth Fireplace	Certified Wood Insert	4.1		Non-Catalytic	TRUE	2/13/2019	3/5/2019	22.7	8.2	7%	68%	0.299465	24%	59%	0.0013	0.0001	0.0012
G-71197-A1	Tulare	Wood-Burning Firebox	Certified Wood Insert	1.8		80 Catalytic	FALSE	2/11/2019	6/5/2019	22.7	3.6	7%	80%	0.299465	100%	0%	0.0052	0.0001	0.0052
G-71198-A1	Tulare	Wood-Burning Firebox	Gas Insert				TRUE	1/13/2019	1/23/2019	22.7	0	7%	68%	0.299465	53%	43%	0.0028	0.0000	0.0028
G-71199-A1	Fresno	Open Hearth Fireplace	Gas Insert				TRUE	1/12/2019	1/23/2019	22.7	0	7%	68%	0.299465	24%	59%	0.0013	0.0000	0.0013
G-71200-A1	Fresno	Non-Certified Wood Insert	Gas Insert				TRUE	1/23/2019	4/3/2019	29.5	0	54%</							

SAN JOAQUIN VALLEY UNIFIED AIR POLLUTION CONTROL DISTRICT

2021 Annual Demonstration Report

August 31, 2022

Contract#	County	OldDeviceType	NewDeviceType	EmissionRating	OverallEfficiency	DeviceSubtype	PipedNatGa	InstallDate	ClaimDate	Emission Factor		Efficiency		FuelUse	Non-Curtailment %		Emissions (tpy PM2.5)		
										EF_Old	EF_New	Eff_Old	Eff_New		B _{all}	B _{reg}	Before	After	Reduction
G-71353-A1	Tulare	Open Hearth Fireplace	Certified Wood Insert	2.9		Non-Catalytic	FALSE	1/30/2019	3/11/2019	22.7	5.8	7%	68%	0.299465	100%	0%	0.0052	0.0001	0.0051
G-71356-A1	Tulare	Open Hearth Fireplace	Certified Wood Insert	2.9		Non-Catalytic	FALSE	1/30/2019	3/5/2019	22.7	5.8	7%	68%	0.299465	100%	0%	0.0052	0.0001	0.0051
G-71359-A1	Madera	Freestanding Non-Certified Wood Stove	Freestanding Certified Wood Stove	1.8		82 Catalytic	FALSE	3/19/2019	6/10/2019	29.5	3.6	54%	82%	2.61	100%	0%	0.0593	0.0048	0.0545
G-71361-A1	Fresno	Wood-Burning Firebox	Gas Insert				TRUE	1/27/2019	3/25/2019	22.7	0	7%	68%	0.299465	24%	59%	0.0013	0.0000	0.0013
G-71362-A1	Stanislaus	Non-Certified Wood Insert	Gas Insert				TRUE	1/18/2019	3/11/2019	29.5	0	54%	68%	2.1	54%	44%	0.0258	0.0000	0.0258
G-71366-A1	Tulare	Open Hearth Fireplace	Gas Insert				TRUE	1/21/2019	2/11/2019	22.7	0	7%	68%	0.299465	53%	43%	0.0028	0.0000	0.0028
G-71369-A1	Tulare	Wood-Burning Firebox	Certified Wood Insert	2.9		Non-Catalytic	TRUE	1/30/2019	3/5/2019	22.7	5.8	7%	68%	0.299465	53%	43%	0.0028	0.0001	0.0027
G-71373-A1	San Joaquin	Certified Pellet Insert	Gas Insert				TRUE	2/12/2019	5/2/2019	2.9	0	68%	68%	2.1	61%	38%	0.0029	0.0000	0.0029
G-71376-A1	Stanislaus	Open Hearth Fireplace	Gas Insert				TRUE	1/23/2019	3/25/2019	22.7	0	7%	68%	0.299465	54%	44%	0.0028	0.0000	0.0028
G-71377-A1	Fresno	Open Hearth Fireplace	Gas Insert				TRUE	1/24/2019	3/21/2019	22.7	0	7%	68%	0.299465	24%	59%	0.0013	0.0000	0.0013
G-71378-A1	San Joaquin	Wood-Burning Firebox	Gas Insert				TRUE	3/12/2019	6/12/2019	22.7	0	7%	68%	0.299465	61%	38%	0.0032	0.0000	0.0032
G-71391-A1	Fresno	Non-Certified Wood Insert	Gas Insert				TRUE	1/16/2019	3/20/2019	29.5	0	54%	68%	2.1	24%	59%	0.0115	0.0000	0.0115
G-71394-A1	Tulare	Wood-Burning Firebox	Gas Insert				TRUE	2/5/2019	4/10/2019	22.7	0	7%	68%	0.299465	53%	43%	0.0028	0.0000	0.0028
G-71399-A1	Fresno	Open Hearth Fireplace	Gas Insert				TRUE	1/18/2019	3/25/2019	22.7	0	7%	68%	0.299465	24%	59%	0.0013	0.0000	0.0013
G-71400-A1	Fresno	Wood-Burning Firebox	Gas Insert				TRUE	1/18/2019	2/28/2019	22.7	0	7%	68%	0.299465	24%	59%	0.0013	0.0000	0.0013
G-71409-A1	Kern	Open Hearth Fireplace	Gas Insert				FALSE	1/12/2019	3/13/2019	22.7	0	7%	68%	0.299465	100%	0%	0.0052	0.0000	0.0052
G-71410-A1	Kern	Open Hearth Fireplace	Gas Insert				FALSE	1/10/2019	2/28/2019	22.7	0	7%	68%	0.299465	100%	0%	0.0052	0.0000	0.0052
G-71411-A1	Tulare	Open Hearth Fireplace	Gas Insert				TRUE	1/29/2019	3/25/2019	22.7	0	7%	68%	0.299465	53%	43%	0.0028	0.0000	0.0028
G-71412-A1	Merced	Freestanding Non-Certified Wood Stove	Freestanding Certified Wood Stove	1.9		Non-Catalytic	FALSE	8/21/2019	10/16/2019	29.5	3.8	54%	68%	2.67	100%	0%	0.0606	0.0062	0.0544
G-71413-A1	Tulare	Wood-Burning Firebox	Gas Insert				TRUE	1/16/2019	3/25/2019	22.7	0	7%	68%	0.299465	53%	43%	0.0028	0.0000	0.0028
G-71415-A1	Madera	Freestanding Non-Certified Wood Stove	Freestanding Certified Wood Stove	4.5		75 Non-Catalytic	TRUE	2/6/2019	4/16/2019	29.5	9	54%	75%	2.61	33%	57%	0.0198	0.0054	0.0144
G-71416-A1	Fresno	Certified Wood Insert	Gas Fireplace				FALSE	3/13/2019	7/16/2019	14.5785	0	68%	68%	2.1	100%	0%	0.0236	0.0000	0.0236
G-71418-A1	Kings	Wood-Burning Firebox	Gas Insert				TRUE	1/23/2019	5/14/2019	22.7	0	7%	68%	0.299465	48%	48%	0.0025	0.0000	0.0025
G-71421-A1	Merced	Non-Certified Wood Insert	Gas Insert				TRUE	1/17/2019	3/13/2019	29.5	0	54%	68%	2.1	68%	32%	0.0322	0.0000	0.0322
G-71424-A1	San Joaquin	Open Hearth Fireplace	Gas Insert				FALSE	2/27/2019	4/16/2019	22.7	0	7%	68%	0.299465	100%	0%	0.0052	0.0000	0.0052
G-71426-A1	Fresno	Certified Wood Insert	Gas Insert				TRUE	3/11/2019	5/29/2019	14.5785	0	68%	68%	2.1	24%	59%	0.0057	0.0000	0.0057
G-71437-A1	Kern	Open Hearth Fireplace	Gas Insert				FALSE	1/14/2019	2/28/2019	22.7	0	7%	68%	0.299465	100%	0%	0.0052	0.0000	0.0052
G-71439-A1	Tulare	Wood-Burning Firebox	Gas Insert				TRUE	3/6/2019	5/21/2019	22.7	0	7%	68%	0.299465	53%	43%	0.0028	0.0000	0.0028
G-71444-A1	Kern	Wood-Burning Firebox	Gas Insert				FALSE	1/9/2019	2/28/2019	22.7	0	7%	68%	0.299465	100%	0%	0.0052	0.0000	0.0052
G-71448-A1	Merced	Non-Certified Wood Insert	Certified Wood Insert	3.6		Non-Catalytic	TRUE	2/7/2019	5/15/2019	29.5	7.2	54%	68%	2.1	68%	32%	0.0322	0.0067	0.0255
G-71450-A1	Kern	Wood-Burning Firebox	Gas Insert				TRUE	1/9/2019	2/28/2019	22.7	0	7%	68%	0.299465	31%	51%	0.0016	0.0000	0.0016
G-71452-A1	Kern	Open Hearth Fireplace	Gas Insert				TRUE	1/8/2019	2/28/2019	22.7	0	7%	68%	0.299465	31%	51%	0.0016	0.0000	0.0016
G-71455-A1	Fresno	Wood-Burning Firebox	Gas Insert				TRUE	1/28/2019	3/25/2019	22.7	0	7%	68%	0.299465	24%	59%	0.0013	0.0000	0.0013
G-71489-A1	Merced	Open Hearth Fireplace	Certified Wood Insert	4.1		Non-Catalytic	TRUE	2/13/2019	3/21/2019	22.7	8.2	7%	68%	0.299465	68%	32%	0.0035	0.0001	0.0034
G-71490-A1	Madera	Open Hearth Fireplace	Certified Wood Insert	2.6		Non-Catalytic	FALSE	2/5/2019	3/27/2019	22.7	5.2	7%	68%	0.299465	100%	0%	0.0052	0.0001	0.0051
G-71491-A1	San Joaquin	Freestanding Non-Certified Pellet Stove	Freestanding Gas Stove				TRUE	1/23/2019	3/20/2019	2.9	0	68%	68%	1.15	61%	38%	0.0016	0.0000	0.0016
G-71492-A1	Fresno	Open Hearth Fireplace	Certified Wood Insert	4.1		Non-Catalytic	FALSE	4/24/2019	5/22/2019	22.7	8.2	7%	68%	0.299465	100%	0%	0.0052	0.0002	0.0050
G-71494-A1	Kings	Wood-Burning Firebox	Gas Insert				TRUE	3/21/2019	6/12/2019	22.7	0	7%	68%	0.299465	48%	48%	0.0025	0.0000	0.0025
G-71496-A1	San Joaquin	Open Hearth Fireplace	Gas Insert				TRUE	1/23/2019	3/25/2019	22.7	0	7%	68%	0.299465	61%	38%	0.0032	0.0000	0.0032
G-71498-A1	Fresno	Wood-Burning Firebox	Gas Insert				TRUE	2/7/2019	4/10/2019	22.7	0	7%	68%	0.299465	24%	59%	0.0013	0.0000	0.0013
G-71499-A1	Madera	Non-Certified Wood Insert	Gas Insert				TRUE	3/8/2019	7/23/2019	29.5	0	54%	68%	2.1	33%	57%	0.0159	0.0000	0.0159
G-71500-A1	Fresno	Open Hearth Fireplace	Certified Wood Insert	4.1		Non-Catalytic	TRUE	2/9/2019	4/10/2019	22.7	8.2	7%	68%	0.299465	24%	59%	0.0013	0.0001	0.0012
G-71502-A1	Fresno	Open Hearth Fireplace	Gas Insert				TRUE	1/15/2019	2/28/2019	22.7	0	7%	68%	0.299465	24%	59%	0.0013	0.0000	0.0013
G-71503-A1	Fresno	Wood-Burning Firebox	Gas Insert				TRUE	2/5/2019	5/1/2019	22.7	0	7%	68%	0.299465	24%	59%	0.0013	0.0000	0.0013
G-71505-A1	Madera	Freestanding Non-Certified Wood Stove	Freestanding Gas Stove				TRUE	3/1/2019	5/28/2019	29.5	0	54%	68%	2.61	33%	57%	0.0198	0.0000	0.0198
G-71550-A1	Merced	Open Hearth Fireplace	Gas Insert				TRUE	1/30/2019	2/20/2019	22.7	0	7%	68%	0.299465	68%	32%	0.0035	0.0000	0.0035
G-71553-A1	Fresno	Open Hearth Fireplace	Certified Wood Insert	1.9		Non-Catalytic	FALSE	2/6/2019	3/21/2019	22.7	3.8	7%	68%	0.299465	100%	0%	0.0052	0.0001	0.0051
G-71554-A1	Fresno	Open Hearth Fireplace	Gas Insert				FALSE	12/18/2018	2/28/2019	22.7	0	7%	68%	0.299465	100%	0%	0.0052	0.0000	0.0052
G-71555-A1	Fresno	Open Hearth Fireplace	Gas Insert				FALSE	1/18/2019	3/21/2019	22.7	0	7%	68%	0.299465	100%	0%	0.0052	0.0000	0.0052
G-71559-A1	Fresno	Certified Wood Insert	Gas Insert				TRUE	1/26/2019	3/21/2019	14.5785	0	68%	68%	2.1	24%	59%	0.0057	0.0000	0.0057
G-71561-A1	Stanislaus	Non-Certified Wood Insert	Gas Insert				TRUE	2/5/2019	4/3/2019	29.5	0	54%	68%	2.1	54%	44%	0.0258	0.0000	0.0258
G-71564-A1	Kern	Wood-Burning Firebox	Gas Fireplace				TRUE	2/7/2019	4/16/2019	22.7	0	7%	68%	0.299465	31%	51%	0.0016	0.0000	0.0016
G-71578-A1	Fresno	Wood-Burning Firebox	Gas Insert				TRUE	3/30/2019	7/26/2019	22.7	0	7%	68%	0.299465	24%	59%	0.0013	0.0000	0.0013
G-71579-A1	Tulare	Open Hearth Fireplace	Gas Insert				FALSE	2/6/2019	5/2/2019	22.7	0	7%	68%	0.299465	100%	0%	0.0052	0.0000	0.0052
G-71610-A1	Tulare	Non-Certified Wood Insert	Certified Wood Insert	4.4		73 Non-Catalytic	TRUE	1/29/2019	4/3/2019	29.5	8.8	54%	73%	2.1	53%	43%	0.0254	0.0063	0.0192
G-71612-A1	Madera	Freestanding Non-Certified Wood Stove	Freestanding Certified Pellet Stove	1.8		Non-Catalytic	FALSE	1/13/2019	5/21/2019	29.5	3.6	54%	68%	2.61	100%	0%	0.0593	0.0057	0.0535
G-71618-A1	San Joaquin	Wood-Burning Firebox	Gas Insert				TRUE	1/28/2019	5/2/2019	22.7	0	7%	68%	0.299465	61%	38%	0.0032	0.0000	0.0032
G-71619-A1	San Joaquin	Wood-Burning Firebox	Gas Insert				TRUE	1/26/2019	4/3/2019	22.7	0	7%	68%	0.299465	61%	38%	0.0032	0.0000	0.0032
G-71620-A1	Madera	Non-Certified Wood Insert	Certified Wood Insert	2.6		Non-Catalytic	TRUE	2/3/2019	2/14/2019	29.5	5.2	54%	68%	2.1	33%	57%	0.0159	0.0028	0.0131
G-71621-A1	Kern	Open Hearth Fireplace	Gas Insert				TRUE	1/16/2019	3/13/2019	22.7	0	7%	68%	0.299465	31%	51%	0.0016	0.0000	0.0016
G-71622-A1	Fresno	Open Hearth Fireplace	Gas Insert				FALSE	2/1/2019	3/26/2019	22.7	0	7%	68%	0.299465	100%	0%	0.0052	0.0000	0.0052
G-71625-A1	Stanislaus	Open Hearth Fireplace	Gas Insert				TRUE	2/18/2019	5/14/2019	22.7	0	7%	68%	0.299465	54%	44%	0.0028	0.0000	0.0028
G-71626-A1	Fresno	Open Hearth Fireplace	Gas Insert				TRUE	1/30/2019	3/25/2019	22.7	0	7%	68%	0.299465	24%	59%	0.0013	0.0000	0.0013
G-71628-A1	Fresno	Wood-Burning Firebox	Gas Insert				TRUE	1/29/2019	4/3/2019	22.7	0	7%	68%	0.299465	24%	59%	0.0013	0.0000	0.0013
G-71632-A1	Merced	Wood-Burning Firebox	Gas Insert				TRUE	2/14/2019	6/4/2019	22.7	0	7%	68%	0.299465	68%	32%	0.0035	0.0000	0.0035
G-71634-A1	Madera	Open Hearth Fireplace	Certified Wood Insert	4.1		Non-Catalytic	FALSE	2/8/2019	2/21/2019	22.7	8.2	7%	68%	0.299465	100%	0%	0.0052	0.0002	0.0050
G-71639-A1	San Joaquin	Open Hearth Fireplace	Gas Insert				TRUE	1/23/2019	3/25/2019	22.7	0	7%	68%	0.299465	61%	38%	0.0032	0.0000	0.0032
G-71640-A1	Kern																		

SAN JOAQUIN VALLEY UNIFIED AIR POLLUTION CONTROL DISTRICT

2021 Annual Demonstration Report

August 31, 2022

Contract#	County	OldDeviceType	NewDeviceType	EmissionRating	OverallEfficiency	DeviceSubtype	PipedNatGa	InstallDate	ClaimDate	Emission Factor		Efficiency		FuelUse	Non-Curtailment %		Emissions (tpy PM2.5)		
										EF_Old	EF_New	Eff_Old	Eff_New		B _{all}	B _{reg}	Before	After	Reduction
G-71756-A1	Fresno	Open Hearth Fireplace	Certified Wood Insert	2.6		Non-Catalytic	FALSE	1/31/2019	2/27/2019	22.7	5.2	7%	68%	0.299465	100%	0%	0.0052	0.0001	0.0051
G-71757-A1	Tulare	Open Hearth Fireplace	Certified Wood Insert	2.9		Non-Catalytic	TRUE	4/8/2019	5/1/2019	22.7	5.8	7%	68%	0.299465	53%	43%	0.0028	0.0001	0.0027
G-71761-A1	Tulare	Open Hearth Fireplace	Certified Wood Insert	1.6		Non-Catalytic	TRUE	5/1/2019	6/11/2019	22.7	3.2	7%	68%	0.299465	53%	43%	0.0028	0.0000	0.0027
G-71762-A1	Fresno	Open Hearth Fireplace	Gas Insert				TRUE	1/22/2019	2/12/2019	22.7	0	7%	68%	0.299465	24%	59%	0.0013	0.0000	0.0013
G-71763-A1	Fresno	Open Hearth Fireplace	Certified Wood Insert	2.9		Non-Catalytic	TRUE	5/2/2019	6/20/2019	22.7	5.8	7%	68%	0.299465	24%	59%	0.0013	0.0000	0.0012
G-71764-A1	Tulare	Open Hearth Fireplace	Gas Insert				TRUE	1/22/2019	2/6/2019	22.7	0	7%	68%	0.299465	53%	43%	0.0028	0.0000	0.0028
G-71780-A1	Kern	Open Hearth Fireplace	Gas Insert				TRUE	3/26/2019	7/24/2019	22.7	0	7%	68%	0.299465	31%	51%	0.0016	0.0000	0.0016
G-71784-A1	Tulare	Non-Certified Wood Insert	Certified Pellet Insert	1.5		76 Non-Catalytic	TRUE	3/26/2019	6/10/2019	29.5	3	54%	76%	2.1	53%	43%	0.0254	0.0020	0.0234
G-71785-A1	Tulare	Non-Certified Wood Insert	Certified Pellet Insert	2.1		Non-Catalytic	TRUE	3/26/2019	6/18/2019	29.5	4.2	54%	68%	2.1	53%	43%	0.0254	0.0032	0.0222
G-71787-A1	Fresno	Non-Certified Wood Insert	Gas Insert				TRUE	2/4/2019	3/20/2019	29.5	0	54%	68%	2.1	24%	59%	0.0115	0.0000	0.0115
G-71845-A1	Kern	Wood-Burning Firebox	Gas Insert				TRUE	12/27/2018	2/21/2019	22.7	0	7%	68%	0.299465	31%	51%	0.0016	0.0000	0.0016
G-71846-A1	Fresno	Open Hearth Fireplace	Certified Wood Insert	2.6		Non-Catalytic	FALSE	2/7/2019	2/27/2019	22.7	5.2	7%	68%	0.299465	100%	0%	0.0052	0.0001	0.0051
G-71848-A1	Tulare	Open Hearth Fireplace	Gas Insert				FALSE	4/11/2019	7/26/2019	22.7	0	7%	68%	0.299465	100%	0%	0.0052	0.0000	0.0052
G-71849-A1	Stanislaus	Open Hearth Fireplace	Gas Insert				TRUE	1/17/2019	5/2/2019	22.7	0	7%	68%	0.299465	54%	44%	0.0028	0.0000	0.0028
G-71850-A1	Fresno	Open Hearth Fireplace	Certified Wood Insert	2.6		Non-Catalytic	FALSE	2/12/2019	3/5/2019	22.7	5.2	7%	68%	0.299465	100%	0%	0.0052	0.0001	0.0051
G-71855-A1	San Joaquin	Open Hearth Fireplace	Gas Insert				FALSE	1/28/2020	2/27/2020	22.7	0	7%	68%	0.299465	100%	0%	0.0052	0.0000	0.0052
G-71856-A1	San Joaquin	Wood-Burning Firebox	Gas Insert				TRUE	2/8/2019	5/2/2019	22.7	0	7%	68%	0.299465	61%	38%	0.0032	0.0000	0.0032
G-71859-A1	Merced	Non-Certified Wood Insert	Certified Wood Insert	2.6		Non-Catalytic	FALSE	2/21/2019	8/8/2019	29.5	5.2	54%	68%	2.1	100%	0%	0.0477	0.0067	0.0410
G-71860-A1	Madera	Freestanding Non-Certified Wood Stove	Freestanding Certified Wood Stove	4.5		75 Non-Catalytic	FALSE	6/10/2019	6/20/2019	29.5	9	54%	75%	2.1	100%	0%	0.0593	0.0130	0.0463
G-71861-A1	Kings	Non-Certified Wood Insert	Certified Wood Insert	4.1		Non-Catalytic	FALSE	2/20/2019	3/27/2019	29.5	8.2	54%	68%	2.1	100%	0%	0.0477	0.0105	0.0372
G-71862-A1	Fresno	Non-Certified Wood Insert	Certified Wood Insert	4.1		Non-Catalytic	TRUE	1/31/2019	3/26/2019	29.5	8.2	54%	68%	2.1	24%	59%	0.0115	0.0034	0.0081
G-71863-A1	Fresno	Open Hearth Fireplace	Gas Insert				TRUE	2/6/2019	5/2/2019	22.7	0	7%	68%	0.299465	24%	59%	0.0013	0.0000	0.0013
G-71864-A1	Fresno	Open Hearth Fireplace	Gas Insert				TRUE	2/8/2019	4/3/2019	22.7	0	7%	68%	0.299465	24%	59%	0.0013	0.0000	0.0013
G-71865-A1	Fresno	Certified Pellet Insert	Gas Insert				TRUE	1/30/2019	3/25/2019	2.9	0	68%	68%	2.1	24%	59%	0.0011	0.0000	0.0011
G-71866-A1	Fresno	Open Hearth Fireplace	Gas Insert				TRUE	2/8/2019	5/2/2019	22.7	0	7%	68%	0.299465	24%	59%	0.0013	0.0000	0.0013
G-71867-A1	San Joaquin	Open Hearth Fireplace	Gas Insert				TRUE	1/16/2019	2/28/2019	22.7	0	7%	68%	0.299465	61%	38%	0.0032	0.0000	0.0032
G-71886-A1	Tulare	Open Hearth Fireplace	Gas Insert				FALSE	2/6/2019	2/20/2019	22.7	0	7%	68%	0.299465	100%	0%	0.0052	0.0000	0.0052
G-71889-A1	Merced	Open Hearth Fireplace	Certified Wood Insert	2.6		Non-Catalytic	FALSE	1/24/2019	2/12/2019	22.7	5.2	7%	68%	0.299465	100%	0%	0.0052	0.0001	0.0051
G-71890-A1	Fresno	Non-Certified Wood Insert	Certified Pellet Insert	2.1		Non-Catalytic	FALSE	1/27/2019	2/12/2019	29.5	4.2	54%	68%	2.1	100%	0%	0.0477	0.0054	0.0423
G-71891-A1	Tulare	Wood-Burning Firebox	Gas Insert				TRUE	1/23/2019	6/11/2019	22.7	0	7%	68%	0.299465	53%	43%	0.0028	0.0000	0.0028
G-71894-A1	Fresno	Wood-Burning Firebox	Certified Wood Insert	2.6		Non-Catalytic	TRUE	2/1/2019	2/20/2019	22.7	5.2	7%	68%	0.299465	24%	59%	0.0013	0.0000	0.0012
G-71913-A1	Tulare	Open Hearth Fireplace	Certified Wood Insert	2.9		Non-Catalytic	FALSE	2/18/2019	3/11/2019	22.7	5.8	7%	68%	0.299465	100%	0%	0.0052	0.0001	0.0051
G-71919-A1	San Joaquin	Freestanding Non-Certified Wood Stove	Freestanding Certified Wood Stove	3.8		68 Non-Catalytic	TRUE	2/1/2019	5/2/2019	29.5	7.6	54%	68%	1.15	61%	38%	0.0159	0.0035	0.0124
G-71934-A1	Stanislaus	Non-Certified Wood Insert	Gas Insert				TRUE	1/24/2019	4/16/2019	29.5	0	54%	68%	2.1	54%	44%	0.0258	0.0000	0.0258
G-71939-A1	Kern	Non-Certified Pellet Insert	Gas Insert				TRUE	4/11/2019	8/1/2019	2.9	0	68%	68%	2.1	31%	51%	0.0014	0.0000	0.0014
G-71942-A1	Stanislaus	Open Hearth Fireplace	Certified Wood Insert	2.6		Non-Catalytic	FALSE	1/19/2019	3/11/2019	22.7	5.2	7%	68%	0.299465	100%	0%	0.0052	0.0001	0.0051
G-71943-A1	San Joaquin	Non-Certified Pellet Insert	Gas Insert				TRUE	1/21/2019	3/25/2019	2.9	0	68%	68%	2.1	61%	38%	0.0029	0.0000	0.0029
G-71944-A1	Stanislaus	Open Hearth Fireplace	Gas Insert				TRUE	1/18/2019	3/25/2019	22.7	0	7%	68%	0.299465	54%	44%	0.0028	0.0000	0.0028
G-71947-A1	Fresno	Wood-Burning Firebox	Gas Insert				TRUE	2/9/2019	5/1/2019	22.7	0	7%	68%	0.299465	24%	59%	0.0013	0.0000	0.0013
G-71950-A1	Kern	Wood-Burning Firebox	Gas Insert				FALSE	1/18/2019	3/20/2019	22.7	0	7%	68%	0.299465	100%	0%	0.0052	0.0000	0.0052
G-71951-A1	Fresno	Open Hearth Fireplace	Certified Wood Insert	2.9		Non-Catalytic	TRUE	3/1/2019	3/11/2019	22.7	5.8	7%	68%	0.299465	24%	59%	0.0013	0.0000	0.0012
G-71953-A1	Kern	Non-Certified Wood Insert	Gas Insert				FALSE	1/24/2019	4/3/2019	29.5	0	54%	68%	2.1	100%	0%	0.0477	0.0000	0.0477
G-71957-A1	Fresno	Freestanding Non-Certified Wood Stove	Freestanding Certified Wood Stove	3.9		Non-Catalytic	FALSE	3/21/2019	4/2/2019	29.5	7.8	54%	68%	2.09	100%	0%	0.0475	0.0100	0.0375
G-71962-A1	Fresno	Open Hearth Fireplace	Gas Insert				TRUE	2/15/2019	3/11/2019	22.7	0	7%	68%	0.299465	24%	59%	0.0013	0.0000	0.0013
G-71993-A1	Stanislaus	Open Hearth Fireplace	Gas Insert				TRUE	1/24/2019	3/25/2019	22.7	0	7%	68%	0.299465	54%	44%	0.0028	0.0000	0.0028
G-71994-A1	San Joaquin	Freestanding Non-Certified Wood Stove	Freestanding Gas Stove				TRUE	2/27/2019	5/15/2019	29.5	0	54%	68%	1.15	61%	38%	0.0159	0.0000	0.0159
G-71996-A1	Fresno	Open Hearth Fireplace	Gas Insert				TRUE	4/18/2019	6/5/2019	22.7	0	7%	68%	0.299465	24%	59%	0.0013	0.0000	0.0013
G-71997-A1	Fresno	Open Hearth Fireplace	Gas Insert				TRUE	2/7/2019	4/10/2019	22.7	0	7%	68%	0.299465	24%	59%	0.0013	0.0000	0.0013
G-72003-A1	Kern	Open Hearth Fireplace	Gas Insert				TRUE	1/21/2019	7/16/2019	22.7	0	7%	68%	0.299465	31%	51%	0.0016	0.0000	0.0016
G-72005-A1	Fresno	Open Hearth Fireplace	Gas Insert				TRUE	2/14/2019	3/5/2019	22.7	0	7%	68%	0.299465	24%	59%	0.0013	0.0000	0.0013
G-72016-A1	Kern	Open Hearth Fireplace	Gas Insert				FALSE	2/8/2019	4/16/2019	22.7	0	7%	68%	0.299465	100%	0%	0.0052	0.0000	0.0052
G-72018-A1	Kings	Open Hearth Fireplace	Certified Wood Insert	3.5		Non-Catalytic	FALSE	2/1/2019	5/15/2019	22.7	7	7%	68%	0.299465	100%	0%	0.0052	0.0002	0.0051
G-72020-A1	Tulare	Wood-Burning Firebox	Gas Insert				FALSE	2/21/2019	9/18/2019	22.7	0	7%	68%	0.299465	100%	0%	0.0052	0.0000	0.0052
G-72029-A1	Tulare	Open Hearth Fireplace	Gas Insert				TRUE	1/20/2019	3/26/2019	22.7	0	7%	68%	0.299465	53%	43%	0.0028	0.0000	0.0028
G-72088-A1	San Joaquin	Open Hearth Fireplace	Gas Insert				TRUE	2/28/2019	5/28/2019	22.7	0	7%	68%	0.299465	61%	38%	0.0032	0.0000	0.0032
G-72092-A1	Kern	Open Hearth Fireplace	Gas Insert				TRUE	2/27/2019	3/13/2019	22.7	0	7%	68%	0.299465	31%	51%	0.0016	0.0000	0.0016
G-72094-A1	Fresno	Open Hearth Fireplace	Gas Insert				TRUE	2/9/2019	5/2/2019	22.7	0	7%	68%	0.299465	24%	59%	0.0013	0.0000	0.0013
G-72095-A1	Fresno	Open Hearth Fireplace	Certified Pellet Insert	1.1		Non-Catalytic	TRUE	1/31/2019	4/3/2019	22.7	2.2	7%	68%	0.299465	24%	59%	0.0013	0.0000	0.0012
G-72096-A1	San Joaquin	Open Hearth Fireplace	Gas Insert				TRUE	1/26/2019	3/25/2019	22.7	0	7%	68%	0.299465	61%	38%	0.0032	0.0000	0.0032
G-72098-A1	Stanislaus	Open Hearth Fireplace	Gas Insert				TRUE	3/13/2019	7/26/2019	22.7	0	7%	68%	0.299465	54%	44%	0.0028	0.0000	0.0028
G-72100-A1	Fresno	Open Hearth Fireplace	Gas Insert				TRUE	2/15/2019	3/21/2019	22.7	0	7%	68%	0.299465	24%	59%	0.0013	0.0000	0.0013
G-72180-A1	Fresno	Open Hearth Fireplace	Gas Insert				TRUE	1/18/2019	5/15/2019	22.7	0	7%	68%	0.299465	24%	59%	0.0013	0.0000	0.0013
G-72182-A1	Fresno	Wood-Burning Firebox	Gas Insert				TRUE	2/21/2019	7/16/2019	22.7	0	7%	68%	0.299465	24%	59%	0.0013	0.0000	0.0013
G-72184-A1	Fresno	Non-Certified Wood Insert	Certified Pellet Insert	1.1		Non-Catalytic	FALSE	2/16/2019	4/16/2019	29.5	2.2	54%	68%	2.1	100%	0%	0.0477	0.0028	0.0449
G-72185-A1	Fresno	Open Hearth Fireplace	Gas Insert				TRUE	1/29/2019	3/26/2019	22.7	0	7%	68%	0.299465	24%	59%	0.0013	0.0000	0.0013
G-72186-A1	Fresno	Open Hearth Fireplace	Gas Insert				TRUE	2/19/2019	5/2/2019	22.7	0	7%	68%	0.299465	24%	59%	0.0013	0.0000	0.0013
G-72187-A1	Fresno	Open Hearth Fireplace	Gas Insert				TRUE	2/15/2019	5/2/2019	22.7	0	7%	68%	0.299465	24%	59%	0.0		

SAN JOAQUIN VALLEY UNIFIED AIR POLLUTION CONTROL DISTRICT

2021 Annual Demonstration Report

August 31, 2022

Contract#	County	OldDeviceType	NewDeviceType	EmissionRating	OverallEfficiency	DeviceSubtype	PipedNatG	InstallDate	ClaimDate	Emission Factor		Efficiency		FuelUse	Non-Curtailment %		Emissions (tpy PM2.5)		
										EF_Old	EF_New	Eff_Old	Eff_New		B _{all}	B _{reg}	Before	After	Reduction
G-72251-A1	Madera	Open Hearth Fireplace	Gas Insert				FALSE	2/27/2019	3/26/2019	22.7	0	7%	68%	0.299465	100%	0%	0.0052	0.0000	0.0052
G-72306-A1	Stanislaus	Open Hearth Fireplace	Gas Fireplace				TRUE	1/31/2019	4/3/2019	22.7	0	7%	68%	0.299465	54%	44%	0.0028	0.0000	0.0028
G-72363-A1	Tulare	Freestanding Non-Certified Wood Stove	Freestanding Certified Wood Stove	4.2		Non-Catalytic	TRUE	2/1/2019	4/10/2019	29.5	8.4	54%	68%	2.4	53%	43%	0.0291	0.0073	0.0218
G-72364-A1	San Joaquin	Wood-Burning Firebox	Gas Insert				TRUE	2/11/2019	5/2/2019	22.7	0	7%	68%	0.299465	61%	38%	0.0032	0.0000	0.0032
G-72365-A1	Tulare	Open Hearth Fireplace	Gas Insert				TRUE	1/19/2019	3/19/2019	22.7	0	7%	68%	0.299465	53%	43%	0.0028	0.0000	0.0028
G-72425-A1	Kings	Wood-Burning Firebox	Gas Insert				TRUE	2/9/2019	4/16/2019	22.7	0	7%	68%	0.299465	48%	48%	0.0025	0.0000	0.0025
G-72427-A1	Fresno	Open Hearth Fireplace	Gas Insert				TRUE	2/16/2019	5/2/2019	22.7	0	7%	68%	0.299465	24%	59%	0.0013	0.0000	0.0013
G-72428-A1	Fresno	Open Hearth Fireplace	Gas Insert				TRUE	2/8/2019	6/12/2019	22.7	0	7%	68%	0.299465	24%	59%	0.0013	0.0000	0.0013
G-72429-A1	Fresno	Open Hearth Fireplace	Freestanding Gas Stove				TRUE	3/1/2019	5/22/2019	22.7	0	7%	68%	0.299465	24%	59%	0.0013	0.0000	0.0013
G-72431-A1	Fresno	Open Hearth Fireplace	Certified Wood Insert	4.1		Non-Catalytic	FALSE	2/23/2019	5/29/2019	22.7	8.2	7%	68%	0.299465	100%	0%	0.0052	0.0002	0.0050
G-72432-A1	Fresno	Open Hearth Fireplace	Gas Insert				TRUE	1/31/2019	4/10/2019	22.7	0	7%	68%	0.299465	24%	59%	0.0013	0.0000	0.0013
G-72433-A1	San Joaquin	Open Hearth Fireplace	Gas Insert				TRUE	2/2/2019	5/1/2019	22.7	0	7%	68%	0.299465	61%	38%	0.0032	0.0000	0.0032
G-72434-A1	Kern	Open Hearth Fireplace	Gas Insert				TRUE	1/28/2019	4/3/2019	22.7	0	7%	68%	0.299465	31%	51%	0.0016	0.0000	0.0016
G-72437-A1	Fresno	Non-Certified Wood Insert	Gas Insert				TRUE	2/5/2019	5/28/2019	29.5	0	54%	68%	2.1	24%	59%	0.0115	0.0000	0.0115
G-72438-A1	Fresno	Non-Certified Wood Insert	Gas Insert				FALSE	2/26/2019	4/10/2019	29.5	0	54%	68%	2.1	100%	0%	0.0477	0.0000	0.0477
G-72439-A1	Kern	Open Hearth Fireplace	Gas Insert				FALSE	1/30/2019	4/16/2019	22.7	0	7%	68%	0.299465	100%	0%	0.0052	0.0000	0.0052
G-72444-A1	Fresno	Open Hearth Fireplace	Certified Wood Insert	2.6		Non-Catalytic	FALSE	2/2/2019	2/27/2019	22.7	5.2	7%	68%	0.299465	100%	0%	0.0052	0.0001	0.0051
G-72462-A1	Fresno	Wood-Burning Firebox	Certified Wood Insert	2.6		Non-Catalytic	FALSE	2/14/2019	3/5/2019	22.7	5.2	7%	68%	0.299465	100%	0%	0.0052	0.0001	0.0051
G-72463-A1	Stanislaus	Open Hearth Fireplace	Gas Insert				TRUE	1/31/2019	5/15/2019	22.7	0	7%	68%	0.299465	54%	44%	0.0028	0.0000	0.0028
G-72465-A1	Fresno	Open Hearth Fireplace	Gas Insert				TRUE	2/12/2019	3/5/2019	22.7	0	7%	68%	0.299465	24%	59%	0.0013	0.0000	0.0013
G-72466-A1	Madera	Open Hearth Fireplace	Certified Wood Insert	2.6		Non-Catalytic	TRUE	2/5/2019	2/27/2019	22.7	5.2	7%	68%	0.299465	33%	57%	0.0017	0.0001	0.0017
G-72467-A1	Stanislaus	Open Hearth Fireplace	Certified Pellet Insert	1.5		70 Non-Catalytic	FALSE	2/15/2019	5/15/2019	22.7	3	7%	70%	0.299465	100%	0%	0.0052	0.0001	0.0052
G-72496-A1	Merced	Open Hearth Fireplace	Gas Insert				TRUE	2/6/2019	3/11/2019	22.7	0	7%	68%	0.299465	68%	32%	0.0035	0.0000	0.0035
G-72499-A1	Kern	Wood-Burning Firebox	Gas Insert				TRUE	1/17/2019	3/20/2019	22.7	0	7%	68%	0.299465	31%	51%	0.0016	0.0000	0.0016
G-72503-A1	Kern	Open Hearth Fireplace	Gas Insert				TRUE	4/12/2019	6/20/2019	22.7	0	7%	68%	0.299465	31%	51%	0.0016	0.0000	0.0016
G-72587-A1	Kern	Wood-Burning Firebox	Gas Insert				TRUE	2/19/2019	7/23/2019	22.7	0	7%	68%	0.299465	31%	51%	0.0016	0.0000	0.0016
G-72588-A1	Stanislaus	Wood-Burning Firebox	Gas Insert				TRUE	2/13/2019	5/2/2019	22.7	0	7%	68%	0.299465	54%	44%	0.0028	0.0000	0.0028
G-72592-A1	Tulare	Open Hearth Fireplace	Certified Wood Insert	4.4		73 Non-Catalytic	TRUE	4/1/2019	7/26/2019	22.7	8.8	7%	73%	0.299465	53%	43%	0.0028	0.0001	0.0027
G-72593-A1	San Joaquin	Open Hearth Fireplace	Gas Insert				TRUE	2/16/2019	4/16/2019	22.7	0	7%	68%	0.299465	61%	38%	0.0032	0.0000	0.0032
G-72594-A1	Stanislaus	Open Hearth Fireplace	Gas Insert				TRUE	2/4/2019	4/3/2019	22.7	0	7%	68%	0.299465	54%	44%	0.0028	0.0000	0.0028
G-72597-A1	Kern	Open Hearth Fireplace	Gas Insert				TRUE	1/18/2019	3/11/2019	22.7	0	7%	68%	0.299465	31%	51%	0.0016	0.0000	0.0016
G-72598-A1	Kern	Wood-Burning Firebox	Gas Insert				TRUE	1/18/2019	9/17/2019	22.7	0	7%	68%	0.299465	31%	51%	0.0016	0.0000	0.0016
G-72599-A1	Fresno	Wood-Burning Firebox	Certified Pellet Insert	1.8		Non-Catalytic	FALSE	2/27/2019	5/8/2019	22.7	3.6	7%	68%	0.299465	100%	0%	0.0052	0.0001	0.0051
G-72623-A1	Stanislaus	Wood-Burning Firebox	Gas Fireplace				TRUE	2/21/2019	5/2/2019	22.7	0	7%	68%	0.299465	54%	44%	0.0028	0.0000	0.0028
G-72635-A1	Stanislaus	Wood-Burning Firebox	Certified Pellet Insert	2.4		Non-Catalytic	FALSE	3/1/2019	7/26/2019	22.7	4.8	7%	68%	0.299465	100%	0%	0.0052	0.0001	0.0051
G-72637-A1	Tulare	Open Hearth Fireplace	Gas Insert				TRUE	2/19/2019	5/2/2019	22.7	0	7%	68%	0.299465	53%	43%	0.0028	0.0000	0.0028
G-72638-A1	Kern	Wood-Burning Firebox	Gas Insert				TRUE	2/14/2019	5/2/2019	22.7	0	7%	68%	0.299465	31%	51%	0.0016	0.0000	0.0016
G-72639-A1	Kern	Wood-Burning Firebox	Certified Pellet Insert	0.89		70 Non-Catalytic	FALSE	2/7/2019	4/16/2019	22.7	1.78	7%	70%	0.299465	100%	0%	0.0052	0.0000	0.0052
G-72646-A1	Kern	Open Hearth Fireplace	Gas Insert				TRUE	1/28/2019	5/2/2019	22.7	0	7%	68%	0.299465	31%	51%	0.0016	0.0000	0.0016
G-72647-A1	Kern	Wood-Burning Firebox	Gas Insert				TRUE	1/16/2019	2/28/2019	22.7	0	7%	68%	0.299465	31%	51%	0.0016	0.0000	0.0016
G-72648-A1	Fresno	Open Hearth Fireplace	Gas Insert				FALSE	2/6/2019	4/3/2019	22.7	0	7%	68%	0.299465	100%	0%	0.0052	0.0000	0.0052
G-72649-A1	Merced	Open Hearth Fireplace	Gas Insert				FALSE	3/14/2019	6/25/2019	22.7	0	7%	68%	0.299465	100%	0%	0.0052	0.0000	0.0052
G-72652-A1	San Joaquin	Open Hearth Fireplace	Gas Insert				TRUE	2/20/2019	5/2/2019	22.7	0	7%	68%	0.299465	61%	38%	0.0032	0.0000	0.0032
G-72658-A1	Kern	Wood-Burning Firebox	Gas Insert				FALSE	1/28/2019	5/1/2019	22.7	0	7%	68%	0.299465	100%	0%	0.0052	0.0000	0.0052
G-72659-A1	Fresno	Non-Certified Wood Insert	Gas Insert				FALSE	3/5/2019	5/21/2019	29.5	0	54%	68%	2.1	100%	0%	0.0477	0.0000	0.0477
G-72661-A1	Fresno	Wood-Burning Firebox	Certified Wood Insert	2.5		Non-Catalytic	TRUE	2/2/2019	3/26/2019	22.7	5	7%	68%	0.299465	24%	59%	0.0013	0.0000	0.0012
G-72662-A1	Fresno	Wood-Burning Firebox	Gas Insert				TRUE	2/19/2019	3/20/2019	22.7	0	7%	68%	0.299465	24%	59%	0.0013	0.0000	0.0013
G-72666-A1	Fresno	Open Hearth Fireplace	Certified Wood Insert	2.6		Non-Catalytic	FALSE	1/30/2019	3/25/2019	22.7	5.2	7%	68%	0.299465	100%	0%	0.0052	0.0001	0.0051
G-72668-A1	Merced	Wood-Burning Firebox	Certified Wood Insert	3.6		Non-Catalytic	FALSE	1/28/2019	4/3/2019	22.7	7.2	7%	68%	0.299465	100%	0%	0.0052	0.0002	0.0051
G-72676-A1	Stanislaus	Wood-Burning Firebox	Gas Fireplace				TRUE	2/6/2019	4/16/2019	22.7	0	7%	68%	0.299465	54%	44%	0.0028	0.0000	0.0028
G-72678-A1	Tulare	Open Hearth Fireplace	Gas Insert				TRUE	3/10/2019	5/1/2019	22.7	0	7%	68%	0.299465	53%	43%	0.0028	0.0000	0.0028
G-72727-A1	Madera	Wood-Burning Firebox	Gas Insert				FALSE	3/31/2019	7/15/2019	22.7	0	7%	68%	0.299465	100%	0%	0.0052	0.0000	0.0052
G-72729-A1	Fresno	Open Hearth Fireplace	Gas Insert				FALSE	1/30/2019	4/3/2019	22.7	0	7%	68%	0.299465	100%	0%	0.0052	0.0000	0.0052
G-72731-A1	Kings	Wood-Burning Firebox	Gas Insert				TRUE	2/5/2019	4/16/2019	22.7	0	7%	68%	0.299465	48%	48%	0.0025	0.0000	0.0025
G-72741-A1	Fresno	Non-Certified Wood Insert	Certified Wood Insert	2.6		Non-Catalytic	FALSE	2/2/2019	2/14/2019	29.5	5.2	54%	68%	2.1	100%	0%	0.0477	0.0067	0.0410
G-72753-A1	Madera	Wood-Burning Firebox	Certified Wood Insert	3.4		Non-Catalytic	FALSE	1/14/2019	5/2/2019	22.7	6.8	7%	68%	0.299465	100%	0%	0.0052	0.0002	0.0051
G-72755-A1	Stanislaus	Wood-Burning Firebox	Gas Fireplace				TRUE	2/12/2019	5/2/2019	22.7	0	7%	68%	0.299465	54%	44%	0.0028	0.0000	0.0028
G-72757-A1	San Joaquin	Open Hearth Fireplace	Certified Wood Insert	4.1		Non-Catalytic	FALSE	2/2/2019	3/20/2019	22.7	8.2	7%	68%	0.299465	100%	0%	0.0052	0.0002	0.0050
G-72761-A1	Madera	Wood-Burning Firebox	Gas Insert				TRUE	2/14/2019	3/5/2019	22.7	0	7%	68%	0.299465	33%	57%	0.0017	0.0000	0.0017
G-72763-A1	Fresno	Non-Certified Wood Insert	Certified Wood Insert	4.1		Non-Catalytic	TRUE	2/14/2019	4/16/2019	29.5	8.2	54%	68						

SAN JOAQUIN VALLEY UNIFIED AIR POLLUTION CONTROL DISTRICT

2021 Annual Demonstration Report

August 31, 2022

Contract#	County	OldDeviceType	NewDeviceType	EmissionRating	OverallEfficiency	DeviceSubtype	PipedNatGa	InstallDate	ClaimDate	Emission Factor		Efficiency		FuelUse	Non-Curtailment %		Emissions (tpy PM2.5)		
										EF_Old	EF_New	Eff_Old	Eff_New		B_all	B_reg	Before	After	Reduction
G-72833-A1	Fresno	Open Hearth Fireplace	Certified Wood Insert	2.9		Non-Catalytic	TRUE	3/11/2019	4/3/2019	22.7	5.8	7%	68%	0.299465	24%	59%	0.0013	0.0000	0.0012
G-72836-A1	Kern	Open Hearth Fireplace	Gas Insert				FALSE	4/5/2019	6/4/2019	22.7	0	7%	68%	0.299465	100%	0%	0.0052	0.0000	0.0052
G-72849-A1	Fresno	Non-Certified Wood Insert	Gas Insert				TRUE	2/27/2019	5/29/2019	29.5	0	54%	68%	2.1	24%	59%	0.0115	0.0000	0.0115
G-72852-A1	San Joaquin	Certified Wood Insert	Gas Insert				TRUE	3/9/2019	5/28/2019	14.5785	0	68%	68%	2.1	61%	38%	0.0143	0.0000	0.0143
G-72853-A1	Fresno	Open Hearth Fireplace	Gas Insert				FALSE	1/30/2019	2/12/2019	22.7	0	7%	68%	0.299465	100%	0%	0.0052	0.0000	0.0052
G-72864-A1	Fresno	Open Hearth Fireplace	Certified Pellet Insert	2.1		Non-Catalytic	FALSE	2/16/2019	3/5/2019	22.7	4.2	7%	68%	0.299465	100%	0%	0.0052	0.0001	0.0051
G-72915-A1	Stanislaus	Open Hearth Fireplace	Gas Insert				TRUE	2/6/2019	7/15/2019	22.7	0	7%	68%	0.299465	54%	44%	0.0028	0.0000	0.0028
G-72916-A1	Kern	Wood-Burning Firebox	Gas Insert				TRUE	2/13/2019	5/2/2019	22.7	0	7%	68%	0.299465	31%	51%	0.0016	0.0000	0.0016
G-72919-A1	Fresno	Non-Certified Wood Insert	Gas Insert				TRUE	2/27/2019	4/25/2019	29.5	0	54%	68%	2.1	24%	59%	0.0115	0.0000	0.0115
G-72922-A1	Stanislaus	Open Hearth Fireplace	Gas Insert				TRUE	4/4/2019	9/17/2019	22.7	0	7%	68%	0.299465	54%	44%	0.0028	0.0000	0.0028
G-72924-A1	Fresno	Wood-Burning Firebox	Gas Insert				TRUE	3/13/2019	6/12/2019	22.7	0	7%	68%	0.299465	24%	59%	0.0013	0.0000	0.0013
G-72926-A1	Fresno	Wood-Burning Firebox	Gas Insert				TRUE	2/18/2019	5/2/2019	22.7	0	7%	68%	0.299465	24%	59%	0.0013	0.0000	0.0013
G-72929-A1	Madera	Wood-Burning Firebox	Gas Insert				TRUE	3/8/2019	5/30/2019	22.7	0	7%	68%	0.299465	33%	57%	0.0017	0.0000	0.0017
G-72930-A1	San Joaquin	Open Hearth Fireplace	Gas Insert				TRUE	2/12/2019	3/20/2019	22.7	0	7%	68%	0.299465	61%	38%	0.0032	0.0000	0.0032
G-72931-A1	Stanislaus	Open Hearth Fireplace	Certified Wood Insert	4.5		75 Non-Catalytic	FALSE	2/7/2019	5/1/2019	22.7	9	7%	75%	0.299465	100%	0%	0.0052	0.0002	0.0050
G-72965-A1	Tulare	Non-Certified Wood Insert	Certified Wood Insert	4.5		71 Non-Catalytic	FALSE	3/23/2019	9/17/2019	29.5	9	54%	71%	2.1	100%	0%	0.0477	0.0111	0.0366
G-72967-A1	Tulare	Wood-Burning Firebox	Gas Fireplace				TRUE	3/4/2019	5/21/2019	22.7	0	7%	68%	0.299465	53%	43%	0.0028	0.0000	0.0028
G-72968-A1	Fresno	Non-Certified Wood Insert	Gas Fireplace				TRUE	7/12/2019	9/18/2019	29.5	0	54%	68%	2.1	24%	59%	0.0115	0.0000	0.0115
G-72969-A1	Fresno	Open Hearth Fireplace	Gas Insert				TRUE	5/4/2019	8/13/2019	22.7	0	7%	68%	0.299465	24%	59%	0.0013	0.0000	0.0013
G-72970-A1	San Joaquin	Open Hearth Fireplace	Certified Wood Insert	2.6		Non-Catalytic	TRUE	3/2/2019	5/7/2019	22.7	5.2	7%	68%	0.299465	61%	38%	0.0032	0.0001	0.0031
G-72971-A1	Kern	Wood-Burning Firebox	Gas Insert				TRUE	2/15/2019	5/2/2019	22.7	0	7%	68%	0.299465	31%	51%	0.0016	0.0000	0.0016
G-72972-A1	Stanislaus	Open Hearth Fireplace	Certified Pellet Insert	2.4		Non-Catalytic	TRUE	3/8/2019	7/16/2019	22.7	4.8	7%	68%	0.299465	54%	44%	0.0028	0.0001	0.0028
G-72982-A2	Fresno	Open Hearth Fireplace	Certified Wood Insert	1.9		78 Catalytic	FALSE	9/27/2019	11/6/2019	22.7	3.8	7%	78%	0.299465	100%	0%	0.0052	0.0001	0.0052
G-72995-A1	Kings	Non-Certified Wood Insert	Certified Wood Insert	2.6		Non-Catalytic	FALSE	2/14/2019	3/11/2019	29.5	5.2	54%	68%	2.1	100%	0%	0.0477	0.0067	0.0410
G-72996-A1	Tulare	Non-Certified Wood Insert	Certified Wood Insert	2.6		Non-Catalytic	FALSE	2/22/2019	3/21/2019	29.5	5.2	54%	68%	2.1	100%	0%	0.0477	0.0067	0.0410
G-72997-A1	Tulare	Non-Certified Wood Insert	Certified Wood Insert	2.5		Non-Catalytic	FALSE	4/14/2019	5/1/2019	29.5	5	54%	68%	2.1	100%	0%	0.0477	0.0064	0.0413
G-73000-A1	Stanislaus	Open Hearth Fireplace	Gas Insert				TRUE	2/15/2019	5/2/2019	22.7	0	7%	68%	0.299465	54%	44%	0.0028	0.0000	0.0028
G-73001-A1	Fresno	Open Hearth Fireplace	Certified Wood Insert	2.6		Non-Catalytic	FALSE	2/19/2019	5/2/2019	22.7	5.2	7%	68%	0.299465	100%	0%	0.0052	0.0001	0.0051
G-73003-A1	Fresno	Open Hearth Fireplace	Certified Pellet Insert	2.6		Non-Catalytic	FALSE	2/19/2019	3/21/2019	22.7	5.2	7%	68%	0.299465	100%	0%	0.0052	0.0001	0.0051
G-73004-A1	Fresno	Open Hearth Fireplace	Certified Wood Insert	2.6		Non-Catalytic	FALSE	3/8/2019	3/21/2019	22.7	5.2	7%	68%	0.299465	100%	0%	0.0052	0.0001	0.0051
G-73005-A1	Tulare	Open Hearth Fireplace	Gas Insert				TRUE	3/27/2019	4/2/2019	22.7	0	7%	68%	0.299465	53%	43%	0.0028	0.0000	0.0028
G-73007-A1	Fresno	Open Hearth Fireplace	Gas Insert				TRUE	3/27/2019	5/1/2019	22.7	0	7%	68%	0.299465	24%	59%	0.0013	0.0000	0.0013
G-73013-A1	Tulare	Wood-Burning Firebox	Certified Wood Insert	3.1		Non-Catalytic	TRUE	2/11/2019	3/5/2019	22.7	6.2	7%	68%	0.299465	53%	43%	0.0028	0.0001	0.0027
G-73027-A1	San Joaquin	Wood-Burning Firebox	Certified Pellet Insert	1.3		Non-Catalytic	TRUE	2/22/2019	5/2/2019	22.7	2.6	7%	68%	0.299465	61%	38%	0.0032	0.0000	0.0031
G-73030-A1	Tulare	Non-Certified Wood Insert	Certified Wood Insert	2.6		Non-Catalytic	FALSE	2/13/2019	3/5/2019	29.5	5.2	54%	68%	2.1	100%	0%	0.0477	0.0067	0.0410
G-73043-A1	Kern	Wood-Burning Firebox	Gas Fireplace				TRUE	2/25/2019	5/2/2019	22.7	0	7%	68%	0.299465	31%	51%	0.0016	0.0000	0.0016
G-73049-A1	Tulare	Open Hearth Fireplace	Certified Wood Insert	2.9		Non-Catalytic	TRUE	5/3/2019	7/31/2019	22.7	5.8	7%	68%	0.299465	53%	43%	0.0028	0.0001	0.0027
G-73050-A1	Tulare	Open Hearth Fireplace	Certified Wood Insert	2.9		Non-Catalytic	TRUE	4/3/2019	5/1/2019	22.7	5.8	7%	68%	0.299465	53%	43%	0.0028	0.0001	0.0027
G-73051-A1	Tulare	Open Hearth Fireplace	Certified Wood Insert	2.9		Non-Catalytic	TRUE	4/2/2019	5/1/2019	22.7	5.8	7%	68%	0.299465	53%	43%	0.0028	0.0001	0.0027
G-73055-A1	Fresno	Open Hearth Fireplace	Gas Insert				FALSE	9/12/2019	4/16/2019	22.7	0	7%	68%	0.299465	100%	0%	0.0052	0.0000	0.0052
G-73056-A1	Fresno	Open Hearth Fireplace	Certified Wood Insert	3.6		Non-Catalytic	FALSE	2/16/2019	5/2/2019	22.7	7.2	7%	68%	0.299465	100%	0%	0.0052	0.0002	0.0051
G-73061-A1	Madera	Open Hearth Fireplace	Certified Wood Insert	2.6		Non-Catalytic	TRUE	5/18/2019	5/29/2019	22.7	5.2	7%	68%	0.299465	33%	57%	0.0017	0.0001	0.0017
G-73063-A1	Fresno	Open Hearth Fireplace	Gas Insert				TRUE	2/18/2019	3/11/2019	22.7	0	7%	68%	0.299465	24%	59%	0.0013	0.0000	0.0013
G-73064-A1	Fresno	Open Hearth Fireplace	Gas Insert				TRUE	2/20/2019	5/2/2019	22.7	0	7%	68%	0.299465	24%	59%	0.0013	0.0000	0.0013
G-73065-A1	Madera	Non-Certified Wood Insert	Certified Wood Insert	4.1		Non-Catalytic	TRUE	2/22/2019	6/12/2019	29.5	8.2	54%	68%	2.1	33%	57%	0.0159	0.0043	0.0116
G-73066-A1	Kings	Open Hearth Fireplace	Gas Insert				TRUE	2/20/2019	5/2/2019	22.7	0	7%	68%	0.299465	48%	48%	0.0025	0.0000	0.0025
G-73068-A1	Fresno	Non-Certified Wood Insert	Gas Insert				TRUE	2/26/2019	5/2/2019	29.5	0	54%	68%	2.1	24%	59%	0.0115	0.0000	0.0115
G-73083-A1	San Joaquin	Open Hearth Fireplace	Gas Insert				TRUE	2/20/2019	9/18/2019	22.7	0	7%	68%	0.299465	61%	38%	0.0032	0.0000	0.0032
G-73086-A1	Fresno	Open Hearth Fireplace	Gas Insert				TRUE	2/18/2019	5/2/2019	22.7	0	7%	68%	0.299465	24%	59%	0.0013	0.0000	0.0013
G-73088-A1	Stanislaus	Wood-Burning Firebox	Gas Fireplace				TRUE	3/1/2019	5/15/2019	22.7	0	7%	68%	0.299465	54%	44%	0.0028	0.0000	0.0028
G-73089-A1	San Joaquin	Open Hearth Fireplace	Gas Insert				TRUE	3/1/2019	5/14/2019	22.7	0	7%	68%	0.299465	61%	38%	0.0032	0.0000	0.0032
G-73091-A1	Fresno	Freestanding Non-Certified Wood Stove	Freestanding Certified Pellet Stove	0.73		Non-Catalytic	FALSE	1/25/2019	5/29/2019	29.5	1.46	54%	68%	2.09	100%	0%	0.0475	0.0019	0.0456
G-73092-A1	Fresno	Certified Wood Insert	Gas Insert				TRUE	2/23/2019	5/2/2019	14.5785	0	68%	68%	2.1	24%	59%	0.0057	0.0000	0.0057
G-73110-A1	Fresno	Open Hearth Fireplace	Gas Insert				FALSE	3/27/2019	6/25/2019	22.7	0	7%	68%	0.299465	100%	0%	0.0052	0.0000	0.0052
G-73123-A1	Stanislaus	Open Hearth Fireplace	Gas Fireplace				TRUE	2/1/2019	5/2/2019	22.7	0	7%	68%	0.299465	54%	44%	0.0028	0.0000	0.0028
G-73125-A1	Madera	Open Hearth Fireplace	Certified Wood Insert	1.8		80 Catalytic	FALSE	7/18/2019	7/31/2019	22.7	3.6	7%	80%	0.299465	100%	0%	0.0052	0.0001	0.0052
G-73126-A1	Fresno	Open Hearth Fireplace	Gas Insert				TRUE	2/21/2019	5/29/2019	22.7	0	7%	68%	0.299465	24%	59%	0.0013	0.0000	0.0013
G-73140-A1	Tulare	Open Hearth Fireplace	Gas Insert				TRUE	7/1/2019	7/24/2019	22.7	0	7%	68%	0.299465	53%	43%	0.0028	0.0000	0.0028
G-73141-A1	Tulare	Open Hearth Fireplace	Certified Wood Insert	2.9		Non-Catalytic	FALSE	4/19/2019	6/11/2019	22.7	5.8	7%	68%	0.299465	100%	0%	0.0052	0.0001	0.0051
G-73171-A1	Kern	Wood-Burning Firebox	Gas Insert				FALSE	2/13/2019	4/16/2019	22.7	0	7%	68%	0.299465	100%	0%	0.0052	0.0000	0.0052
G-73172-A1	San Joaquin	Open Hearth Fireplace	Certified Wood Insert	3.5		73 Non-Catalytic	FALSE	4/12/2019	5/14/2019	22.7	7	7%	73%	0.299465	100%	0%	0.0052	0.0002	0.0051
G-73185-A1	Stanislaus	Freestanding Non-Certified Wood Stove	Freestanding Certified Wood Stove	2.9		Non-Catalytic	FALSE	2/8/2019	5/2/2019	29.5	5.8	54%	68%	1.55	100%	0%	0.0352	0.0055	0.0297
G-73188-A1	San Joaquin	Wood-Burning Firebox	Gas Fireplace				TRUE	3/29/2019	8/1/2019	22.7	0	7%	68%	0.299465	61%	38%	0.0032	0.0000	0.0032
G-73189-A1	Tulare	Non-Certified Wood Insert	Gas Fireplace				FALSE	3/26/2019	6/18/2019	29.5	0	54%	68%	2.1	100%	0%	0.0477	0.0000	0.0477
G-73191-A1	Tulare	Open Hearth Fireplace	Gas Insert				TRUE	2/12/2019	4/16/2019	22.7	0	7%	68%	0.299465	53%	43%	0.0028	0.0000	0.0028
G-73192-A1	Kern	Wood-Burning Firebox	Gas Insert				FALSE	2/21/2019	3/11/2019	22.7	0	7%	68%	0.299465	100%	0%	0.0052	0.0000	0.0052
G-73224-A1	Fresno	Non-Certified Wood Insert	Gas Insert				FALSE	2/27/2019	7/26/2019	29.5	0	54%	68%</						

SAN JOAQUIN VALLEY UNIFIED AIR POLLUTION CONTROL DISTRICT

2021 Annual Demonstration Report

August 31, 2022

Contract#	County	OldDeviceType	NewDeviceType	EmissionRating	OverallEfficiency	DeviceSubtype	PipedNatGa	InstallDate	ClaimDate	Emission Factor		Efficiency		FuelUse	Non-Curtailment %		Emissions (tpy PM2.5)		
										EF_Old	EF_New	Eff_Old	Eff_New		B_all	B_reg	Before	After	Reduction
G-73279-A1	Stanislaus	Wood-Burning Firebox	Certified Pellet Insert	2.4		Non-Catalytic	TRUE	2/20/2019	5/15/2019	22.7	4.8	7%	68%	0.299465	54%	44%	0.0028	0.0001	0.0028
G-73283-A1	Tulare	Open Hearth Fireplace	Gas Insert				TRUE	2/22/2019	3/21/2019	22.7	0	7%	68%	0.299465	53%	43%	0.0028	0.0000	0.0028
G-73285-A1	San Joaquin	Open Hearth Fireplace	Gas Insert				TRUE	4/1/2019	5/2/2019	22.7	0	7%	68%	0.299465	61%	38%	0.0032	0.0000	0.0032
G-73286-A1	Fresno	Wood-Burning Firebox	Certified Wood Insert	2.6		Non-Catalytic	FALSE	2/20/2019	3/11/2019	22.7	5.2	7%	68%	0.299465	100%	0%	0.0052	0.0001	0.0051
G-73287-A1	Fresno	Open Hearth Fireplace	Certified Wood Insert	2.6		Non-Catalytic	FALSE	2/22/2019	3/21/2019	22.7	5.2	7%	68%	0.299465	100%	0%	0.0052	0.0001	0.0051
G-73288-A1	Fresno	Open Hearth Fireplace	Certified Wood Insert	2.6		Non-Catalytic	FALSE	2/20/2019	3/21/2019	22.7	5.2	7%	68%	0.299465	100%	0%	0.0052	0.0001	0.0051
G-73292-A1	Tulare	Open Hearth Fireplace	Gas Insert				TRUE	3/5/2019	5/22/2019	22.7	0	7%	68%	0.299465	53%	43%	0.0028	0.0000	0.0028
G-73294-A1	Stanislaus	Wood-Burning Firebox	Gas Insert				TRUE	2/28/2019	5/28/2019	22.7	0	7%	68%	0.299465	54%	44%	0.0028	0.0000	0.0028
G-73295-A1	San Joaquin	Open Hearth Fireplace	Gas Insert				TRUE	2/26/2019	5/15/2019	22.7	0	7%	68%	0.299465	61%	38%	0.0032	0.0000	0.0032
G-73297-A1	Stanislaus	Open Hearth Fireplace	Gas Insert				FALSE	4/15/2019	7/26/2019	22.7	0	7%	68%	0.299465	100%	0%	0.0052	0.0000	0.0052
G-73300-A1	Fresno	Open Hearth Fireplace	Gas Insert				TRUE	2/5/2019	3/13/2019	22.7	0	7%	68%	0.299465	24%	59%	0.0013	0.0000	0.0013
G-73301-A1	Tulare	Open Hearth Fireplace	Certified Pellet Insert	2.1		Non-Catalytic	TRUE	12/1/2019	12/23/2019	22.7	4.2	7%	68%	0.299465	53%	43%	0.0028	0.0001	0.0027
G-73303-A1	Fresno	Open Hearth Fireplace	Gas Insert				TRUE	2/23/2019	5/2/2019	22.7	0	7%	68%	0.299465	24%	59%	0.0013	0.0000	0.0013
G-73305-A1	Fresno	Non-Certified Wood Insert	Gas Insert				TRUE	3/4/2019	3/27/2019	29.5	0	54%	68%	2.1	24%	59%	0.0115	0.0000	0.0115
G-73307-A1	Tulare	Open Hearth Fireplace	Gas Insert				TRUE	2/9/2019	3/5/2019	22.7	0	7%	68%	0.299465	53%	43%	0.0028	0.0000	0.0028
G-73326-A1	Kern	Freestanding Non-Certified Wood Stove	Freestanding Certified Wood Stove	2.7		72 Non-Catalytic	TRUE	4/15/2019	6/20/2019	29.5	5.4	54%	72%	1.57	31%	51%	0.0110	0.0019	0.0091
G-73328-A1	San Joaquin	Open Hearth Fireplace	Certified Wood Insert	3.5		Non-Catalytic	FALSE	3/13/2019	5/7/2019	22.7	7	7%	68%	0.299465	100%	0%	0.0052	0.0002	0.0051
G-73329-A1	Stanislaus	Open Hearth Fireplace	Gas Insert				TRUE	3/5/2019	5/29/2019	22.7	0	7%	68%	0.299465	54%	44%	0.0028	0.0000	0.0028
G-73330-A1	Fresno	Wood-Burning Firebox	Gas Insert				TRUE	2/28/2019	9/17/2019	22.7	0	7%	68%	0.299465	24%	59%	0.0013	0.0000	0.0013
G-73331-A1	Fresno	Open Hearth Fireplace	Gas Insert				TRUE	7/31/2019	10/17/2019	22.7	0	7%	68%	0.299465	24%	59%	0.0013	0.0000	0.0013
G-73332-A1	Fresno	Open Hearth Fireplace	Gas Insert				TRUE	5/18/2019	6/12/2019	22.7	0	7%	68%	0.299465	24%	59%	0.0013	0.0000	0.0013
G-73333-A1	Fresno	Open Hearth Fireplace	Gas Insert				FALSE	5/3/2019	5/29/2019	22.7	0	7%	68%	0.299465	100%	0%	0.0052	0.0000	0.0052
G-73334-A1	Stanislaus	Open Hearth Fireplace	Gas Insert				TRUE	2/20/2019	4/25/2019	22.7	0	7%	68%	0.299465	54%	44%	0.0028	0.0000	0.0028
G-73335-A1	Fresno	Wood-Burning Firebox	Gas Insert				TRUE	3/4/2019	5/28/2019	22.7	0	7%	68%	0.299465	24%	59%	0.0013	0.0000	0.0013
G-73336-A1	Fresno	Non-Certified Wood Insert	Certified Pellet Insert	1.1		Non-Catalytic	TRUE	3/7/2019	5/29/2019	29.5	2.2	54%	68%	2.1	24%	59%	0.0115	0.0009	0.0106
G-73337-A1	Fresno	Open Hearth Fireplace	Gas Insert				FALSE	3/6/2019	5/29/2019	22.7	0	7%	68%	0.299465	100%	0%	0.0052	0.0000	0.0052
G-73351-A1	San Joaquin	Wood-Burning Firebox	Gas Insert				FALSE	3/8/2019	5/21/2019	22.7	0	7%	68%	0.299465	100%	0%	0.0052	0.0000	0.0052
G-73370-A1	Tulare	Open Hearth Fireplace	Gas Insert				TRUE	2/21/2019	5/29/2019	22.7	0	7%	68%	0.299465	53%	43%	0.0028	0.0000	0.0028
G-73371-A1	San Joaquin	Wood-Burning Firebox	Gas Insert				TRUE	3/25/2019	7/16/2019	22.7	0	7%	68%	0.299465	61%	38%	0.0032	0.0000	0.0032
G-73372-A1	Fresno	Open Hearth Fireplace	Gas Insert				FALSE	2/5/2019	4/3/2019	22.7	0	7%	68%	0.299465	100%	0%	0.0052	0.0000	0.0052
G-73399-A1	Fresno	Open Hearth Fireplace	Certified Pellet Insert	2.1		Non-Catalytic	TRUE	2/16/2019	3/5/2019	22.7	4.2	7%	68%	0.299465	24%	59%	0.0013	0.0000	0.0012
G-73402-A1	Fresno	Wood-Burning Firebox	Gas Insert				TRUE	5/6/2019	8/14/2019	22.7	0	7%	68%	0.299465	24%	59%	0.0013	0.0000	0.0013
G-73403-A1	Fresno	Open Hearth Fireplace	Gas Insert				FALSE	3/18/2019	7/15/2019	22.7	0	7%	68%	0.299465	100%	0%	0.0052	0.0000	0.0052
G-73404-A1	Fresno	Wood-Burning Firebox	Gas Insert				TRUE	2/28/2019	5/28/2019	22.7	0	7%	68%	0.299465	24%	59%	0.0013	0.0000	0.0013
G-73406-A1	Madera	Freestanding Non-Certified Pellet Stove	Freestanding Gas Stove				TRUE	4/23/2019	5/7/2019	2.9	0	68%	68%	2.61	33%	57%	0.0019	0.0000	0.0019
G-73407-A1	Madera	Open Hearth Fireplace	Gas Insert				TRUE	4/3/2019	7/16/2019	22.7	0	7%	68%	0.299465	33%	57%	0.0017	0.0000	0.0017
G-73409-A1	Kern	Non-Certified Pellet Insert	Gas Insert				TRUE	2/22/2019	5/29/2019	2.9	0	68%	68%	2.1	31%	51%	0.0014	0.0000	0.0014
G-73425-A1	Kings	Open Hearth Fireplace	Certified Wood Insert	4.5		71 Non-Catalytic	TRUE	3/1/2019	5/15/2019	22.7	9	7%	71%	0.299465	48%	48%	0.0025	0.0001	0.0024
G-73430-A1	Tulare	Non-Certified Wood Insert	Certified Wood Insert	2.6		Non-Catalytic	TRUE	2/25/2019	4/10/2019	29.5	5.2	54%	68%	2.1	53%	43%	0.0254	0.0040	0.0215
G-73493-A1	San Joaquin	Open Hearth Fireplace	Certified Wood Insert	4.2		Non-Catalytic	TRUE	3/13/2019	6/20/2019	22.7	8.4	7%	68%	0.299465	61%	38%	0.0032	0.0001	0.0031
G-73494-A1	Stanislaus	Wood-Burning Firebox	Gas Fireplace				TRUE	2/22/2019	7/26/2019	22.7	0	7%	68%	0.299465	54%	44%	0.0028	0.0000	0.0028
G-73495-A1	Fresno	Freestanding Non-Certified Wood Stove	Freestanding Gas Stove				FALSE	2/29/2020	4/15/2020	29.5	0	54%	68%	2.09	100%	0%	0.0475	0.0000	0.0475
G-73497-A1	San Joaquin	Open Hearth Fireplace	Gas Insert				TRUE	3/12/2019	6/5/2019	22.7	0	7%	68%	0.299465	61%	38%	0.0032	0.0000	0.0032
G-73501-A1	San Joaquin	Freestanding Non-Certified Pellet Stove	Freestanding Gas Stove				TRUE	3/11/2019	7/16/2019	2.9	0	68%	68%	1.15	61%	38%	0.0016	0.0000	0.0016
G-73503-A1	San Joaquin	Open Hearth Fireplace	Gas Insert				TRUE	2/19/2019	4/18/2019	22.7	0	7%	68%	0.299465	61%	38%	0.0032	0.0000	0.0032
G-73506-A1	San Joaquin	Freestanding Non-Certified Wood Stove	Gas Fireplace				TRUE	3/19/2019	8/13/2019	29.5	0	54%	68%	1.15	61%	38%	0.0159	0.0000	0.0159
G-73507-A1	Fresno	Certified Wood Insert	Gas Insert				TRUE	3/6/2019	4/25/2019	14.5785	0	68%	68%	2.1	24%	59%	0.0057	0.0000	0.0057
G-73538-A1	Stanislaus	Open Hearth Fireplace	Certified Pellet Insert	0.7		78 Non-Catalytic	FALSE	3/15/2019	6/12/2019	22.7	1.4	7%	78%	0.299465	100%	0%	0.0052	0.0000	0.0052
G-73561-A1	San Joaquin	Wood-Burning Firebox	Certified Pellet Insert	1.3		Non-Catalytic	TRUE	2/23/2019	5/2/2019	22.7	2.6	7%	68%	0.299465	61%	38%	0.0032	0.0000	0.0031
G-73570-A1	San Joaquin	Open Hearth Fireplace	Certified Wood Insert	1.3		70 Non-Catalytic	TRUE	5/12/2019	8/14/2019	22.7	2.6	7%	70%	0.299465	61%	38%	0.0032	0.0000	0.0031
G-73573-A1	Stanislaus	Non-Certified Wood Insert	Certified Wood Insert	4.5		71 Non-Catalytic	TRUE	3/5/2019	5/29/2019	29.5	9	54%	71%	2.1	54%	44%	0.0258	0.0067	0.0192
G-73576-A1	Fresno	Wood-Burning Firebox	Gas Insert				TRUE	2/19/2019	5/2/2019	22.7	0	7%	68%	0.299465	24%	59%	0.0013	0.0000	0.0013
G-73578-A1	Tulare	Non-Certified Wood Insert	Gas Insert				TRUE	3/8/2019	5/29/2019	29.5	0	54%	68%	2.1	53%	43%	0.0254	0.0000	0.0254
G-73579-A1	San Joaquin	Open Hearth Fireplace	Gas Insert				TRUE	3/8/2019	5/28/2019	22.7	0	7%	68%	0.299465	61%	38%	0.0032	0.0000	0.0032
G-73631-A1	San Joaquin	Wood-Burning Firebox	Gas Insert				TRUE	4/6/2019	5/2/2019	22.7	0	7%	68%	0.299465	61%	38%	0.0032	0.0000	0.0032
G-73646-A1	Tulare	Open Hearth Fireplace	Certified Wood Insert	2.6		Non-Catalytic	FALSE	3/12/2019	8/8/2019	22.7	5.2	7%	68%	0.299465	100%	0%	0.0052	0.0001	0.0051
G-73647-A1	Tulare	Wood-Burning Firebox	Certified Wood Insert	2.6		Non-Catalytic	FALSE	3/1/2019	3/21/2019	22.7	5.2	7%	68%	0.299465	100%	0%	0.0052	0.0001	0.0051
G-73649-A1	San Joaquin	Open Hearth Fireplace	Gas Insert				TRUE	3/27/2019	7/16/2019	22.7	0	7%	68%	0.299465	61%	38%	0.0032	0.0000	0.0032
G-73651-A1	Stanislaus	Wood-Burning Firebox	Gas Fireplace				FALSE	2/27/2019	6/12/2019	22.7	0	7%	68%	0.299465	100%	0%	0.0052	0.0000	0.0052
G-73655-A1	Tulare	Freestanding Non-Certified Wood Stove	Freestanding Certified Wood Stove	4.2		Non-Catal													

SAN JOAQUIN VALLEY UNIFIED AIR POLLUTION CONTROL DISTRICT

2021 Annual Demonstration Report

August 31, 2022

Contract#	County	OldDeviceType	NewDeviceType	EmissionRating	OverallEfficiency	DeviceSubtype	PipedNatGa	InstallDate	ClaimDate	Emission Factor		Efficiency		FuelUse	Non-Curtailment %		Emissions (tpy PM2.5)		
										EF_Old	EF_New	Eff_Old	Eff_New		B _{all}	B _{reg}	Before	After	Reduction
G-73796-A1	Fresno	Open Hearth Fireplace	Gas Insert				TRUE	3/2/2019	3/21/2019	22.7	0	7%	68%	0.299465	24%	59%	0.0013	0.0000	0.0013
G-73830-A1	Fresno	Open Hearth Fireplace	Gas Insert				TRUE	3/16/2019	3/27/2019	22.7	0	7%	68%	0.299465	24%	59%	0.0013	0.0000	0.0013
G-73853-A1	Kern	Open Hearth Fireplace	Gas Insert				TRUE	4/12/2019	7/26/2019	22.7	0	7%	68%	0.299465	31%	51%	0.0016	0.0000	0.0016
G-73854-A1	Fresno	Open Hearth Fireplace	Gas Insert				TRUE	2/21/2019	5/2/2019	22.7	0	7%	68%	0.299465	24%	59%	0.0013	0.0000	0.0013
G-73855-A1	Fresno	Open Hearth Fireplace	Gas Insert				TRUE	3/6/2019	5/22/2019	22.7	0	7%	68%	0.299465	24%	59%	0.0013	0.0000	0.0013
G-73857-A1	Fresno	Open Hearth Fireplace	Gas Insert				TRUE	3/15/2019	5/29/2019	22.7	0	7%	68%	0.299465	24%	59%	0.0013	0.0000	0.0013
G-73861-A1	Tulare	Open Hearth Fireplace	Certified Wood Insert	2.9		Non-Catalytic	TRUE	5/3/2019	7/24/2019	22.7	5.8	7%	68%	0.299465	53%	43%	0.0028	0.0001	0.0027
G-73862-A1	Merced	Wood-Burning Firebox	Certified Wood Insert	2.6		Non-Catalytic	FALSE	3/15/2019	6/11/2019	22.7	5.2	7%	68%	0.299465	100%	0%	0.0052	0.0001	0.0051
G-73865-A1	Fresno	Open Hearth Fireplace	Certified Wood Insert	1.6		73 Non-Catalytic	FALSE	6/29/2019	7/24/2019	22.7	3.2	7%	73%	0.299465	100%	0%	0.0052	0.0001	0.0052
G-73867-A1	Fresno	Wood-Burning Firebox	Gas Insert				TRUE	3/5/2019	3/21/2019	22.7	0	7%	68%	0.299465	24%	59%	0.0013	0.0000	0.0013
G-73868-A1	Tulare	Open Hearth Fireplace	Gas Insert				TRUE	4/3/2019	5/1/2019	22.7	0	7%	68%	0.299465	53%	43%	0.0028	0.0000	0.0028
G-73869-A1	Tulare	Open Hearth Fireplace	Gas Insert				TRUE	3/7/2019	3/20/2019	22.7	0	7%	68%	0.299465	53%	43%	0.0028	0.0000	0.0028
G-73871-A1	Kern	Non-Certified Pellet Insert	Gas Insert				TRUE	2/12/2019	6/12/2019	2.9	0	68%	68%	2.1	31%	51%	0.0014	0.0000	0.0014
G-73874-A1	Kern	Open Hearth Fireplace	Gas Insert				TRUE	2/20/2019	4/3/2019	22.7	0	7%	68%	0.299465	31%	51%	0.0016	0.0000	0.0016
G-73878-A1	Stanislaus	Wood-Burning Firebox	Gas Insert				FALSE	3/11/2019	6/12/2019	22.7	0	7%	68%	0.299465	100%	0%	0.0052	0.0000	0.0052
G-73880-A1	Tulare	Open Hearth Fireplace	Gas Insert				TRUE	2/27/2019	3/11/2019	22.7	0	7%	68%	0.299465	53%	43%	0.0028	0.0000	0.0028
G-73882-A1	San Joaquin	Wood-Burning Firebox	Gas Fireplace				TRUE	2/28/2019	5/8/2019	22.7	0	7%	68%	0.299465	61%	38%	0.0032	0.0000	0.0032
G-73885-A1	San Joaquin	Open Hearth Fireplace	Gas Insert				TRUE	3/20/2019	4/2/2019	22.7	0	7%	68%	0.299465	61%	38%	0.0032	0.0000	0.0032
G-73886-A1	Fresno	Open Hearth Fireplace	Gas Insert				FALSE	4/4/2019	4/16/2019	22.7	0	7%	68%	0.299465	100%	0%	0.0052	0.0000	0.0052
G-73887-A1	San Joaquin	Freestanding Non-Certified Wood Stove	Freestanding Gas Stove				TRUE	4/9/2019	4/25/2019	29.5	0	54%	68%	1.15	61%	38%	0.0159	0.0000	0.0159
G-73892-A1	Fresno	Open Hearth Fireplace	Gas Insert				TRUE	4/19/2019	5/2/2019	22.7	0	7%	68%	0.299465	24%	59%	0.0013	0.0000	0.0013
G-73894-A1	Fresno	Wood-Burning Firebox	Gas Insert				TRUE	3/2/2019	4/2/2019	22.7	0	7%	68%	0.299465	24%	59%	0.0013	0.0000	0.0013
G-73896-A1	Tulare	Open Hearth Fireplace	Gas Insert				TRUE	3/15/2019	3/27/2019	22.7	0	7%	68%	0.299465	53%	43%	0.0028	0.0000	0.0028
G-73919-A1	Fresno	Open Hearth Fireplace	Gas Insert				TRUE	4/4/2019	7/16/2019	22.7	0	7%	68%	0.299465	24%	59%	0.0013	0.0000	0.0013
G-73922-A1	Stanislaus	Non-Certified Wood Insert	Gas Insert				TRUE	2/20/2019	5/2/2019	29.5	0	54%	68%	2.1	54%	44%	0.0258	0.0000	0.0258
G-73924-A1	Fresno	Wood-Burning Firebox	Certified Wood Insert	1.9		Non-Catalytic	TRUE	3/7/2019	5/28/2019	22.7	3.8	7%	68%	0.299465	24%	59%	0.0013	0.0000	0.0012
G-73926-A1	Tulare	Open Hearth Fireplace	Certified Wood Insert	2.6		Non-Catalytic	FALSE	3/27/2019	4/2/2019	22.7	5.2	7%	68%	0.299465	100%	0%	0.0052	0.0001	0.0051
G-73927-A1	Tulare	Non-Certified Wood Insert	Certified Wood Insert	2.6		Non-Catalytic	FALSE	3/19/2019	4/2/2019	29.5	5.2	54%	68%	2.1	100%	0%	0.0477	0.0067	0.0410
G-73929-A1	Fresno	Open Hearth Fireplace	Gas Insert				TRUE	3/14/2019	3/27/2019	22.7	0	7%	68%	0.299465	24%	59%	0.0013	0.0000	0.0013
G-73931-A1	Stanislaus	Open Hearth Fireplace	Gas Insert				TRUE	3/14/2019	6/12/2019	22.7	0	7%	68%	0.299465	54%	44%	0.0028	0.0000	0.0028
G-73959-A2	Stanislaus	Open Hearth Fireplace	Gas Insert				TRUE	10/17/2019	1/9/2020	22.7	0	7%	68%	0.299465	54%	44%	0.0028	0.0000	0.0028
G-73960-A1	San Joaquin	Freestanding Non-Certified Wood Stove	Freestanding Gas Stove				FALSE	3/26/2019	7/16/2019	29.5	0	54%	68%	1.15	100%	0%	0.0261	0.0000	0.0261
G-73961-A1	Madera	Freestanding Non-Certified Wood Stove	Freestanding Certified Wood Stove	4.5		75 Non-Catalytic	TRUE	5/20/2019	5/29/2019	29.5	9	54%	75%	2.61	33%	57%	0.0198	0.0054	0.0144
G-73972-A1	San Joaquin	Wood-Burning Firebox	Gas Insert				TRUE	3/20/2019	6/18/2019	22.7	0	7%	68%	0.299465	61%	38%	0.0032	0.0000	0.0032
G-73976-A1	Fresno	Open Hearth Fireplace	Certified Wood Insert	2.6		Non-Catalytic	TRUE	3/12/2019	3/25/2019	22.7	5.2	7%	68%	0.299465	24%	59%	0.0013	0.0000	0.0012
G-73977-A1	Madera	Freestanding Certified Wood Stove	Freestanding Gas Stove				TRUE	2/25/2019	4/18/2019	14.5785	0	68%	68%	2.61	33%	57%	0.0098	0.0000	0.0098
G-73981-A1	Tulare	Open Hearth Fireplace	Gas Insert				TRUE	3/5/2019	5/29/2019	22.7	0	7%	68%	0.299465	53%	43%	0.0028	0.0000	0.0028
G-73983-A1	Fresno	Non-Certified Wood Insert	Certified Wood Insert	4.1		Non-Catalytic	FALSE	3/28/2019	7/26/2019	29.5	8.2	54%	68%	2.1	100%	0%	0.0477	0.0105	0.0372
G-73985-A1	Kings	Certified Wood Insert	Gas Insert				TRUE	2/21/2019	5/2/2019	14.5785	0	68%	68%	2.1	48%	48%	0.0112	0.0000	0.0112
G-73990-A1	Fresno	Wood-Burning Firebox	Certified Wood Insert	2.6		Non-Catalytic	FALSE	3/13/2019	4/16/2019	22.7	5.2	7%	68%	0.299465	100%	0%	0.0052	0.0001	0.0051
G-73991-A1	Fresno	Wood-Burning Firebox	Certified Wood Insert	2.6		Non-Catalytic	FALSE	3/8/2019	4/16/2019	22.7	5.2	7%	68%	0.299465	100%	0%	0.0052	0.0001	0.0051
G-74059-A1	Fresno	Non-Certified Wood Insert	Certified Wood Insert	2.6		Non-Catalytic	FALSE	2/23/2019	3/21/2019	29.5	5.2	54%	68%	2.1	100%	0%	0.0477	0.0067	0.0410
G-74061-A1	Fresno	Open Hearth Fireplace	Gas Fireplace				TRUE	2/26/2019	7/23/2019	22.7	0	7%	68%	0.299465	24%	59%	0.0013	0.0000	0.0013
G-74062-A1	Kern	Wood-Burning Firebox	Gas Insert				TRUE	4/1/2019	7/15/2019	22.7	0	7%	68%	0.299465	31%	51%	0.0016	0.0000	0.0016
G-74063-A1	Fresno	Open Hearth Fireplace	Gas Insert				FALSE	2/20/2019	5/28/2019	22.7	0	7%	68%	0.299465	100%	0%	0.0052	0.0000	0.0052
G-74070-A1	Fresno	Open Hearth Fireplace	Gas Insert				TRUE	3/4/2019	4/10/2019	22.7	0	7%	68%	0.299465	24%	59%	0.0013	0.0000	0.0013
G-74071-A1	Fresno	Wood-Burning Firebox	Certified Pellet Insert	1.1		Non-Catalytic	TRUE	3/9/2019	6/10/2019	22.7	2.2	7%	68%	0.299465	24%	59%	0.0013	0.0000	0.0012
G-74072-A1	Kern	Open Hearth Fireplace	Gas Insert				TRUE	3/1/2019	9/17/2019	22.7	0	7%	68%	0.299465	31%	51%	0.0016	0.0000	0.0016
G-74073-A1	Tulare	Open Hearth Fireplace	Gas Insert				TRUE	3/4/2019	5/28/2019	22.7	0	7%	68%	0.299465	53%	43%	0.0028	0.0000	0.0028
G-74074-A1	Madera	Open Hearth Fireplace	Certified Wood Insert	2.6		Non-Catalytic	TRUE	3/17/2019	3/27/2019	22.7	5.2	7%	68%	0.299465	33%	57%	0.0017	0.0001	0.0017
G-74099-A1	San Joaquin	Certified Pellet Insert	Gas Insert				TRUE	3/21/2019	6/4/2019	2.9	0	68%	68%	2.1	61%	38%	0.0029	0.0000	0.0029
G-74106-A1	San Joaquin	Open Hearth Fireplace	Gas Insert				TRUE	3/11/2019	3/19/2019	22.7	0	7%	68%	0.299465	61%	38%	0.0032	0.0000	0.0032
G-74107-A1	Stanislaus	Open Hearth Fireplace	Gas Insert				TRUE	3/14/2019	7/15/2019	22.7	0	7%	68%	0.299465	54%	44%	0.0028	0.0000	0.0028
G-74109-A1	Stanislaus	Freestanding Certified Wood Stove	Gas Fireplace				FALSE	4/2/2019	8/14/2019	14.5785	0	68%	68%	1.55	100%	0%	0.0174	0.0000	0.0174
G-74112-A1	Stanislaus	Open Hearth Fireplace	Gas Insert				TRUE	3/19/2019	7/16/2019	22.7	0	7%	68%	0.299465	54%	44%	0.0028	0.0000	0.0028
G-74123-A1	Kern	Open Hearth Fireplace	Gas Insert				FALSE	8/27/2019	10/16/2019	22.7	0	7%	68%	0.299465	100%	0%	0.0052	0.0000	0.0052
G-74124-A1	Kern	Open Hearth Fireplace	Gas Insert				TRUE	3/5/2019	5/29/2019	22.7	0	7%	68%	0.299465	31%	51%	0.0016	0.0000	0.0016
G-74146-A1	Tulare	Open Hearth Fireplace	Gas Insert				TRUE	3/23/2019	4/3/2019	22.7	0	7%	68%	0.299465	53%	43%	0.0028	0.0000	0.0028
G-74149-A1	Fresno	Open Hearth Fireplace	Gas Insert				TRUE	4/2/2019	6/5/2019	22.7	0	7%	68%	0.299465	24%	59%	0.0013	0.0000	0.0013
G-74150-A1	Stanislaus	Freestanding Non-Certified Wood Stove	Gas Fireplace				TRUE	5/1/2019	8/14/2019	29.5	0	54%	68%	1.55	54%	44%	0.0191	0.0000	0.0191
G-74155-A1	Tulare	Open Hearth Fireplace	Gas Insert				TRUE	4/4/2019	7/26/2019	22.7	0	7%	68%	0.299465	53%	43%	0.0028	0.0000	0.0028
G-74156-A1	Fresno	Open Hearth Fireplace	Certified Wood Insert	2.6		Non-Catalytic	TRUE	2/24/2019	8/8/2019	22.7	5.2	7%	68%	0.299465	24%	59%	0.0013	0.0000	0.0012
G-74165-A1	Fresno	Non-Certified Wood Insert	Certified Wood Insert	2.6		Non-Catalytic	TRUE	3/31/2019	4/16/2019	29.5	5.2	54%	68%	2.1	24%	59%	0.0115	0.0022	0.0094
G-74173-A1	San Joaquin	Open Hearth Fireplace	Gas Insert				TRUE	3/13/2019	5/29/2019	22.7	0	7%	68%	0.299465	61%	38%	0.0032	0.0000	0.0032
G-74174-A1	Fresno	Open Hearth Fireplace	Gas Insert				TRUE	3/19/2019	4/3/2019	22.7	0	7%	68%	0.299465	24%	59%	0.0013	0.0000	0.0013
G-74236-A1	Fresno	Open Hearth Fireplace	Certified Wood Insert	2.6		Non-Catalytic	FALSE	3/24/2019	4/3/2019	22.7	5.2	7%	68%	0.299465	100%	0%	0.0052	0.0001	0.0051
G-74246-A1	San Joaquin	Wood-Burning Firebox	Gas Insert				TRUE	3/4/2019	6/10/2019	22.7	0	7%	68%	0.299465	61%	38%	0.0032	0.0000	0.0032
G-74248-A1	Tulare																		

SAN JOAQUIN VALLEY UNIFIED AIR POLLUTION CONTROL DISTRICT

2021 Annual Demonstration Report

August 31, 2022

Contract#	County	OldDeviceType	NewDeviceType	EmissionRating	OverallEfficiency	DeviceSubtype	PipedNatGa	InstallDate	ClaimDate	Emission Factor		Efficiency		FuelUse	Non-Curtailment %		Emissions (tpy PM2.5)		
										EF_Old	EF_New	Eff_Old	Eff_New		B_all	B_reg	Before	After	Reduction
G-74369-A1	Merced	Wood-Burning Firebox	Gas Insert				TRUE	4/5/2019	6/5/2019	22.7	0	7%	68%	0.299465	68%	32%	0.0035	0.0000	0.0035
G-74370-A1	Fresno	Wood-Burning Firebox	Certified Wood Insert	2.9		Non-Catalytic	TRUE	4/5/2019	5/1/2019	22.7	5.8	7%	68%	0.299465	24%	59%	0.0013	0.0000	0.0012
G-74373-A1	Fresno	Open Hearth Fireplace	Certified Wood Insert	2.6		Non-Catalytic	FALSE	3/17/2019	3/27/2019	22.7	5.2	7%	68%	0.299465	100%	0%	0.0052	0.0001	0.0051
G-74376-A1	Stanislaus	Open Hearth Fireplace	Gas Insert				FALSE	3/5/2019	4/25/2019	22.7	0	7%	68%	0.299465	100%	0%	0.0052	0.0000	0.0052
G-74378-A2	Kern	Certified Pellet Insert	Gas Insert				TRUE	10/10/2019	11/21/2019	2.9	0	68%	68%	2.1	31%	51%	0.0014	0.0000	0.0014
G-74394-A1	Fresno	Open Hearth Fireplace	Certified Wood Insert	4.1		Non-Catalytic	TRUE	3/22/2019	7/26/2019	22.7	8.2	7%	68%	0.299465	24%	59%	0.0013	0.0001	0.0012
G-74397-A1	Madera	Open Hearth Fireplace	Gas Insert				FALSE	4/3/2019	7/26/2019	22.7	0	7%	68%	0.299465	100%	0%	0.0052	0.0000	0.0052
G-74399-A1	Madera	Freestanding Non-Certified Wood Stove	Freestanding Certified Pellet Stove	1.1		Non-Catalytic	TRUE	3/21/2019	7/23/2019	29.5	2.2	54%	68%	2.61	33%	57%	0.0198	0.0014	0.0183
G-74400-A1	San Joaquin	Open Hearth Fireplace	Gas Insert				TRUE	12/10/2019	1/14/2020	22.7	0	7%	68%	0.299465	61%	38%	0.0032	0.0000	0.0032
G-74425-A1	Stanislaus	Open Hearth Fireplace	Certified Pellet Insert	2.1		Non-Catalytic	FALSE	5/25/2019	6/5/2019	22.7	4.2	7%	68%	0.299465	100%	0%	0.0052	0.0001	0.0051
G-74429-A1	Kern	Open Hearth Fireplace	Gas Insert				TRUE	5/29/2019	6/12/2019	22.7	0	7%	68%	0.299465	31%	51%	0.0016	0.0000	0.0016
G-74473-A1	Fresno	Freestanding Certified Wood Stove	Freestanding Gas Stove				TRUE	4/4/2019	7/16/2019	14.5785	0	68%	68%	2.09	24%	59%	0.0057	0.0000	0.0057
G-74474-A1	San Joaquin	Open Hearth Fireplace	Gas Insert				TRUE	3/12/2019	6/12/2019	22.7	0	7%	68%	0.299465	61%	38%	0.0032	0.0000	0.0032
G-74476-A1	San Joaquin	Wood-Burning Firebox	Gas Insert				TRUE	3/30/2019	6/4/2019	22.7	0	7%	68%	0.299465	61%	38%	0.0032	0.0000	0.0032
G-74487-A1	Stanislaus	Open Hearth Fireplace	Certified Wood Insert	2.6		Non-Catalytic	TRUE	2/25/2019	5/2/2019	22.7	5.2	7%	68%	0.299465	54%	44%	0.0028	0.0001	0.0028
G-74498-A1	San Joaquin	Open Hearth Fireplace	Gas Insert				TRUE	3/29/2019	7/26/2019	22.7	0	7%	68%	0.299465	61%	38%	0.0032	0.0000	0.0032
G-74499-A1	San Joaquin	Wood-Burning Firebox	Certified Wood Insert	3.9		Non-Catalytic	TRUE	3/27/2019	7/26/2019	22.7	7.8	7%	68%	0.299465	61%	38%	0.0032	0.0001	0.0031
G-74500-A1	Stanislaus	Wood-Burning Firebox	Gas Insert				TRUE	3/8/2019	5/28/2019	22.7	0	7%	68%	0.299465	54%	44%	0.0028	0.0000	0.0028
G-74501-A1	San Joaquin	Open Hearth Fireplace	Gas Insert				TRUE	4/5/2019	5/29/2019	22.7	0	7%	68%	0.299465	61%	38%	0.0032	0.0000	0.0032
G-74502-A1	Madera	Open Hearth Fireplace	Certified Wood Insert	2.6		Non-Catalytic	FALSE	3/30/2019	4/16/2019	22.7	5.2	7%	68%	0.299465	100%	0%	0.0052	0.0001	0.0051
G-74504-A1	Fresno	Open Hearth Fireplace	Certified Wood Insert	2.6		Non-Catalytic	FALSE	3/21/2019	4/2/2019	22.7	5.2	7%	68%	0.299465	100%	0%	0.0052	0.0001	0.0051
G-74506-A1	San Joaquin	Certified Wood Insert	Gas Insert				TRUE	4/18/2019	5/22/2019	14.5785	0	68%	68%	2.1	61%	38%	0.0143	0.0000	0.0143
G-74507-A2	Fresno	Open Hearth Fireplace	Gas Insert				TRUE	6/3/2019	6/25/2019	22.7	0	7%	68%	0.299465	24%	59%	0.0013	0.0000	0.0013
G-74512-A1	Fresno	Non-Certified Wood Insert	Certified Wood Insert	2.6		Non-Catalytic	FALSE	3/12/2019	4/2/2019	29.5	5.2	54%	68%	2.1	100%	0%	0.0477	0.0067	0.0410
G-74514-A1	Tulare	Open Hearth Fireplace	Gas Insert				FALSE	3/28/2019	4/16/2019	22.7	0	7%	68%	0.299465	100%	0%	0.0052	0.0000	0.0052
G-74515-A1	Tulare	Open Hearth Fireplace	Gas Insert				TRUE	3/18/2019	6/4/2019	22.7	0	7%	68%	0.299465	53%	43%	0.0028	0.0000	0.0028
G-74516-A1	Fresno	Open Hearth Fireplace	Certified Wood Insert	2.6		Non-Catalytic	FALSE	3/30/2019	4/16/2019	22.7	5.2	7%	68%	0.299465	100%	0%	0.0052	0.0001	0.0051
G-74517-A1	Fresno	Open Hearth Fireplace	Certified Wood Insert	2.6		Non-Catalytic	TRUE	3/22/2019	4/2/2019	22.7	5.2	7%	68%	0.299465	24%	59%	0.0013	0.0000	0.0012
G-74521-A1	Tulare	Non-Certified Wood Insert	Gas Insert				TRUE	3/21/2019	5/22/2019	29.5	0	54%	68%	2.1	53%	43%	0.0254	0.0000	0.0254
G-74524-A1	Kern	Wood-Burning Firebox	Gas Insert				FALSE	3/18/2019	6/5/2019	22.7	0	7%	68%	0.299465	100%	0%	0.0052	0.0000	0.0052
G-74528-A1	San Joaquin	Freestanding Non-Certified Wood Stove	Freestanding Certified Wood Stove	3.1		Non-Catalytic	FALSE	4/27/2019	8/5/2019	29.5	6.2	54%	68%	1.15	100%	0%	0.0261	0.0044	0.0218
G-74533-A1	Tulare	Open Hearth Fireplace	Certified Wood Insert	2.6		Non-Catalytic	TRUE	3/8/2019	4/2/2019	22.7	5.2	7%	68%	0.299465	53%	43%	0.0028	0.0001	0.0027
G-74552-A1	Fresno	Open Hearth Fireplace	Gas Insert				TRUE	4/17/2019	7/26/2019	22.7	0	7%	68%	0.299465	24%	59%	0.0013	0.0000	0.0013
G-74554-A1	Tulare	Open Hearth Fireplace	Gas Insert				TRUE	3/22/2019	5/21/2019	22.7	0	7%	68%	0.299465	53%	43%	0.0028	0.0000	0.0028
G-74556-A1	Fresno	Wood-Burning Firebox	Gas Insert				TRUE	5/9/2019	7/16/2019	22.7	0	7%	68%	0.299465	24%	59%	0.0013	0.0000	0.0013
G-74557-A1	Fresno	Open Hearth Fireplace	Gas Insert				TRUE	4/6/2019	6/20/2019	22.7	0	7%	68%	0.299465	24%	59%	0.0013	0.0000	0.0013
G-74558-A1	Fresno	Open Hearth Fireplace	Gas Insert				TRUE	3/14/2019	7/26/2019	22.7	0	7%	68%	0.299465	24%	59%	0.0013	0.0000	0.0013
G-74559-A1	Fresno	Open Hearth Fireplace	Gas Insert				TRUE	4/8/2019	7/26/2019	22.7	0	7%	68%	0.299465	24%	59%	0.0013	0.0000	0.0013
G-74560-A1	Fresno	Open Hearth Fireplace	Gas Insert				TRUE	5/2/2019	9/17/2019	22.7	0	7%	68%	0.299465	24%	59%	0.0013	0.0000	0.0013
G-74561-A1	Fresno	Open Hearth Fireplace	Gas Insert				TRUE	3/14/2019	5/22/2019	22.7	0	7%	68%	0.299465	24%	59%	0.0013	0.0000	0.0013
G-74563-A1	Fresno	Certified Wood Insert	Gas Insert				TRUE	3/28/2019	7/15/2019	14.5785	0	68%	68%	2.1	24%	59%	0.0057	0.0000	0.0057
G-74564-A1	Stanislaus	Wood-Burning Firebox	Gas Insert				FALSE	3/21/2019	6/18/2019	22.7	0	7%	68%	0.299465	100%	0%	0.0052	0.0000	0.0052
G-74568-A1	Tulare	Open Hearth Fireplace	Gas Insert				TRUE	3/27/2019	6/20/2019	22.7	0	7%	68%	0.299465	53%	43%	0.0028	0.0000	0.0028
G-74569-A1	Fresno	Open Hearth Fireplace	Gas Insert				TRUE	5/9/2019	6/20/2019	22.7	0	7%	68%	0.299465	24%	59%	0.0013	0.0000	0.0013
G-74570-A1	Stanislaus	Open Hearth Fireplace	Gas Insert				TRUE	3/25/2019	6/12/2019	22.7	0	7%	68%	0.299465	54%	44%	0.0028	0.0000	0.0028
G-74576-A1	Kings	Non-Certified Wood Insert	Certified Pellet Insert	2.1		Non-Catalytic	TRUE	3/12/2019	5/29/2019	29.5	4.2	54%	68%	2.1	48%	48%	0.0227	0.0029	0.0197
G-74577-A1	Stanislaus	Non-Certified Wood Insert	Gas Insert				TRUE	3/20/2019	6/18/2019	29.5	0	54%	68%	2.1	54%	44%	0.0258	0.0000	0.0258
G-74579-A1	Fresno	Freestanding Non-Certified Pellet Stove	Freestanding Certified Pellet Stove	1.8		Non-Catalytic	FALSE	3/27/2019	4/16/2019	2.9	3.6	68%	68%	2.09	100%	0%	0.0047	0.0058	-0.0011
G-74582-A1	Fresno	Non-Certified Wood Insert	Certified Wood Insert	2.7		Non-Catalytic	TRUE	5/28/2019	11/6/2019	29.5	5.4	54%	68%	2.1	24%	59%	0.0115	0.0023	0.0093
G-74583-A1	Fresno	Non-Certified Pellet Insert	Gas Insert				TRUE	3/23/2019	7/24/2019	2.9	0	68%	68%	2.1	24%	59%	0.0011	0.0000	0.0011
G-74585-A1	Fresno	Wood-Burning Firebox	Gas Insert				TRUE	3/18/2019	6/12/2019	22.7	0	7%	68%	0.299465	24%	59%	0.0013	0.0000	0.0013
G-74586-A1	Fresno	Open Hearth Fireplace	Gas Insert				FALSE	3/13/2019	6/5/2019	22.7	0	7%	68%	0.299465	100%	0%	0.0052	0.0000	0.0052
G-74588-A1	Fresno	Open Hearth Fireplace	Certified Pellet Insert	1.1		Non-Catalytic	FALSE	3/28/2019	7/26/2019	22.7	2.2	7%	68%	0.299465	100%	0%	0.0052	0.0001	0.0052
G-74589-A1	Stanislaus	Wood-Burning Firebox	Gas Fireplace				TRUE	6/20/2019	9/17/2019	22.7	0	7%	68%	0.299465	54%	44%	0.0028	0.0000	0.0028
G-74591-A1	Merced	Freestanding Certified Wood Stove	Freestanding Gas Stove				TRUE	4/23/2019	7/26/2019	14.5785	0	68%	68%	2.67	68%	32%	0.0202	0.0000	0.0202
G-74592-A1	Kern	Wood-Burning Firebox	Gas Insert				TRUE	7/23/2019	9/12/2019	22.7	0	7%	68%	0.299465	31%	51%	0.0016	0.0000	0.0016
G-74615-A1	San Joaquin	Wood-Burning Firebox	Gas Insert				TRUE	3/22/2019	7/26/2019	22.7	0	7%	68%	0.299465	61%	38%	0.0032	0.0000	0.0032
G-74616-A1	Fresno	Wood-Burning Firebox	Gas Insert				TRUE	3/30/2019	4/10/2019	22.7	0	7%	68%	0.299465	24%	59%	0.0013	0.0000	0.0013
G-74618-A1	Stanislaus	Open Hearth Fireplace	Gas Insert				TRUE	5/2/2019	7/26/2019	22.7	0	7%	68%	0.299465	54%	44%	0.0028	0.0000	0.0028
G-74619-A1	Kings	Wood-Burning Firebox	Gas Insert				TRUE	3/25/2019	6/12/2019	22.7	0	7%	68%	0.299465	48%	48%	0.0025	0.0000	0.0025
G-74620-A1	Kern	Open Hearth Fireplace	Gas Insert				FALSE	5/29/2019	8/14/2019	22.7	0	7%	68%	0.299465	100%	0%	0.0052	0.0000	0.0052
G-74621-A1	Stanislaus	Open Hearth Fireplace	Certified Pellet Insert	0.66		Non-Catalytic	TRUE	5/28/2019	6/20/2019	22.7	1.32	7%	68%	0.299465	54%	44%	0.0028	0.0000	0.0028
G-74639-A1	Madera	Open Hearth Fireplace	Certified Pellet Insert	2.1		Non-Catalytic	TRUE	3/16/2019	3/27/2019	22.7	4.2	7%	68%	0.299465	33%	57%	0.0017	0.0000	0.0017
G-74642-A1	Fresno	Wood-Burning Firebox	Gas Insert				TRUE	3/16/2019	5/29/2019	22.7	0	7%	68%	0.299465	24%	59%	0.0013	0.0000	0.0013
G-74661-A1	Tulare	Open Hearth Fireplace	Gas Insert				FALSE	3/23/2019	5/1/2019	22.7	0	7%	68%	0.299465	100%	0%	0.0052	0.0000	0.0052
G-74663-A2	Stanislaus	Open Hearth Fireplace	Gas Insert				TRUE	10/28/2019	1/14/2020	22.7	0	7%	68%	0.299465	54%	44%	0.0028	0.0000	0.0028
G-74664-A1	Tulare	Open Hearth Fireplace	Gas Insert				TRUE	3/28/2019	6/18/2019	22.7	0	7%	68%	0.299465	53%	43%			

SAN JOAQUIN VALLEY UNIFIED AIR POLLUTION CONTROL DISTRICT

2021 Annual Demonstration Report

August 31, 2022

Contract#	County	OldDeviceType	NewDeviceType	EmissionRating	OverallEfficiency	DeviceSubtype	PipedNatGa	InstallDate	ClaimDate	Emission Factor		Efficiency		FuelUse	Non-Curtailment %		Emissions (tpy PM2.5)		
										EF_Old	EF_New	Eff_Old	Eff_New		B _{all}	B _{reg}	Before	After	Reduction
G-74761-A1	Tulare	Open Hearth Fireplace	Certified Wood Insert	2.6		Non-Catalytic	FALSE	6/28/2019	7/31/2019	22.7	5.2	7%	68%	0.299465	100%	0%	0.0052	0.0001	0.0051
G-74762-A1	Merced	Open Hearth Fireplace	Gas Insert				TRUE	3/20/2019	7/26/2019	22.7	0	7%	68%	0.299465	68%	32%	0.0035	0.0000	0.0035
G-74765-A1	Fresno	Freestanding Non-Certified Wood Stove	Freestanding Certified Pellet Stove	4		Non-Catalytic	FALSE	4/15/2019	5/2/2019	29.5	8	54%	68%	2.09	100%	0%	0.0475	0.0102	0.0373
G-74767-A1	Madera	Non-Certified Wood Insert	Certified Wood Insert	4.1		Non-Catalytic	FALSE	3/26/2019	5/29/2019	29.5	8.2	54%	68%	2.1	100%	0%	0.0477	0.0105	0.0372
G-74773-A1	Merced	Non-Certified Pellet Insert	Gas Insert				TRUE	4/11/2019	5/7/2019	2.9	0	68%	68%	2.1	68%	32%	0.0032	0.0000	0.0032
G-74774-A1	Fresno	Open Hearth Fireplace	Certified Wood Insert	2.6		Non-Catalytic	FALSE	4/6/2019	5/2/2019	22.7	5.2	7%	68%	0.299465	100%	0%	0.0052	0.0001	0.0051
G-74796-A1	San Joaquin	Wood-Burning Firebox	Certified Wood Insert	0.58		80 Catalytic	TRUE	6/7/2019	9/17/2019	22.7	1.16	7%	80%	0.299465	61%	38%	0.0032	0.0000	0.0032
G-74828-A1	Stanislaus	Open Hearth Fireplace	Gas Insert				TRUE	3/21/2019	6/13/2019	22.7	0	7%	68%	0.299465	54%	44%	0.0028	0.0000	0.0028
G-74829-A1	Stanislaus	Open Hearth Fireplace	Gas Insert				TRUE	3/14/2019	6/17/2019	22.7	0	7%	68%	0.299465	54%	44%	0.0028	0.0000	0.0028
G-74830-A1	Tulare	Open Hearth Fireplace	Certified Wood Insert	2.9		Non-Catalytic	TRUE	5/1/2019	8/13/2019	22.7	5.8	7%	68%	0.299465	53%	43%	0.0028	0.0001	0.0027
G-74831-A1	San Joaquin	Certified Wood Insert	Gas Insert				TRUE	4/19/2019	7/26/2019	14.5785	0	68%	68%	2.1	61%	38%	0.0143	0.0000	0.0143
G-74832-A1	Tulare	Open Hearth Fireplace	Certified Wood Insert	1.6		Non-Catalytic	FALSE	4/7/2019	6/11/2019	22.7	3.2	7%	68%	0.299465	100%	0%	0.0052	0.0001	0.0052
G-74835-A1	Fresno	Non-Certified Wood Insert	Gas Insert				TRUE	4/9/2019	6/25/2019	29.5	0	54%	68%	2.1	24%	59%	0.0115	0.0000	0.0115
G-74851-A1	Fresno	Open Hearth Fireplace	Gas Insert				TRUE	7/8/2019	7/31/2019	22.7	0	7%	68%	0.299465	24%	59%	0.0013	0.0000	0.0013
G-74852-A1	Tulare	Open Hearth Fireplace	Gas Insert				TRUE	4/4/2019	7/26/2019	22.7	0	7%	68%	0.299465	53%	43%	0.0028	0.0000	0.0028
G-74855-A1	Kern	Non-Certified Wood Insert	Gas Insert				FALSE	12/11/2020	11/2/2021	29.5	0	54%	68%	2.1	100%	0%	0.0477	0.0000	0.0477
G-74867-A1	Stanislaus	Open Hearth Fireplace	Certified Wood Insert	3.1		Non-Catalytic	FALSE	3/29/2019	7/26/2019	22.7	6.2	7%	68%	0.299465	100%	0%	0.0052	0.0001	0.0051
G-74911-A1	Stanislaus	Wood-Burning Firebox	Certified Wood Insert	0.58		80 Catalytic	TRUE	6/27/2019	8/14/2019	22.7	1.16	7%	80%	0.299465	54%	44%	0.0028	0.0000	0.0028
G-74913-A1	Fresno	Wood-Burning Firebox	Gas Insert				FALSE	5/20/2019	8/13/2019	22.7	0	7%	68%	0.299465	100%	0%	0.0052	0.0000	0.0052
G-74917-A1	Kern	Wood-Burning Firebox	Gas Insert				FALSE	6/13/2019	7/24/2019	22.7	0	7%	68%	0.299465	100%	0%	0.0052	0.0000	0.0052
G-74930-A1	Fresno	Wood-Burning Firebox	Gas Insert				FALSE	4/7/2019	6/14/2019	22.7	0	7%	68%	0.299465	100%	0%	0.0052	0.0000	0.0052
G-74984-A1	Kern	Open Hearth Fireplace	Gas Insert				TRUE	3/22/2019	6/12/2019	22.7	0	7%	68%	0.299465	31%	51%	0.0016	0.0000	0.0016
G-74985-A1	San Joaquin	Wood-Burning Firebox	Gas Insert				TRUE	4/22/2019	7/26/2019	22.7	0	7%	68%	0.299465	61%	38%	0.0032	0.0000	0.0032
G-74989-A1	Fresno	Open Hearth Fireplace	Gas Insert				FALSE	4/12/2019	7/11/2019	22.7	0	7%	68%	0.299465	100%	0%	0.0052	0.0000	0.0052
G-74991-A1	Madera	Freestanding Non-Certified Wood Stove	Freestanding Certified Wood Stove	3.9		Non-Catalytic	FALSE	3/11/2019	3/20/2019	29.5	7.8	54%	68%	2.61	100%	0%	0.0593	0.0124	0.0468
G-75028-A1	San Joaquin	Open Hearth Fireplace	Gas Insert				TRUE	4/12/2019	6/12/2019	22.7	0	7%	68%	0.299465	61%	38%	0.0032	0.0000	0.0032
G-75065-A1	Madera	Freestanding Non-Certified Wood Stove	Freestanding Certified Wood Stove	4.5		75 Non-Catalytic	TRUE	7/16/2019	7/31/2019	29.5	9	54%	75%	2.61	33%	57%	0.0198	0.0054	0.0144
G-75066-A1	Kings	Non-Certified Wood Insert	Gas Insert				TRUE	4/16/2019	6/20/2019	29.5	0	54%	68%	2.1	48%	48%	0.0227	0.0000	0.0227
G-75067-A1	Tulare	Non-Certified Wood Insert	Gas Insert				TRUE	4/26/2019	7/26/2019	29.5	0	54%	68%	2.1	53%	43%	0.0254	0.0000	0.0254
G-75069-A1	Kern	Wood-Burning Firebox	Gas Insert				TRUE	3/25/2019	6/10/2019	22.7	0	7%	68%	0.299465	31%	51%	0.0016	0.0000	0.0016
G-75101-A1	Stanislaus	Open Hearth Fireplace	Certified Wood Insert	3.6		Non-Catalytic	FALSE	3/31/2019	7/26/2019	22.7	7.2	7%	68%	0.299465	100%	0%	0.0052	0.0002	0.0051
G-75102-A1	Tulare	Wood-Burning Firebox	Gas Insert				TRUE	4/3/2019	7/16/2019	22.7	0	7%	68%	0.299465	53%	43%	0.0028	0.0000	0.0028
G-75103-A1	San Joaquin	Open Hearth Fireplace	Gas Insert				FALSE	3/19/2019	6/12/2019	22.7	0	7%	68%	0.299465	100%	0%	0.0052	0.0000	0.0052
G-75104-A1	Merced	Open Hearth Fireplace	Gas Insert				TRUE	4/25/2019	8/13/2019	22.7	0	7%	68%	0.299465	68%	32%	0.0035	0.0000	0.0035
G-75105-A1	Stanislaus	Open Hearth Fireplace	Gas Insert				TRUE	4/28/2019	7/16/2019	22.7	0	7%	68%	0.299465	54%	44%	0.0028	0.0000	0.0028
G-75108-A1	Stanislaus	Open Hearth Fireplace	Gas Insert				TRUE	3/30/2019	7/11/2019	22.7	0	7%	68%	0.299465	54%	44%	0.0028	0.0000	0.0028
G-75109-A1	San Joaquin	Non-Certified Wood Insert	Certified Pellet Insert	1		Non-Catalytic	TRUE	4/2/2019	8/14/2019	29.5	2	54%	68%	2.1	61%	38%	0.0290	0.0017	0.0273
G-75110-A1	Stanislaus	Open Hearth Fireplace	Gas Insert				TRUE	3/20/2019	6/12/2019	22.7	0	7%	68%	0.299465	54%	44%	0.0028	0.0000	0.0028
G-75111-A1	Stanislaus	Non-Certified Pellet Insert	Gas Insert				TRUE	3/15/2019	6/12/2019	2.9	0	68%	68%	2.1	54%	44%	0.0025	0.0000	0.0025
G-75112-A1	San Joaquin	Open Hearth Fireplace	Gas Insert				TRUE	5/29/2019	5/30/2019	22.7	0	7%	68%	0.299465	61%	38%	0.0032	0.0000	0.0032
G-75114-A1	Fresno	Open Hearth Fireplace	Certified Pellet Insert	2.1		Non-Catalytic	TRUE	4/3/2019	4/16/2019	22.7	4.2	7%	68%	0.299465	24%	59%	0.0013	0.0000	0.0012
G-75117-A1	Stanislaus	Open Hearth Fireplace	Gas Insert				TRUE	6/7/2019	8/13/2019	22.7	0	7%	68%	0.299465	54%	44%	0.0028	0.0000	0.0028
G-75118-A1	San Joaquin	Wood-Burning Firebox	Gas Insert				TRUE	3/31/2019	7/26/2019	22.7	0	7%	68%	0.299465	61%	38%	0.0032	0.0000	0.0032
G-75124-A1	Fresno	Open Hearth Fireplace	Gas Insert				TRUE	3/23/2019	6/25/2019	22.7	0	7%	68%	0.299465	24%	59%	0.0013	0.0000	0.0013
G-75165-A1	Stanislaus	Open Hearth Fireplace	Gas Insert				TRUE	4/3/2019	7/16/2019	22.7	0	7%	68%	0.299465	54%	44%	0.0028	0.0000	0.0028
G-75166-A1	Stanislaus	Open Hearth Fireplace	Gas Insert				FALSE	4/6/2019	7/26/2019	22.7	0	7%	68%	0.299465	100%	0%	0.0052	0.0000	0.0052
G-75167-A1	Stanislaus	Open Hearth Fireplace	Gas Insert				TRUE	4/4/2019	7/26/2019	22.7	0	7%	68%	0.299465	54%	44%	0.0028	0.0000	0.0028
G-75177-A1	Tulare	Open Hearth Fireplace	Gas Insert				TRUE	4/6/2019	4/16/2019	22.7	0	7%	68%	0.299465	53%	43%	0.0028	0.0000	0.0028
G-75178-A1	Madera	Freestanding Non-Certified Wood Stove	Freestanding Certified Wood Stove	3.9		Non-Catalytic	FALSE	5/25/2019	6/20/2019	29.5	7.8	54%	68%	2.61	100%	0%	0.0593	0.0124	0.0468
G-75181-A1	Madera	Open Hearth Fireplace	Certified Wood Insert	2.6		Non-Catalytic	TRUE	4/17/2019	5/2/2019	22.7	5.2	7%	68%	0.299465	33%	57%	0.0017	0.0001	0.0017
G-75217-A1	Fresno	Open Hearth Fireplace	Certified Wood Insert	4.1		Non-Catalytic	TRUE	1/17/2019	12/11/2019	22.7	8.2	7%	68%	0.299465	24%	59%	0.0013	0.0001	0.0012
G-75218-A1	Fresno	Freestanding Non-Certified Wood Stove	Freestanding Certified Wood Stove	4.2		Non-Catalytic	TRUE	4/11/2019	6/19/2019	29.5	8.4	54%	68%	2.09	24%	59%	0.0115	0.0035	0.0080
G-75219-A1	Fresno	Non-Certified Wood Insert	Gas Insert				TRUE	12/31/2019	5/5/2020	29.5	0	54%	68%	2.1	24%	59%	0.0115	0.0000	0.0115
G-75222-A1	Tulare	Non-Certified Wood Insert	Certified Wood Insert	3.6		Non-Catalytic	TRUE	4/9/2019	7/26/2019	29.5	7.2	54%	68%	2.1	53%	43%	0.0254	0.0055	0.0199
G-75223-A1	Madera	Freestanding Non-Certified Pellet Stove	Freestanding Certified Pellet Stove	1.1		Non-Catalytic	TRUE	4/16/2019	7/26/2019	2.9	2.2	68%	68%	2.61	33%	57%	0.0019	0.0018	0.0001
G-75225-A1	Fresno	Non-Certified Pellet Insert	Freestanding Certified Pellet Stove	1.1		Non-Catalytic	TRUE	11/2/2019	12/4/2019	2.9	2.2	68%	68%	2.1	24%	59%	0.0011	0.0012	0.0000
G-75228-A1	Fresno	Open Hearth Fireplace	Gas Insert				TRUE	4/11/2019	7/26/2019	22.7	0	7%	68%	0.299465	24%	59%	0.0013	0.0000	0.0013
G-75232-A1	Fresno	Open Hearth Fireplace	Gas Insert				TRUE	4/11/2019	6/4/2019	22.7	0	7%	68%	0.299465	24%	59%	0.0013	0.0000	0.0013
G-75236-A1	Fresno	Open Hearth Fireplace	Certified Pellet Insert	1.1		Non-Catalytic	TRUE	4/10/2019	7/16/2019	22.7	2.2	7%	68%	0.299465	24%	59%	0.0013	0.0000	0.0012
G-75243-A1	Fresno	Wood-Burning Firebox	Gas Insert				TRUE	4/15/2019	7/26/2019	22.7	0	7%	68%	0.299465	24%	59%	0.0013	0.0000	0.0013
G-75246-A1	Fresno	Open Hearth Fireplace	Certified Wood Insert	1.9		Non-Catalytic	FALSE	4/15/2019	4/25/2019	22.7	3.8	7%	68%	0.299465	100%	0%	0.0052	0.0001	0.0051
G-75316-A1	Madera	Freestanding Non-Certified Wood Stove	Freestanding Certified Wood Stove	1.6		Non-Catalytic	TRUE	4/17/2019	5/2/2019	29.5	3.2	54%	68%	2.61	33%	57%	0.0198	0.0021	0.0177
G-75324-A1	Fresno	Open Hearth Fireplace	Gas Insert				TRUE	5/1/2019	7/25/2019	22.7	0	7%	68%	0.299465	24%	59%	0.0013	0.0000	0.0013
G-75325-A1	Tulare	Wood-Burning Firebox	Gas Insert				TRUE	5/1/2019	7/24/2019	22.7	0	7%	68%	0.299465	53%	43%	0.0028	0.0000	0.0028
G-75326-A1	Tulare	Non-Certified Wood Insert	Certified Wood Insert	2.9		Non-Catalytic	FALSE	4/26/2019	7/15/2019	29.5	5.8	54%	68%	2.1	100%	0%	0.0477	0.0074	0.0403
G-75329-A1	Kern	Wood-Burning Firebox	Gas Insert				TRUE	5/14/2019	8/1/2019	22.7	0	7%	68%	0.299465	31%	51%	0.0016	0.0000	0.0016
G-75345-A1	Stanislaus	Non-Certified Pellet Insert	Certified Pellet Insert	1.3		Non-Catalytic													

SAN JOAQUIN VALLEY UNIFIED AIR POLLUTION CONTROL DISTRICT

2021 Annual Demonstration Report

August 31, 2022

Contract#	County	OldDeviceType	NewDeviceType	EmissionRating	OverallEfficiency	DeviceSubtype	PipedNatGas	InstallDate	ClaimDate	Emission Factor		Efficiency		FuelUse	Non-Curtailment %		Emissions (tpy PM2.5)		
										EF_Old	EF_New	Eff_Old	Eff_New		B _{all}	B _{reg}	Before	After	Reduction
G-75465-A1	Tulare	Open Hearth Fireplace	Gas Insert				TRUE	4/2/2019	7/26/2019	22.7	0	7%	68%	0.299465	53%	43%	0.0028	0.0000	0.0028
G-75466-A1	Fresno	Open Hearth Fireplace	Gas Insert				FALSE	4/16/2019	5/1/2019	22.7	0	7%	68%	0.299465	100%	0%	0.0052	0.0000	0.0052
G-75467-A1	San Joaquin	Non-Certified Pellet Insert	Gas Insert				FALSE	5/1/2019	6/4/2019	2.9	0	68%	68%	2.1	100%	0%	0.0047	0.0000	0.0047
G-75468-A1	Fresno	Wood-Burning Firebox	Gas Fireplace				TRUE	6/21/2019	9/18/2019	22.7	0	7%	68%	0.299465	24%	59%	0.0013	0.0000	0.0013
G-75527-A1	Fresno	Open Hearth Fireplace	Gas Insert				TRUE	4/10/2019	7/26/2019	22.7	0	7%	68%	0.299465	24%	59%	0.0013	0.0000	0.0013
G-75575-A1	Fresno	Wood-Burning Firebox	Gas Insert				FALSE	4/23/2019	7/26/2019	22.7	0	7%	68%	0.299465	100%	0%	0.0052	0.0000	0.0052
G-75576-A1	San Joaquin	Open Hearth Fireplace	Gas Fireplace				TRUE	5/10/2019	7/25/2019	22.7	0	7%	68%	0.299465	61%	38%	0.0032	0.0000	0.0032
G-75603-A1	Kern	Non-Certified Pellet Insert	Gas Insert				FALSE	4/9/2019	7/26/2019	2.9	0	68%	68%	2.1	100%	0%	0.0047	0.0000	0.0047
G-75604-A1	Fresno	Open Hearth Fireplace	Certified Wood Insert	4.1		Non-Catalytic	TRUE	5/2/2019	7/26/2019	22.7	8.2	7%	68%	0.299465	24%	59%	0.0013	0.0001	0.0012
G-75642-A1	Stanislaus	Open Hearth Fireplace	Certified Pellet Insert	1.1		Non-Catalytic	TRUE	4/2/2019	6/20/2019	22.7	2.2	7%	68%	0.299465	54%	44%	0.0028	0.0000	0.0028
G-75644-A1	San Joaquin	Non-Certified Wood Insert	Gas Insert				TRUE	4/15/2019	7/30/2019	29.5	0	54%	68%	2.1	61%	38%	0.0290	0.0000	0.0290
G-75690-A1	Tulare	Open Hearth Fireplace	Gas Insert				TRUE	5/3/2019	6/20/2019	22.7	0	7%	68%	0.299465	53%	43%	0.0028	0.0000	0.0028
G-75716-A1	Fresno	Wood-Burning Firebox	Gas Insert				TRUE	5/2/2019	7/26/2019	22.7	0	7%	68%	0.299465	24%	59%	0.0013	0.0000	0.0013
G-75725-A1	Tulare	Wood-Burning Firebox	Gas Insert				TRUE	5/3/2019	7/26/2019	22.7	0	7%	68%	0.299465	53%	43%	0.0028	0.0000	0.0028
G-75748-A1	San Joaquin	Non-Certified Wood Insert	Gas Insert				TRUE	4/30/2019	8/14/2019	29.5	0	54%	68%	2.1	61%	38%	0.0290	0.0000	0.0290
G-75750-A1	Fresno	Wood-Burning Firebox	Gas Fireplace				TRUE	4/20/2019	11/6/2019	22.7	0	7%	68%	0.299465	24%	59%	0.0013	0.0000	0.0013
G-75777-A1	Fresno	Open Hearth Fireplace	Gas Insert				FALSE	5/24/2019	8/13/2019	22.7	0	7%	68%	0.299465	100%	0%	0.0052	0.0000	0.0052
G-75778-A1	Tulare	Open Hearth Fireplace	Gas Insert				TRUE	7/1/2019	10/23/2019	22.7	0	7%	68%	0.299465	53%	43%	0.0028	0.0000	0.0028
G-75779-A1	Tulare	Wood-Burning Firebox	Gas Insert				TRUE	5/1/2019	7/25/2019	22.7	0	7%	68%	0.299465	53%	43%	0.0028	0.0000	0.0028
G-75781-A1	Tulare	Non-Certified Wood Insert	Certified Wood Insert	2.9		Non-Catalytic	TRUE	5/2/2019	6/17/2019	29.5	5.8	54%	68%	2.1	53%	43%	0.0254	0.0044	0.0210
G-75785-A1	Tulare	Open Hearth Fireplace	Certified Wood Insert	2.9		Non-Catalytic	FALSE	6/5/2019	7/24/2019	22.7	5.8	7%	68%	0.299465	100%	0%	0.0052	0.0001	0.0051
G-75787-A1	Tulare	Open Hearth Fireplace	Gas Insert				TRUE	4/22/2019	7/31/2019	22.7	0	7%	68%	0.299465	53%	43%	0.0028	0.0000	0.0028
G-75794-A1	Stanislaus	Open Hearth Fireplace	Certified Wood Insert	2.6		Non-Catalytic	TRUE	3/30/2019	7/25/2019	22.7	5.2	7%	68%	0.299465	54%	44%	0.0028	0.0001	0.0028
G-75805-A1	Fresno	Open Hearth Fireplace	Gas Insert				TRUE	5/23/2019	8/14/2019	22.7	0	7%	68%	0.299465	24%	59%	0.0013	0.0000	0.0013
G-75807-A1	Kern	Open Hearth Fireplace	Gas Insert				TRUE	4/17/2019	6/17/2019	22.7	0	7%	68%	0.299465	31%	51%	0.0016	0.0000	0.0016
G-75840-A1	Merced	Open Hearth Fireplace	Certified Pellet Insert	2.1		Non-Catalytic	FALSE	5/25/2019	6/5/2019	22.7	4.2	7%	68%	0.299465	100%	0%	0.0052	0.0001	0.0051
G-75841-A1	Fresno	Open Hearth Fireplace	Gas Insert				TRUE	4/6/2020	5/5/2020	22.7	0	7%	68%	0.299465	24%	59%	0.0013	0.0000	0.0013
G-75848-A1	Fresno	Open Hearth Fireplace	Gas Insert				TRUE	4/25/2019	5/2/2019	22.7	0	7%	68%	0.299465	24%	59%	0.0013	0.0000	0.0013
G-75849-A1	Tulare	Open Hearth Fireplace	Gas Insert				TRUE	4/12/2019	5/2/2019	22.7	0	7%	68%	0.299465	53%	43%	0.0028	0.0000	0.0028
G-75851-A1	San Joaquin	Open Hearth Fireplace	Gas Insert				TRUE	4/11/2019	11/12/2020	22.7	0	7%	68%	0.299465	61%	38%	0.0032	0.0000	0.0032
G-75887-A1	San Joaquin	Open Hearth Fireplace	Gas Insert				TRUE	4/8/2019	6/4/2019	22.7	0	7%	68%	0.299465	61%	38%	0.0032	0.0000	0.0032
G-75889-A1	Madera	Wood-Burning Firebox	Certified Pellet Insert	2.1		Non-Catalytic	FALSE	5/18/2019	6/4/2019	22.7	4.2	7%	68%	0.299465	100%	0%	0.0052	0.0001	0.0051
G-75895-A1	Madera	Wood-Burning Firebox	Certified Wood Insert	3.4		Non-Catalytic	TRUE	4/11/2019	5/21/2019	22.7	6.8	7%	68%	0.299465	33%	57%	0.0017	0.0001	0.0017
G-75898-A1	Kern	Open Hearth Fireplace	Gas Insert				TRUE	4/26/2019	7/26/2019	22.7	0	7%	68%	0.299465	31%	51%	0.0016	0.0000	0.0016
G-75936-A1	Fresno	Non-Certified Wood Insert	Gas Insert				FALSE	4/22/2019	7/16/2019	29.5	0	54%	68%	2.1	100%	0%	0.0477	0.0000	0.0477
G-75938-A1	San Joaquin	Open Hearth Fireplace	Gas Insert				TRUE	5/3/2019	7/26/2019	22.7	0	7%	68%	0.299465	61%	38%	0.0032	0.0000	0.0032
G-75939-A1	San Joaquin	Non-Certified Wood Insert	Certified Wood Insert	4.1		Non-Catalytic	TRUE	4/10/2019	6/12/2019	29.5	8.2	54%	68%	2.1	61%	38%	0.0290	0.0070	0.0221
G-75940-A1	Stanislaus	Wood-Burning Firebox	Gas Insert				TRUE	4/13/2019	7/26/2019	22.7	0	7%	68%	0.299465	54%	44%	0.0028	0.0000	0.0028
G-75941-A1	San Joaquin	Wood-Burning Firebox	Gas Insert				TRUE	4/25/2019	7/26/2019	22.7	0	7%	68%	0.299465	61%	38%	0.0032	0.0000	0.0032
G-75943-A1	San Joaquin	Open Hearth Fireplace	Gas Insert				TRUE	5/23/2019	7/31/2019	22.7	0	7%	68%	0.299465	61%	38%	0.0032	0.0000	0.0032
G-75944-A1	Tulare	Open Hearth Fireplace	Gas Insert				TRUE	4/27/2019	5/7/2019	22.7	0	7%	68%	0.299465	53%	43%	0.0028	0.0000	0.0028
G-75951-A1	Tulare	Wood-Burning Firebox	Gas Fireplace				FALSE	4/26/2019	9/17/2019	22.7	0	7%	68%	0.299465	100%	0%	0.0052	0.0000	0.0052
G-75956-A1	San Joaquin	Open Hearth Fireplace	Gas Insert				TRUE	5/7/2019	6/4/2019	22.7	0	7%	68%	0.299465	61%	38%	0.0032	0.0000	0.0032
G-75958-A1	San Joaquin	Open Hearth Fireplace	Certified Wood Insert	3.6		Non-Catalytic	TRUE	7/11/2019	9/17/2019	22.7	7.2	7%	68%	0.299465	61%	38%	0.0032	0.0001	0.0031
G-75959-A1	Fresno	Wood-Burning Firebox	Gas Fireplace				FALSE	4/11/2019	7/26/2019	22.7	0	7%	68%	0.299465	100%	0%	0.0052	0.0000	0.0052
G-75961-A1	Fresno	Open Hearth Fireplace	Gas Insert				TRUE	7/10/2019	7/31/2019	22.7	0	7%	68%	0.299465	24%	59%	0.0013	0.0000	0.0013
G-75965-A1	Tulare	Wood-Burning Firebox	Gas Insert				TRUE	4/23/2019	7/16/2019	22.7	0	7%	68%	0.299465	53%	43%	0.0028	0.0000	0.0028
G-75974-A1	Madera	Freestanding Non-Certified Wood Stove	Freestanding Certified Wood Stove	2.3		73 Non-Catalytic	FALSE	2/5/2020	3/4/2020	29.5	4.6	54%	73%	2.61	100%	0%	0.0593	0.0068	0.0524
G-76011-A1	Kern	Wood-Burning Firebox	Gas Insert				FALSE	4/9/2019	8/5/2019	22.7	0	7%	68%	0.299465	100%	0%	0.0052	0.0000	0.0052
G-76042-A1	Kings	Wood-Burning Firebox	Gas Insert				TRUE	4/16/2019	7/16/2019	22.7	0	7%	68%	0.299465	48%	48%	0.0025	0.0000	0.0025
G-76045-A1	San Joaquin	Open Hearth Fireplace	Gas Insert				FALSE	4/18/2019	7/12/2019	22.7	0	7%	68%	0.299465	100%	0%	0.0052	0.0000	0.0052
G-76057-A1	Kings	Non-Certified Wood Insert	Gas Insert				TRUE	5/17/2019	6/12/2019	29.5	0	54%	68%	2.1	48%	48%	0.0227	0.0000	0.0227
G-76059-A1	Fresno	Open Hearth Fireplace	Gas Insert				TRUE	4/19/2019	5/7/2019	22.7	0	7%	68%	0.299465	24%	59%	0.0013	0.0000	0.0013
G-76060-A1	Stanislaus	Freestanding Non-Certified Wood Stove	Freestanding Certified Wood Stove	3.6		Non-Catalytic	FALSE	5/4/2019	7/26/2019	29.5	7.2	54%	68%	1.55	100%	0%	0.0352	0.0068	0.0284
G-76061-A1	Kings	Freestanding Non-Certified Wood Stove	Freestanding Certified Wood Stove	3.6		Non-Catalytic	FALSE	8/24/2019	10/16/2019	29.5	7.2	54%	68%	1.16	100%	0%	0.0263	0.0051	0.0212
G-76063-A1	Fresno	Open Hearth Fireplace	Certified Wood Insert	2.6		Non-Catalytic	FALSE	5/16/2019	5/29/2019	22.7	5.2	7%	68%	0.299465	100%	0%	0.0052	0.0001	0.0051
G-76065-A1	Fresno	Open Hearth Fireplace	Certified Wood Insert	2.6		Non-Catalytic	FALSE	4/18/2019	5/2/2019	22.7	5.2	7%	68%	0.299465	100%	0%	0.0052	0.0001	0.0051
G-76091-A1	Stanislaus	Wood-Burning Firebox	Gas Fireplace				TRUE	5/23/2019	10/17/2019	22.7	0	7%	68%	0.299465	54%	44%	0.0028	0.0000	0.0028
G-76143-A1	San Joaquin	Open Hearth Fireplace	Gas Insert				TRUE	4/8/2019	6/4/2019	22.7	0	7%	68%	0.299465	61%	38%	0.0032	0.0000	0.0032
G-76196-A1	Stanislaus	Open Hearth Fireplace	Gas Insert				TRUE	5/30/2019	8/14/2019	22.7	0	7%	68%	0.299465	54%	44%	0.0028	0.0000	0.0028
G-76199-A1	Fresno	Open Hearth Fireplace	Certified Wood Insert	2.6		Non-Catalytic	FALSE	5/16/2019	5/29/2019	22.7	5.2	7%	68%	0.299465	100%	0%	0.0052	0.0001	0.0051
G-76203-A1	Kings	Wood-Burning Firebox	Gas Insert				TRUE	4/13/2019	5/2/2019	22.7	0	7%	68%	0.299465	48%	48%	0.0025	0.0000	0.0025
G-76213-A1	Tulare	Open Hearth Fireplace	Gas Insert				TRUE	5/1/2019	10/23/2019	22.7	0	7%	68%	0.299465	53%	43%	0.0028	0.0000	0.0028
G-76215-A1	Tulare	Open Hearth Fireplace	Gas Insert				TRUE	6/5/2019	10/16/2019	22.7	0	7%	68%	0.299465	53%	43%	0.0028	0.0000	0.0028
G-76218-A1	Fresno	Certified Wood Insert	Gas Insert				TRUE	5/8/2019	8/14/2019	14.5785	0	68%	68%	2.1	24%	59%	0.0057	0.0000	0.0057
G-76223-A1	Fresno	Open Hearth Fireplace	Gas Insert				TRUE	4/24/2019	7/16/2019	22.7	0	7%	68%	0.299465	24%	59%	0.0013	0.0000	0.0013
G-76233-A1	Fresno	Open Hearth Fireplace	Gas Insert				TRUE	7/22/2019	8/7/2019	22.7	0	7%	68%	0.299465	24%	59%	0.0013	0.0000	0.0013
G-76276-A1	Merced	Wood-Burning Firebox</																	

SAN JOAQUIN VALLY UNIFIED AIR POLLUTION CONTROL DISTRICT

2021 Annual Demonstration Report

August 31, 2022

Contract#	County	OldDeviceType	NewDeviceType	EmissionRating	OverallEfficiency	DeviceSubtype	PipedNatGa	InstallDate	ClaimDate	Emission Factor		Efficiency		FuelUse	Non-Curtailment %		Emissions (tpy PM2.5)		
										EF_Old	EF_New	Eff_Old	Eff_New		B_all	B_reg	Before	After	Reduction
G-76450-A1	Fresno	Wood-Burning Firebox	Gas Insert				TRUE	6/12/2019	7/15/2019	22.7	0	7%	68%	0.299465	24%	59%	0.0013	0.0000	0.0013
G-76452-A1	San Joaquin	Non-Certified Wood Insert	Gas Insert				TRUE	7/23/2019	8/14/2019	29.5	0	54%	68%	2.1	61%	38%	0.0290	0.0000	0.0290
G-76453-A1	Madera	Open Hearth Fireplace	Certified Wood Insert	2.6		Non-Catalytic	FALSE	5/22/2019	6/12/2019	22.7	5.2	7%	68%	0.299465	100%	0%	0.0052	0.0001	0.0051
G-76457-A1	Merced	Open Hearth Fireplace	Certified Wood Insert	2.6		Non-Catalytic	FALSE	5/18/2019	5/29/2019	22.7	5.2	7%	68%	0.299465	100%	0%	0.0052	0.0001	0.0051
G-76462-A1	Fresno	Open Hearth Fireplace	Certified Wood Insert	2.6		Non-Catalytic	FALSE	5/8/2019	5/21/2019	22.7	5.2	7%	68%	0.299465	100%	0%	0.0052	0.0001	0.0051
G-76464-A1	Fresno	Open Hearth Fireplace	Certified Wood Insert	3.6		Non-Catalytic	TRUE	4/5/2019	7/24/2019	22.7	7.2	7%	68%	0.299465	24%	59%	0.0013	0.0001	0.0012
G-76482-A1	Merced	Open Hearth Fireplace	Gas Insert				TRUE	5/28/2019	11/6/2019	22.7	0	7%	68%	0.299465	68%	32%	0.0035	0.0000	0.0035
G-76484-A1	Fresno	Wood-Burning Firebox	Certified Wood Insert	3.6		Non-Catalytic	FALSE	7/17/2019	10/17/2019	22.7	7.2	7%	68%	0.299465	100%	0%	0.0052	0.0002	0.0051
G-76485-A1	Fresno	Non-Certified Wood Insert	Gas Insert				TRUE	5/24/2019	8/14/2019	29.5	0	54%	68%	2.1	24%	59%	0.0115	0.0000	0.0115
G-76528-A1	Madera	Open Hearth Fireplace	Certified Wood Insert	2.6		Non-Catalytic	FALSE	5/15/2019	6/4/2019	22.7	5.2	7%	68%	0.299465	100%	0%	0.0052	0.0001	0.0051
G-76552-A1	Fresno	Open Hearth Fireplace	Certified Wood Insert	1.9		Non-Catalytic	FALSE	5/7/2019	7/11/2019	22.7	3.8	7%	68%	0.299465	100%	0%	0.0052	0.0001	0.0051
G-76553-A1	Fresno	Non-Certified Wood Insert	Certified Wood Insert	2.9		Non-Catalytic	FALSE	8/2/2019	9/17/2019	29.5	5.8	54%	68%	2.1	100%	0%	0.0477	0.0074	0.0403
G-76555-A1	Madera	Non-Certified Wood Insert	Certified Wood Insert	2.6		Non-Catalytic	FALSE	5/8/2019	6/12/2019	29.5	5.2	54%	68%	2.1	100%	0%	0.0477	0.0067	0.0410
G-76556-A1	Madera	Open Hearth Fireplace	Certified Wood Insert	2.6		Non-Catalytic	FALSE	5/16/2019	5/29/2019	22.7	5.2	7%	68%	0.299465	100%	0%	0.0052	0.0001	0.0051
G-76569-A1	Fresno	Open Hearth Fireplace	Certified Wood Insert	2.6		Non-Catalytic	FALSE	5/11/2019	5/21/2019	22.7	5.2	7%	68%	0.299465	100%	0%	0.0052	0.0001	0.0051
G-76570-A1	Fresno	Open Hearth Fireplace	Gas Insert				FALSE	6/25/2019	7/24/2019	22.7	0	7%	68%	0.299465	100%	0%	0.0052	0.0000	0.0052
G-76571-A1	Fresno	Non-Certified Wood Insert	Gas Insert				TRUE	6/13/2019	8/14/2019	29.5	0	54%	68%	2.1	24%	59%	0.0115	0.0000	0.0115
G-76572-A1	Merced	Open Hearth Fireplace	Gas Insert				TRUE	5/8/2019	8/14/2019	22.7	0	7%	68%	0.299465	68%	32%	0.0035	0.0000	0.0035
G-76575-A1	Fresno	Freestanding Non-Certified Wood Stove	Freestanding Certified Wood Stove	3.6		Non-Catalytic	FALSE	5/23/2019	10/16/2019	29.5	7.2	54%	68%	2.09	100%	0%	0.0475	0.0092	0.0383
G-76689-A1	Fresno	Open Hearth Fireplace	Gas Insert				TRUE	6/27/2019	9/17/2019	22.7	0	7%	68%	0.299465	24%	59%	0.0013	0.0000	0.0013
G-76710-A1	Fresno	Open Hearth Fireplace	Certified Wood Insert	2.6		Non-Catalytic	FALSE	5/14/2019	5/29/2019	22.7	5.2	7%	68%	0.299465	100%	0%	0.0052	0.0001	0.0051
G-76713-A1	Fresno	Open Hearth Fireplace	Gas Insert				FALSE	5/29/2019	8/14/2019	22.7	0	7%	68%	0.299465	100%	0%	0.0052	0.0000	0.0052
G-76738-A1	Madera	Freestanding Non-Certified Wood Stove	Freestanding Certified Pellet Stove	4		Non-Catalytic	TRUE	5/11/2019	8/5/2019	29.5	8	54%	68%	2.61	33%	57%	0.0198	0.0053	0.0145
G-76739-A1	Kings	Open Hearth Fireplace	Gas Insert				TRUE	5/15/2019	7/30/2019	22.7	0	7%	68%	0.299465	48%	48%	0.0025	0.0000	0.0025
G-76741-A1	Fresno	Open Hearth Fireplace	Certified Wood Insert	4.1		Non-Catalytic	TRUE	5/17/2019	7/30/2019	22.7	8.2	7%	68%	0.299465	24%	59%	0.0013	0.0001	0.0012
G-76743-A1	Fresno	Non-Certified Wood Insert	Certified Pellet Insert	1.5		76 Non-Catalytic	TRUE	2/12/2020	4/15/2020	29.5	3	54%	76%	2.1	24%	59%	0.0115	0.0011	0.0104
G-76744-A1	Fresno	Open Hearth Fireplace	Certified Wood Insert	2.9		Non-Catalytic	TRUE	5/15/2019	7/31/2019	22.7	5.8	7%	68%	0.299465	24%	59%	0.0013	0.0000	0.0012
G-76764-A1	Merced	Open Hearth Fireplace	Certified Wood Insert	2.6		Non-Catalytic	FALSE	5/24/2019	6/4/2019	22.7	5.2	7%	68%	0.299465	100%	0%	0.0052	0.0001	0.0051
G-76817-A1	Tulare	Open Hearth Fireplace	Gas Insert				TRUE	5/22/2019	8/14/2019	22.7	0	7%	68%	0.299465	53%	43%	0.0028	0.0000	0.0028
G-76835-A1	San Joaquin	Open Hearth Fireplace	Certified Wood Insert	1.8		80 Catalytic	TRUE	6/10/2019	7/23/2019	22.7	3.6	7%	80%	0.299465	61%	38%	0.0032	0.0000	0.0031
G-76886-A1	Fresno	Non-Certified Wood Insert	Certified Wood Insert	1.7		76 Catalytic	TRUE	5/9/2019	8/14/2019	29.5	3.4	54%	76%	2.1	24%	59%	0.0115	0.0013	0.0103
G-76890-A1	Fresno	Open Hearth Fireplace	Gas Insert				TRUE	9/16/2019	10/23/2019	22.7	0	7%	68%	0.299465	24%	59%	0.0013	0.0000	0.0013
G-76892-A1	Stanislaus	Wood-Burning Firebox	Gas Fireplace				TRUE	11/13/2019	1/15/2020	22.7	0	7%	68%	0.299465	54%	44%	0.0028	0.0000	0.0028
G-76893-A1	Kern	Open Hearth Fireplace	Gas Insert				TRUE	6/3/2019	8/14/2019	22.7	0	7%	68%	0.299465	31%	51%	0.0016	0.0000	0.0016
G-76897-A1	San Joaquin	Open Hearth Fireplace	Certified Wood Insert	2.6		Non-Catalytic	TRUE	10/8/2019	11/20/2019	22.7	5.2	7%	68%	0.299465	61%	38%	0.0032	0.0001	0.0031
G-76903-A1	Fresno	Wood-Burning Firebox	Certified Wood Insert	2.9		Non-Catalytic	TRUE	5/15/2019	7/24/2019	22.7	5.8	7%	68%	0.299465	24%	59%	0.0013	0.0000	0.0012
G-76904-A1	Fresno	Open Hearth Fireplace	Certified Wood Insert	2.9		Non-Catalytic	FALSE	7/1/2019	7/31/2019	22.7	5.8	7%	68%	0.299465	100%	0%	0.0052	0.0001	0.0051
G-76958-A1	Stanislaus	Open Hearth Fireplace	Gas Fireplace				FALSE	6/16/2019	9/17/2019	22.7	0	7%	68%	0.299465	100%	0%	0.0052	0.0000	0.0052
G-77006-A1	Tulare	Non-Certified Wood Insert	Gas Insert				FALSE	8/7/2019	10/17/2019	29.5	0	54%	68%	2.1	100%	0%	0.0477	0.0000	0.0477
G-77007-A1	Tulare	Open Hearth Fireplace	Gas Insert				FALSE	3/29/2019	6/5/2019	22.7	0	7%	68%	0.299465	100%	0%	0.0052	0.0000	0.0052
G-77024-A1	Fresno	Non-Certified Wood Insert	Gas Insert				FALSE	5/22/2019	8/14/2019	29.5	0	54%	68%	2.1	100%	0%	0.0477	0.0000	0.0477
G-77026-A1	Madera	Freestanding Non-Certified Wood Stove	Freestanding Certified Pellet Stove	1.1		Non-Catalytic	FALSE	5/23/2019	8/14/2019	29.5	2.2	54%	68%	2.61	100%	0%	0.0593	0.0035	0.0558
G-77084-A1	Tulare	Open Hearth Fireplace	Gas Insert				TRUE	5/28/2019	6/4/2019	22.7	0	7%	68%	0.299465	53%	43%	0.0028	0.0000	0.0028
G-77086-A1	Tulare	Non-Certified Wood Insert	Gas Insert				TRUE	5/29/2019	6/12/2019	29.5	0	54%	68%	2.1	53%	43%	0.0254	0.0000	0.0254
G-77088-A1	Merced	Open Hearth Fireplace	Certified Wood Insert	2.6		Non-Catalytic	FALSE	6/11/2019	7/15/2019	22.7	5.2	7%	68%	0.299465	100%	0%	0.0052	0.0001	0.0051
G-77090-A1	Fresno	Open Hearth Fireplace	Gas Insert				TRUE	5/17/2019	8/14/2019	22.7	0	7%	68%	0.299465	24%	59%	0.0013	0.0000	0.0013
G-77091-A1	Madera	Open Hearth Fireplace	Certified Wood Insert	3.6		Non-Catalytic	TRUE	5/14/2019	8/14/2019	22.7	7.2	7%	68%	0.299465	33%	57%	0.0017	0.0001	0.0017
G-77093-A1	Fresno	Open Hearth Fireplace	Certified Wood Insert	2.6		Non-Catalytic	FALSE	5/22/2019	5/29/2019	22.7	5.2	7%	68%	0.299465	100%	0%	0.0052	0.0001	0.0051
G-77094-A1	Tulare	Wood-Burning Firebox	Gas Insert				FALSE	5/25/2019	10/16/2019	22.7	0	7%	68%	0.299465	100%	0%	0.0052	0.0000	0.0052
G-77172-A1	Stanislaus	Open Hearth Fireplace	Certified Wood Insert	2.6		Non-Catalytic	FALSE	6/1/2019	6/20/2019	22.7	5.2	7%	68%	0.299465	100%	0%	0.0052	0.0001	0.0051
G-77235-A1	Fresno	Open Hearth Fireplace	Certified Wood Insert	2.6		Non-Catalytic	FALSE	5/31/2019	6/20/2019	22.7	5.2	7%	68%	0.299465	100%	0%	0.0052	0.0001	0.0051
G-77236-A1	Fresno	Open Hearth Fireplace	Freestanding Certified Wood Stove	1.9		Non-Catalytic	FALSE	5/20/2019	8/14/2019	22.7	3.8	7%	68%	0.299465	100%	0%	0.0052	0.0001	0.0051
G-77330-A1	Madera	Freestanding Non-Certified Wood Stove	Freestanding Certified Wood Stove	1.1		Non-Catalytic	FALSE	10/20/2019	3/24/2020	29.5	2.2	54%	68%	2.61	100%	0%	0.0593	0.0035	0.0558
G-77464-A1	Stanislaus	Wood-Burning Firebox	Gas Fireplace				TRUE	5/8/2020	5/21/2020	22.7	0	7%	68%	0.299465	54%	44%	0.0028	0.0000	0.0028
G-77506-A1	Fresno	Open Hearth Fireplace	Certified Wood Insert	2.1		75 Non-Catalytic	TRUE	5/19/2019	6/4/2019	22.7	4.2	7%	75%	0.299465	24%	59%	0.0013	0.0000	0.0012
G-77527-A1	Tulare	Non-Certified Wood Insert	Gas Insert				TRUE	6/28/2019	10/16/2019	29.5	0	54%	68%	2.1	53%	43%	0.0254	0.0000	0.0254
G-77530-A1	Fresno	Open Hearth Fireplace	Certified Wood Insert	2.6		Non-Catalytic	FALSE	5/14/2019	5/29/2019	22.7	5.2	7%	68%	0.299465	100%	0%	0.0052	0.0001	0.0051
G-77531-A1	Tulare	Open Hearth Fireplace	Gas Insert				TRUE	5/23/2019	6/4/2019	22.7	0	7%	68%	0.299465	53%	43%	0.0028	0.0000	0.0028
G-77537-A1	Fresno	Open Hearth Fireplace	Certified Wood Insert	2.6		Non-Catalytic	FALSE	5/15/2019	6/4/2019	22.7	5.2								

SAN JOAQUIN VALLEY UNIFIED AIR POLLUTION CONTROL DISTRICT

2021 Annual Demonstration Report

August 31, 2022

Contract#	County	OldDeviceType	NewDeviceType	EmissionRating	OverallEfficiency	DeviceSubtype	PipedNatGa	InstallDate	ClaimDate	Emission Factor		Efficiency		FuelUse	Non-Curtailment %		Emissions (tpy PM2.5)		
										EF_Old	EF_New	Eff_Old	Eff_New		B_all	B_reg	Before	After	Reduction
G-78026-A1	Madera	Non-Certified Wood Insert	Gas Insert				TRUE	6/12/2019	8/14/2019	29.5	0	54%	68%	2.1	33%	57%	0.0159	0.0000	0.0159
G-78084-A1	Stanislaus	Wood-Burning Firebox	Gas Fireplace				TRUE	8/22/2019	12/4/2019	22.7	0	7%	68%	0.299465	54%	44%	0.0028	0.0000	0.0028
G-78085-A1	Kern	Open Hearth Fireplace	Gas Insert				TRUE	5/26/2019	10/17/2019	22.7	0	7%	68%	0.299465	31%	51%	0.0016	0.0000	0.0016
G-78086-A1	San Joaquin	Open Hearth Fireplace	Gas Insert				FALSE	6/28/2019	9/17/2019	22.7	0	7%	68%	0.299465	100%	0%	0.0052	0.0000	0.0052
G-78146-A1	Stanislaus	Freestanding Non-Certified Wood Stove	Freestanding Gas Stove				TRUE	7/9/2019	9/17/2019	29.5	0	54%	68%	1.55	54%	44%	0.0191	0.0000	0.0191
G-78147-A1	Madera	Wood-Burning Firebox	Certified Wood Insert	2.6		Non-Catalytic	FALSE	7/2/2019	7/24/2019	22.7	5.2	7%	68%	0.299465	100%	0%	0.0052	0.0001	0.0051
G-78148-A1	Fresno	Freestanding Non-Certified Wood Stove	Freestanding Gas Stove				TRUE	6/7/2019	8/14/2019	29.5	0	54%	68%	2.09	24%	59%	0.0115	0.0000	0.0115
G-78149-A1	Madera	Freestanding Non-Certified Wood Stove	Freestanding Certified Wood Stove	4.2		Non-Catalytic	FALSE	5/29/2019	8/14/2019	29.5	8.4	54%	68%	2.61	100%	0%	0.0593	0.0134	0.0459
G-78153-A1	Fresno	Open Hearth Fireplace	Certified Pellet Insert	2.1		Non-Catalytic	TRUE	6/2/2019	6/5/2019	22.7	4.2	7%	68%	0.299465	24%	59%	0.0013	0.0000	0.0012
G-78157-A1	Stanislaus	Open Hearth Fireplace	Gas Insert				TRUE	7/20/2019	11/6/2019	22.7	0	7%	68%	0.299465	54%	44%	0.0028	0.0000	0.0028
G-78258-A1	Fresno	Open Hearth Fireplace	Certified Pellet Insert	2.1		Non-Catalytic	TRUE	6/15/2019	6/20/2019	22.7	4.2	7%	68%	0.299465	24%	59%	0.0013	0.0000	0.0012
G-78259-A1	Fresno	Open Hearth Fireplace	Certified Wood Insert	1.6		73 Non-Catalytic	TRUE	6/29/2019	7/24/2019	22.7	3.2	7%	73%	0.299465	24%	59%	0.0013	0.0000	0.0012
G-78260-A1	Madera	Wood-Burning Firebox	Certified Wood Insert	2.6		Non-Catalytic	FALSE	6/5/2019	6/20/2019	22.7	5.2	7%	68%	0.299465	100%	0%	0.0052	0.0001	0.0051
G-78261-A1	Tulare	Wood-Burning Firebox	Gas Insert				FALSE	6/14/2019	7/15/2019	22.7	0	7%	68%	0.299465	100%	0%	0.0052	0.0000	0.0052
G-78262-A1	Madera	Wood-Burning Firebox	Certified Wood Insert	2.6		Non-Catalytic	FALSE	5/28/2019	7/15/2019	22.7	5.2	7%	68%	0.299465	100%	0%	0.0052	0.0001	0.0051
G-78263-A1	Tulare	Open Hearth Fireplace	Gas Insert				TRUE	6/24/2019	7/31/2019	22.7	0	7%	68%	0.299465	53%	43%	0.0028	0.0000	0.0028
G-78265-A1	Tulare	Open Hearth Fireplace	Gas Insert				FALSE	6/9/2019	6/20/2019	22.7	0	7%	68%	0.299465	100%	0%	0.0052	0.0000	0.0052
G-78266-A1	Kings	Open Hearth Fireplace	Certified Wood Insert	2.6		Non-Catalytic	FALSE	6/7/2019	7/15/2019	22.7	5.2	7%	68%	0.299465	100%	0%	0.0052	0.0001	0.0051
G-78267-A1	Tulare	Non-Certified Wood Insert	Gas Insert				TRUE	10/4/2019	11/20/2019	29.5	0	54%	68%	2.1	53%	43%	0.0254	0.0000	0.0254
G-78270-A1	Tulare	Open Hearth Fireplace	Gas Insert				TRUE	6/21/2019	7/24/2019	22.7	0	7%	68%	0.299465	53%	43%	0.0028	0.0000	0.0028
G-78272-A1	Fresno	Open Hearth Fireplace	Gas Insert				TRUE	7/4/2019	8/7/2019	22.7	0	7%	68%	0.299465	24%	59%	0.0013	0.0000	0.0013
G-78275-A1	Tulare	Non-Certified Wood Insert	Gas Insert				TRUE	6/18/2019	7/15/2019	29.5	0	54%	68%	2.1	53%	43%	0.0254	0.0000	0.0254
G-78277-A1	Tulare	Non-Certified Wood Insert	Certified Wood Insert	2.6		Non-Catalytic	FALSE	7/25/2019	8/13/2019	29.5	5.2	54%	68%	2.1	100%	0%	0.0477	0.0067	0.0410
G-78278-A1	Kern	Open Hearth Fireplace	Gas Insert				TRUE	6/14/2019	6/25/2019	22.7	0	7%	68%	0.299465	31%	51%	0.0016	0.0000	0.0016
G-78279-A1	Tulare	Wood-Burning Firebox	Gas Insert				TRUE	6/14/2019	7/15/2019	22.7	0	7%	68%	0.299465	53%	43%	0.0028	0.0000	0.0028
G-78283-A1	Kern	Open Hearth Fireplace	Gas Insert				TRUE	6/29/2019	7/24/2019	22.7	0	7%	68%	0.299465	31%	51%	0.0016	0.0000	0.0016
G-78285-A1	Stanislaus	Wood-Burning Firebox	Gas Insert				TRUE	5/31/2019	9/12/2019	22.7	0	7%	68%	0.299465	54%	44%	0.0028	0.0000	0.0028
G-78286-A1	Tulare	Wood-Burning Firebox	Gas Insert				TRUE	6/18/2019	7/15/2019	22.7	0	7%	68%	0.299465	53%	43%	0.0028	0.0000	0.0028
G-78290-A1	Madera	Freestanding Non-Certified Wood Stove	Freestanding Certified Pellet Stove	0.73		Non-Catalytic	FALSE	6/25/2019	10/17/2019	29.5	1.46	54%	68%	2.61	100%	0%	0.0593	0.0023	0.0570
G-78303-A1	Fresno	Open Hearth Fireplace	Certified Wood Insert	2.6		Non-Catalytic	FALSE	9/13/2019	10/23/2019	22.7	5.2	7%	68%	0.299465	100%	0%	0.0052	0.0001	0.0051
G-78306-A1	San Joaquin	Wood-Burning Firebox	Gas Fireplace				FALSE	8/1/2019	9/25/2019	22.7	0	7%	68%	0.299465	100%	0%	0.0052	0.0000	0.0052
G-78307-A1	Fresno	Open Hearth Fireplace	Certified Wood Insert	2.6		Non-Catalytic	TRUE	6/27/2019	7/24/2019	22.7	5.2	7%	68%	0.299465	24%	59%	0.0013	0.0000	0.0012
G-78309-A1	Fresno	Open Hearth Fireplace	Gas Insert				FALSE	6/30/2019	10/16/2019	22.7	0	7%	68%	0.299465	100%	0%	0.0052	0.0000	0.0052
G-78312-A1	Tulare	Open Hearth Fireplace	Gas Insert				TRUE	6/21/2019	7/24/2019	22.7	0	7%	68%	0.299465	53%	43%	0.0028	0.0000	0.0028
G-78324-A1	Stanislaus	Open Hearth Fireplace	Certified Wood Insert	3.5		Non-Catalytic	TRUE	6/10/2019	8/13/2019	22.7	7	7%	68%	0.299465	54%	44%	0.0028	0.0001	0.0027
G-78326-A1	Stanislaus	Non-Certified Wood Insert	Gas Insert				FALSE	5/31/2019	8/14/2019	29.5	0	54%	68%	2.1	100%	0%	0.0477	0.0000	0.0477
G-78327-A1	Fresno	Open Hearth Fireplace	Gas Insert				TRUE	6/8/2019	6/20/2019	22.7	0	7%	68%	0.299465	24%	59%	0.0013	0.0000	0.0013
G-78329-A1	Fresno	Open Hearth Fireplace	Gas Insert				FALSE	8/23/2019	11/6/2019	22.7	0	7%	68%	0.299465	100%	0%	0.0052	0.0000	0.0052
G-78339-A1	Tulare	Open Hearth Fireplace	Gas Insert				TRUE	5/31/2019	11/6/2019	22.7	0	7%	68%	0.299465	53%	43%	0.0028	0.0000	0.0028
G-78340-A1	Tulare	Wood-Burning Firebox	Gas Insert				TRUE	6/27/2019	7/31/2019	22.7	0	7%	68%	0.299465	53%	43%	0.0028	0.0000	0.0028
G-78343-A1	Stanislaus	Wood-Burning Firebox	Certified Wood Insert	2.6		Non-Catalytic	FALSE	7/9/2019	7/31/2019	22.7	5.2	7%	68%	0.299465	100%	0%	0.0052	0.0001	0.0051
G-78344-A1	Merced	Open Hearth Fireplace	Certified Wood Insert	2.6		Non-Catalytic	FALSE	6/11/2019	7/15/2019	22.7	5.2	7%	68%	0.299465	100%	0%	0.0052	0.0001	0.0051
G-78372-A1	Fresno	Open Hearth Fireplace	Certified Wood Insert	2.6		Non-Catalytic	TRUE	6/15/2019	6/25/2019	22.7	5.2	7%	68%	0.299465	24%	59%	0.0013	0.0000	0.0012
G-78384-A1	Tulare	Freestanding Non-Certified Wood Stove	Freestanding Certified Wood Stove	3.9		Non-Catalytic	TRUE	7/2/2019	9/18/2019	29.5	7.8	54%	68%	2.4	53%	43%	0.0291	0.0068	0.0223
G-78475-A1	Kern	Open Hearth Fireplace	Gas Insert				TRUE	6/28/2019	8/14/2019	22.7	0	7%	68%	0.299465	31%	51%	0.0016	0.0000	0.0016
G-78498-A1	Fresno	Non-Certified Wood Insert	Gas Insert				TRUE	6/20/2019	8/14/2019	29.5	0	54%	68%	2.1	24%	59%	0.0115	0.0000	0.0115
G-78499-A1	Tulare	Wood-Burning Firebox	Gas Insert				FALSE	7/15/2019	9/17/2019	22.7	0	7%	68%	0.299465	100%	0%	0.0052	0.0000	0.0052
G-78500-A1	Tulare	Open Hearth Fireplace	Gas Insert				TRUE	6/13/2019	8/14/2019	22.7	0	7%	68%	0.299465	53%	43%	0.0028	0.0000	0.0028
G-78501-A1	Tulare	Freestanding Non-Certified Wood Stove	Freestanding Certified Wood Stove	3.1		Non-Catalytic	FALSE	6/14/2019	8/8/2019	29.5	6.2	54%	68%	2.4	100%	0%	0.0545	0.0091	0.0454
G-78502-A1	Fresno	Open Hearth Fireplace	Certified Wood Insert	2.1		75 Non-Catalytic	TRUE	6/22/2019	7/15/2019	22.7	4.2	7%	75%	0.299465	24%	59%	0.0013	0.0000	0.0012
G-78695-A1	Madera	Open Hearth Fireplace	Certified Wood Insert	1.8		80 Catalytic	TRUE	7/15/2019	9/17/2019	22.7	3.6	7%	80%	0.299465	33%	57%	0.0017	0.0000	0.0017
G-78724-A1	Fresno	Open Hearth Fireplace	Gas Insert				FALSE	7/3/2019	7/31/2019	22.7	0	7%	68%	0.299465	100%	0%	0.0052	0.0000	0.0052
G-78725-A1	Tulare	Wood-Burning Firebox	Certified Wood Insert	2.6		Non-Catalytic	FALSE	6/27/2019	7/24/2019	22.7	5.2	7%	68%	0.299465	100%	0%	0.0052	0.0001	0.0051
G-78729-A1	Tulare	Wood-Burning Firebox	Certified Wood Insert	2.6		Non-Catalytic	FALSE	6/26/2019	7/24/2019	22.7	5.2	7%	68%	0.299465	100%	0%	0.0052	0.0001	0.0051
G-78730-A1	Tulare	Non-Certified Wood Insert	Certified Pellet Insert	2.1		Non-Catalytic	FALSE	9/5/2019	10/23/2019	29.5	4.2	54%	68%	2.1	100%	0%	0.0477	0.0054	0.0423
G-78733-A1	Merced	Non-Certified Wood Insert	Gas Insert				TRUE	7/2/2019	7/24/2019	29.5	0	54%	68%	2.1	68%	32%	0.0322	0.0000	0.0322
G-78735-A1	Fresno	Freestanding Non-Certified Wood Stove	Certified Pellet Insert	1.1			TRUE	10/12/2019	2/6/2020	29.5	2.2	54%	68%	2.09	24%	59%	0.0115	0.0009	0.0106
G-78737-A1	Fresno	Freestanding Non-Certified Wood Stove	Freestanding Certified Pellet Stove	1.1		Non-Catalytic	FALSE	6/11/2019	8/14/2019	29.5	2.2	54%	68%	2.09	100%	0%	0.0475	0.0028	0.0447
G-78739-A1	San Joaquin	Open Hearth Fireplace	Gas Insert				TRUE	6/20/2019	8/14/2019	22.7	0	7%	68%	0.299465	61%	38%	0.0032	0.0000	0.0032
G-78741-A1	San Joaquin	Wood-Burning Firebox	Gas Insert				FALSE	8/2/2019	11/6/2019	22.7	0	7%	68%	0.299465	100%	0%	0.0052	0.0000	0.0052
G-78743-A1	Fresno	Certified Wood Insert	Gas Insert				FALSE	7/22/2019	9/12/2019	14.5785	0	68%	68%	2.1	100%	0%	0.0236	0.0000	0.0236
G-78745-A1	San Joaquin	Wood-Burning Firebox	Gas Fireplace				TRUE	6/27/2019	10/17/2019	22.7	0	7%	68%	0.299465	61%	38%	0.0032	0.0000	0.0032
G-78747-A1	Tulare	Freestanding Non-Certified Wood Stove	Freestanding Gas Stove				TRUE	6/28/2019	9/17/2019	29.5	0	54%	68%	2.4	53%	43%	0.0291	0.0000	0.0291
G-78932-A1	Fresno	Open Hearth Fireplace	Gas Insert				TRUE	7/6/2019	8/13/2019	22.7	0	7%	68%	0.299465	24%	59%	0.0013	0.0000	0.0013
G-78936-A1	Fresno	Open Hearth Fireplace	Gas Insert				TRUE	6/25/2019	7/24/2019	22.7	0	7%	68%	0.299465	24%	59%	0.0013	0.0000	0.0013
G-78937-A1	Fresno	Wood-Burning Firebox	Gas Insert				TRUE	6/22/2019	7/24/2019	22.7	0	7%	68%	0.299465	24%	59%	0.0013	0.0000	0.0013
G-78939-A1	Fresno	Open Hearth Fireplace	Certified Wood Insert	2.1		75 Non-Catalytic													

SAN JOAQUIN VALLEY UNIFIED AIR POLLUTION CONTROL DISTRICT

2021 Annual Demonstration Report

August 31, 2022

Contract#	County	OldDeviceType	NewDeviceType	EmissionRating	OverallEfficiency	DeviceSubtype	PipedNatGa	InstallDate	ClaimDate	Emission Factor		Efficiency		FuelUse	Non-Curtailment %		Emissions (tpy PM2.5)		
										EF_Old	EF_New	Eff_Old	Eff_New		B _{all}	B _{reg}	Before	After	Reduction
G-79373-A1	Fresno	Open Hearth Fireplace	Certified Wood Insert	2.6		Non-Catalytic	FALSE	6/27/2019	7/24/2019	22.7	5.2	7%	68%	0.299465	100%	0%	0.0052	0.0001	0.0051
G-79374-A1	Merced	Open Hearth Fireplace	Gas Insert				FALSE	7/2/2019	7/24/2019	22.7	0	7%	68%	0.299465	100%	0%	0.0052	0.0000	0.0052
G-79375-A1	Fresno	Open Hearth Fireplace	Freestanding Gas Stove				FALSE	7/25/2019	8/14/2019	22.7	0	7%	68%	0.299465	100%	0%	0.0052	0.0000	0.0052
G-79376-A1	Tulare	Open Hearth Fireplace	Gas Insert				TRUE	7/16/2019	10/23/2019	22.7	0	7%	68%	0.299465	53%	43%	0.0028	0.0000	0.0028
G-79515-A1	Tulare	Wood-Burning Firebox	Gas Insert				TRUE	9/10/2019	11/6/2019	22.7	0	7%	68%	0.299465	53%	43%	0.0028	0.0000	0.0028
G-79618-A1	Merced	Wood-Burning Firebox	Gas Insert				TRUE	6/20/2019	8/14/2019	22.7	0	7%	68%	0.299465	68%	32%	0.0035	0.0000	0.0035
G-79619-A1	Fresno	Open Hearth Fireplace	Gas Insert				TRUE	6/21/2019	7/24/2019	22.7	0	7%	68%	0.299465	24%	59%	0.0013	0.0000	0.0013
G-79621-A1	Kern	Open Hearth Fireplace	Gas Insert				TRUE	7/26/2019	10/17/2019	22.7	0	7%	68%	0.299465	31%	51%	0.0016	0.0000	0.0016
G-79625-A1	Tulare	Freestanding Non-Certified Wood Stove	Freestanding Certified Wood Stove	3.6		Non-Catalytic	FALSE	7/10/2019	7/31/2019	29.5	7.2	54%	68%	2.4	100%	0%	0.0545	0.106	0.0439
G-79686-A3	Fresno	Open Hearth Fireplace	Gas Insert				TRUE	6/30/2019	11/19/2020	22.7	0	7%	68%	0.299465	24%	59%	0.0013	0.0000	0.0013
G-79741-A1	Fresno	Open Hearth Fireplace	Certified Wood Insert	2.6		Non-Catalytic	FALSE	7/18/2019	8/7/2019	22.7	5.2	7%	68%	0.299465	100%	0%	0.0052	0.0001	0.0051
G-79743-A1	Kern	Open Hearth Fireplace	Gas Insert				FALSE	7/2/2019	9/17/2019	22.7	0	7%	68%	0.299465	100%	0%	0.0052	0.0000	0.0052
G-79745-A1	Madera	Open Hearth Fireplace	Gas Insert				TRUE	7/1/2019	9/18/2019	22.7	0	7%	68%	0.299465	33%	57%	0.0017	0.0000	0.0017
G-79747-A1	Fresno	Open Hearth Fireplace	Gas Insert				TRUE	5/13/2021	6/16/2021	22.7	0	7%	68%	0.299465	24%	59%	0.0013	0.0000	0.0013
G-79748-A1	Fresno	Open Hearth Fireplace	Certified Wood Insert	2.6		Non-Catalytic	FALSE	7/26/2019	8/7/2019	22.7	5.2	7%	68%	0.299465	100%	0%	0.0052	0.0001	0.0051
G-79754-A1	Stanislaus	Non-Certified Wood Insert	Gas Insert				FALSE	8/9/2019	10/17/2019	29.5	0	54%	68%	2.1	100%	0%	0.0477	0.0000	0.0477
G-79756-A1	Fresno	Open Hearth Fireplace	Certified Wood Insert	2.9		Non-Catalytic	FALSE	8/23/2019	10/16/2019	22.7	5.8	7%	68%	0.299465	100%	0%	0.0052	0.0001	0.0051
G-79757-A1	Fresno	Open Hearth Fireplace	Gas Insert				TRUE	7/17/2019	8/7/2019	22.7	0	7%	68%	0.299465	24%	59%	0.0013	0.0000	0.0013
G-79758-A1	Kings	Open Hearth Fireplace	Certified Wood Insert	2.6		Non-Catalytic	TRUE	9/12/2019	10/16/2019	22.7	5.2	7%	68%	0.299465	48%	48%	0.0025	0.0001	0.0024
G-79759-A1	Fresno	Open Hearth Fireplace	Gas Insert				FALSE	8/8/2019	11/6/2019	22.7	0	7%	68%	0.299465	100%	0%	0.0052	0.0000	0.0052
G-79762-A1	Fresno	Open Hearth Fireplace	Certified Wood Insert	2.6		Non-Catalytic	FALSE	7/31/2019	8/7/2019	22.7	5.2	7%	68%	0.299465	100%	0%	0.0052	0.0001	0.0051
G-79766-A1	Stanislaus	Non-Certified Wood Insert	Certified Wood Insert	2.6		Non-Catalytic	FALSE	7/24/2019	8/13/2019	29.5	5.2	54%	68%	2.1	100%	0%	0.0477	0.0067	0.0410
G-79768-A1	Merced	Wood-Burning Firebox	Gas Insert				TRUE	7/24/2019	8/7/2019	22.7	0	7%	68%	0.299465	68%	32%	0.0035	0.0000	0.0035
G-79814-A1	Stanislaus	Open Hearth Fireplace	Gas Insert				TRUE	7/19/2019	9/17/2019	22.7	0	7%	68%	0.299465	54%	44%	0.0028	0.0000	0.0028
G-79825-A1	Stanislaus	Open Hearth Fireplace	Gas Insert				TRUE	9/5/2019	1/14/2020	22.7	0	7%	68%	0.299465	54%	44%	0.0028	0.0000	0.0028
G-79832-A1	San Joaquin	Non-Certified Wood Insert	Certified Wood Insert	3.1		Non-Catalytic	TRUE	7/26/2019	10/17/2019	29.5	6.2	54%	68%	2.1	61%	38%	0.0290	0.0053	0.0238
G-79909-A1	San Joaquin	Open Hearth Fireplace	Gas Insert				FALSE	6/29/2019	9/12/2019	22.7	0	7%	68%	0.299465	100%	0%	0.0052	0.0000	0.0052
G-80004-A1	Stanislaus	Open Hearth Fireplace	Gas Insert				FALSE	8/14/2019	10/17/2019	22.7	0	7%	68%	0.299465	100%	0%	0.0052	0.0000	0.0052
G-80015-A1	Tulare	Open Hearth Fireplace	Gas Insert				TRUE	7/25/2019	8/7/2019	22.7	0	7%	68%	0.299465	53%	43%	0.0028	0.0000	0.0028
G-80130-A1	Fresno	Open Hearth Fireplace	Gas Insert				FALSE	7/27/2019	8/8/2019	22.7	0	7%	68%	0.299465	100%	0%	0.0052	0.0000	0.0052
G-80186-A1	Kern	Open Hearth Fireplace	Gas Insert				TRUE	8/8/2019	11/21/2019	22.7	0	7%	68%	0.299465	31%	51%	0.0016	0.0000	0.0016
G-80188-A1	Fresno	Open Hearth Fireplace	Certified Wood Insert	2.6		Non-Catalytic	FALSE	8/3/2019	9/17/2019	22.7	5.2	7%	68%	0.299465	100%	0%	0.0052	0.0001	0.0051
G-80189-A1	Merced	Open Hearth Fireplace	Gas Insert				TRUE	8/26/2019	10/23/2019	22.7	0	7%	68%	0.299465	68%	32%	0.0035	0.0000	0.0035
G-80196-A1	Tulare	Open Hearth Fireplace	Certified Wood Insert	2.6		Non-Catalytic	FALSE	7/19/2019	7/30/2019	22.7	5.2	7%	68%	0.299465	100%	0%	0.0052	0.0001	0.0051
G-80197-A1	Tulare	Open Hearth Fireplace	Gas Insert				TRUE	7/19/2019	7/30/2019	22.7	0	7%	68%	0.299465	53%	43%	0.0028	0.0000	0.0028
G-80201-A1	Madera	Open Hearth Fireplace	Certified Wood Insert	1.6		73 Non-Catalytic	FALSE	8/3/2019	8/13/2019	22.7	3.2	7%	73%	0.299465	100%	0%	0.0052	0.0001	0.0052
G-80226-A1	Madera	Freestanding Non-Certified Wood Stove	Freestanding Gas Stove				TRUE	10/16/2019	5/19/2020	29.5	0	54%	68%	2.61	33%	57%	0.0198	0.0000	0.0198
G-80238-A1	Tulare	Non-Certified Wood Insert	Gas Insert				FALSE	8/6/2019	10/29/2019	29.5	0	54%	68%	2.1	100%	0%	0.0477	0.0000	0.0477
G-80239-A1	Tulare	Open Hearth Fireplace	Gas Insert				TRUE	2/5/2020	5/19/2020	22.7	0	7%	68%	0.299465	53%	43%	0.0028	0.0000	0.0028
G-80340-A1	Fresno	Open Hearth Fireplace	Gas Insert				FALSE	7/17/2019	9/17/2019	22.7	0	7%	68%	0.299465	100%	0%	0.0052	0.0000	0.0052
G-80343-A1	Fresno	Non-Certified Wood Insert	Certified Wood Insert	2.6		Non-Catalytic	FALSE	9/26/2019	10/16/2019	29.5	5.2	54%	68%	2.1	100%	0%	0.0477	0.0067	0.0410
G-80344-A1	Tulare	Open Hearth Fireplace	Gas Insert				TRUE	10/6/2019	10/23/2019	22.7	0	7%	68%	0.299465	53%	43%	0.0028	0.0000	0.0028
G-80345-A1	San Joaquin	Open Hearth Fireplace	Gas Insert				FALSE	7/22/2019	10/17/2019	22.7	0	7%	68%	0.299465	100%	0%	0.0052	0.0000	0.0052
G-80347-A1	Kern	Open Hearth Fireplace	Gas Insert				TRUE	8/7/2019	10/17/2019	22.7	0	7%	68%	0.299465	31%	51%	0.0016	0.0000	0.0016
G-80349-A1	Fresno	Open Hearth Fireplace	Certified Wood Insert	2.6		Non-Catalytic	FALSE	7/23/2019	8/7/2019	22.7	5.2	7%	68%	0.299465	100%	0%	0.0052	0.0001	0.0051
G-80351-A1	Madera	Freestanding Non-Certified Wood Stove	Freestanding Certified Wood Stove	0.6		Catalytic	FALSE	8/16/2019	10/17/2019	29.5	1.2	54%	68%	2.61	100%	0%	0.0593	0.0019	0.0574
G-80352-A1	Fresno	Non-Certified Wood Insert	Certified Wood Insert	2.6		Non-Catalytic	FALSE	7/23/2019	8/7/2019	29.5	5.2	54%	68%	2.1	100%	0%	0.0477	0.0067	0.0410
G-80355-A1	San Joaquin	Freestanding Non-Certified Wood Stove	Freestanding Certified Wood Stove	4.2		Non-Catalytic	TRUE	7/29/2019	10/17/2019	29.5	8.4	54%	68%	1.15	61%	38%	0.0159	0.0039	0.0120
G-80358-A2	Kern	Open Hearth Fireplace	Gas Insert				FALSE	8/15/2019	12/18/2019	22.7	0	7%	68%	0.299465	100%	0%	0.0052	0.0000	0.0052
G-80360-A1	Kern	Open Hearth Fireplace	Gas Insert				FALSE	8/9/2019	10/29/2019	22.7	0	7%	68%	0.299465	100%	0%	0.0052	0.0000	0.0052
G-80479-A1	Fresno	Open Hearth Fireplace	Gas Insert				TRUE	9/13/2019	11/21/2019	22.7	0	7%	68%	0.299465	24%	59%	0.0013	0.0000	0.0013
G-80484-A1	Kings	Open Hearth Fireplace	Gas Insert				TRUE	8/18/2019	9/17/2019	22.7	0	7%	68%	0.299465	48%	48%	0.0025	0.0000	0.0025
G-80494-A1	San Joaquin	Non-Certified Wood Insert	Gas Insert				TRUE	8/28/2019	11/6/2019	29.5	0	54%	68%	2.1	61%	38%	0.0290	0.0000	0.0290
G-80501-A1	San Joaquin	Open Hearth Fireplace	Gas Insert				TRUE	7/26/2019	10/17/2019	22.7	0	7%	68%	0.299465	61%	38%	0.0032	0.0000	0.0032
G-80557-A1	Fresno	Non-Certified Wood Insert	Certified Wood Insert	2.6		Non-Catalytic	FALSE	7/31/2019	10/16/2019	29.5	5.2	54%	68%	2.1	100%	0%	0.0477	0.0067	0.0410
G-80558-A1	Kings	Open Hearth Fireplace	Gas Insert				TRUE	8/2/2019	8/13/2019	22.7	0	7%	68%	0.299465	48%	48%	0.0025	0.0000	0.0025
G-80602-A1	Fresno	Freestanding Non-Certified Wood Stove	Freestanding Certified Wood Stove	3.1		Non-Catalytic	FALSE	8/19/2019	11/6/2019	29.5	6.2	54%	68%	2.09	100%	0%	0.0475	0.0079	0.0396
G-80603-A1	Kern	Wood-Burning Firebox	Certified Pellet Insert	1.5		70 Non-Catalytic	FALSE	7/30/2019	10/17/2019	22.7	3	7%	70%	0.299465	100%	0%	0.0052	0.0001	0.0052
G-80689-A1	Tulare	Open Hearth Fireplace	Certified Wood Insert	2.9		Non-Catalytic	FALSE	10/31/2019	2/6/2020	22.7	5.8	7%	68%	0.299465	100%	0%	0.0052	0.0001	0.0051
G-80691-A1	Madera	Open Hearth Fireplace	Gas Insert				FALSE	8/23/2019	10/23/2019	22.7	0	7%	68%	0.299465	100%	0%	0.0052	0.0000	0.0052
G-80694-A1	Merced	Non-Certified Wood Insert	Certified Wood Insert	0.58		80 Catalytic	FALSE	8/14/2019	10/3/2019	29.5	1.16	54%	80%	2.1	100%	0%	0.0477	0.0013	0.0464
G-80698-A1	Madera	Open Hearth Fireplace	Certified Wood Insert	2.6		Non-Catalytic	FALSE	10/8/2019	10/23/2019	22.7	5.2	7%	68%	0.299465	100%	0%	0.0052	0.0001	0.0051
G-80699-A1	Madera	Non-Certified Wood Insert	Certified Wood Insert	2.6		Non-Catalytic	TRUE	8/1/2019	9/12/2019	29.5	5.2	54%	68%	2.1	33%	57%	0.0159	0.0028	0.0131
G-80704-A1	Fresno	Open Hearth Fireplace	Certified Wood Insert	2.6		Non-Catalytic	TRUE	8/6/2019	9/17/2019	22.7	5.2	7%	68%	0.299465	24%	59%	0.0013	0.0000	0.0012
G-80829-A1	Tulare	Open Hearth Fireplace	Gas Insert				FALSE	8/7/2019	10/3/2019	22.7	0	7%	68%	0.299465	100%	0%	0.0052	0.0000	0.0052
G-80833-A1	Tulare	Open Hearth Fireplace	Gas Insert				TRUE	10/30/2019	1/14/2020	22.7	0	7%	68%	0.299465	53%	43%	0.0028	0.0000	0.0028
G-80835-A1	Tulare	Wood-Burning Firebox	Gas Insert				TRUE	8/15/2019	11/6/2019										

SAN JOAQUIN VALLEY UNIFIED AIR POLLUTION CONTROL DISTRICT

2021 Annual Demonstration Report

August 31, 2022

Contract#	County	OldDeviceType	NewDeviceType	EmissionRating	OverallEfficiency	DeviceSubtype	PipedNatG	InstallDate	ClaimDate	Emission Factor		Efficiency		FuelUse	Non-Curtailment %		Emissions (tpy PM2.5)		
										EF_Old	EF_New	Eff_Old	Eff_New		B _{all}	B _{reg}	Before	After	Reduction
G-81118-A1	San Joaquin	Non-Certified Wood Insert	Gas Insert				FALSE	10/4/2019	11/21/2019	29.5	0	54%	68%	2.1	100%	0%	0.0477	0.0000	0.0477
G-81160-A1	Fresno	Open Hearth Fireplace	Gas Insert				FALSE	9/26/2019	11/21/2019	22.7	0	7%	68%	0.299465	100%	0%	0.0052	0.0000	0.0052
G-81161-A1	Fresno	Wood-Burning Firebox	Gas Insert				FALSE	8/12/2019	10/17/2019	22.7	0	7%	68%	0.299465	100%	0%	0.0052	0.0000	0.0052
G-81282-A1	Fresno	Non-Certified Wood Insert	Certified Wood Insert	1.6		73 Non-Catalytic	TRUE	8/3/2019	8/13/2019	29.5	3.2	54%	73%	2.1	24%	59%	0.0115	0.0012	0.0103
G-81283-A1	Fresno	Open Hearth Fireplace	Gas Insert				TRUE	8/7/2019	10/17/2019	22.7	0	7%	68%	0.299465	24%	59%	0.0013	0.0000	0.0013
G-81284-A1	Stanislaus	Non-Certified Wood Insert	Gas Insert				TRUE	8/30/2019	11/21/2019	29.5	0	54%	68%	2.1	54%	44%	0.0258	0.0000	0.0258
G-81305-A1	Kern	Wood-Burning Firebox	Gas Insert				TRUE	9/24/2019	11/6/2019	22.7	0	7%	68%	0.299465	31%	51%	0.0016	0.0000	0.0016
G-81331-A1	Stanislaus	Wood-Burning Firebox	Gas Fireplace				TRUE	9/9/2019	11/26/2019	22.7	0	7%	68%	0.299465	54%	44%	0.0028	0.0000	0.0028
G-81332-A1	Madera	Freestanding Non-Certified Wood Stove	Freestanding Gas Stove				FALSE	9/11/2019	10/24/2019	29.5	0	54%	68%	2.61	100%	0%	0.0593	0.0000	0.0593
G-81334-A1	San Joaquin	Open Hearth Fireplace	Gas Insert				FALSE	8/20/2019	10/17/2019	22.7	0	7%	68%	0.299465	100%	0%	0.0052	0.0000	0.0052
G-81385-A1	Tulare	Non-Certified Wood Insert	Gas Insert				FALSE	8/31/2019	10/16/2019	29.5	0	54%	68%	2.1	100%	0%	0.0477	0.0000	0.0477
G-81386-A1	Fresno	Non-Certified Wood Insert	Certified Wood Insert	2.9		Non-Catalytic	FALSE	8/27/2019	10/16/2019	29.5	5.8	54%	68%	2.1	100%	0%	0.0477	0.0074	0.0403
G-81388-A1	Fresno	Non-Certified Wood Insert	Gas Insert				FALSE	10/18/2019	11/21/2019	29.5	0	54%	68%	2.1	100%	0%	0.0477	0.0000	0.0477
G-81405-A1	San Joaquin	Non-Certified Wood Insert	Gas Fireplace				FALSE	9/10/2019	1/14/2020	29.5	0	54%	68%	2.1	100%	0%	0.0477	0.0000	0.0477
G-81450-A1	Madera	Non-Certified Wood Insert	Gas Insert				FALSE	9/5/2019	11/6/2019	29.5	0	54%	68%	2.1	100%	0%	0.0477	0.0000	0.0477
G-81454-A1	Tulare	Freestanding Non-Certified Wood Stove	Freestanding Gas Stove				FALSE	9/9/2019	10/16/2019	29.5	0	54%	68%	2.4	100%	0%	0.0545	0.0000	0.0545
G-81455-A1	Fresno	Non-Certified Wood Insert	Gas Insert				TRUE	8/24/2019	11/6/2019	29.5	0	54%	68%	2.1	24%	59%	0.0115	0.0000	0.0115
G-81469-A1	Fresno	Freestanding Non-Certified Wood Stove	Freestanding Certified Wood Stove	1.6		73 Non-Catalytic	FALSE	9/28/2019	10/16/2019	29.5	3.2	54%	73%	2.09	100%	0%	0.0475	0.0038	0.0437
G-81470-A1	Stanislaus	Open Hearth Fireplace	Gas Insert				FALSE	9/19/2019	11/21/2019	22.7	0	7%	68%	0.299465	100%	0%	0.0052	0.0000	0.0052
G-81491-A1	Kern	Wood-Burning Firebox	Gas Insert				TRUE	8/12/2019	11/6/2019	22.7	0	7%	68%	0.299465	31%	51%	0.0016	0.0000	0.0016
G-81502-A1	Fresno	Non-Certified Wood Insert	Gas Insert				FALSE	8/29/2019	10/24/2019	29.5	0	54%	68%	2.1	100%	0%	0.0477	0.0000	0.0477
G-81505-A1	Stanislaus	Wood-Burning Firebox	Gas Insert				FALSE	9/30/2019	11/26/2019	22.7	0	7%	68%	0.299465	100%	0%	0.0052	0.0000	0.0052
G-81506-A1	Tulare	Wood-Burning Firebox	Certified Wood Insert	4.5		71 Non-Catalytic	FALSE	10/10/2019	11/20/2019	22.7	9	7%	71%	0.299465	100%	0%	0.0052	0.0002	0.0050
G-81507-A1	Stanislaus	Freestanding Non-Certified Wood Stove	Freestanding Gas Stove				TRUE	9/5/2019	11/6/2019	29.5	0	54%	68%	1.55	54%	44%	0.0191	0.0000	0.0191
G-81581-A1	Kern	Wood-Burning Firebox	Gas Insert				FALSE	12/6/2019	12/30/2019	22.7	0	7%	68%	0.299465	100%	0%	0.0052	0.0000	0.0052
G-81592-A1	Fresno	Open Hearth Fireplace	Gas Insert				FALSE	8/21/2019	10/17/2019	22.7	0	7%	68%	0.299465	100%	0%	0.0052	0.0000	0.0052
G-81612-A1	Fresno	Open Hearth Fireplace	Gas Insert				TRUE	8/17/2019	9/17/2019	22.7	0	7%	68%	0.299465	24%	59%	0.0013	0.0000	0.0013
G-81614-A1	Madera	Non-Certified Wood Insert	Certified Wood Insert	2.6		Non-Catalytic	FALSE	8/15/2019	10/16/2019	29.5	5.2	54%	68%	2.1	100%	0%	0.0477	0.0067	0.0410
G-81616-A1	Fresno	Wood-Burning Firebox	Certified Wood Insert	2.6		Non-Catalytic	FALSE	9/16/2019	10/16/2019	22.7	5.2	7%	68%	0.299465	100%	0%	0.0052	0.0001	0.0051
G-81618-A1	Tulare	Non-Certified Wood Insert	Gas Insert				FALSE	8/22/2019	11/6/2019	29.5	0	54%	68%	2.1	100%	0%	0.0477	0.0000	0.0477
G-81619-A1	Tulare	Open Hearth Fireplace	Gas Insert				FALSE	8/14/2019	9/17/2019	22.7	0	7%	68%	0.299465	100%	0%	0.0052	0.0000	0.0052
G-81620-A1	Fresno	Open Hearth Fireplace	Certified Wood Insert	2.6		Non-Catalytic	FALSE	8/13/2019	10/16/2019	22.7	5.2	7%	68%	0.299465	100%	0%	0.0052	0.0001	0.0051
G-81622-A1	Fresno	Open Hearth Fireplace	Gas Insert				FALSE	9/11/2019	10/16/2019	22.7	0	7%	68%	0.299465	100%	0%	0.0052	0.0000	0.0052
G-81623-A1	Tulare	Open Hearth Fireplace	Gas Insert				FALSE	8/15/2019	9/17/2019	22.7	0	7%	68%	0.299465	100%	0%	0.0052	0.0000	0.0052
G-81624-A1	Tulare	Open Hearth Fireplace	Certified Wood Insert	2.6		Non-Catalytic	FALSE	9/19/2019	10/16/2019	22.7	5.2	7%	68%	0.299465	100%	0%	0.0052	0.0001	0.0051
G-81625-A1	Stanislaus	Wood-Burning Firebox	Certified Wood Insert	2.6		Non-Catalytic	FALSE	8/16/2019	9/17/2019	22.7	5.2	7%	68%	0.299465	100%	0%	0.0052	0.0001	0.0051
G-81627-A1	Kern	Wood-Burning Firebox	Gas Insert				FALSE	8/23/2019	10/17/2019	22.7	0	7%	68%	0.299465	100%	0%	0.0052	0.0000	0.0052
G-81711-A1	Tulare	Wood-Burning Firebox	Gas Insert				TRUE	8/24/2019	9/25/2019	22.7	0	7%	68%	0.299465	53%	43%	0.0028	0.0000	0.0028
G-81713-A1	Madera	Freestanding Non-Certified Wood Stove	Freestanding Certified Wood Stove	3.6		Non-Catalytic	FALSE	11/19/2019	1/14/2020	29.5	7.2	54%	68%	2.61	100%	0%	0.0593	0.0115	0.0478
G-81717-A1	Fresno	Freestanding Non-Certified Wood Stove	Freestanding Certified Pellet Stove	1.1		Non-Catalytic	TRUE	8/21/2019	10/17/2019	29.5	2.2	54%	68%	2.09	24%	59%	0.0115	0.0009	0.0106
G-81718-A1	Fresno	Wood-Burning Firebox	Gas Insert				TRUE	12/13/2019	1/9/2020	22.7	0	7%	68%	0.299465	24%	59%	0.0013	0.0000	0.0013
G-81721-A1	San Joaquin	Non-Certified Wood Insert	Gas Insert				TRUE	8/27/2019	11/6/2019	29.5	0	54%	68%	2.1	61%	38%	0.0290	0.0000	0.0290
G-81723-A1	San Joaquin	Non-Certified Wood Insert	Gas Insert				TRUE	8/28/2019	11/6/2019	29.5	0	54%	68%	2.1	61%	38%	0.0290	0.0000	0.0290
G-81725-A1	Stanislaus	Open Hearth Fireplace	Gas Insert				TRUE	8/21/2019	10/17/2019	22.7	0	7%	68%	0.299465	54%	44%	0.0028	0.0000	0.0028
G-81781-A1	San Joaquin	Open Hearth Fireplace	Gas Insert				TRUE	9/12/2019	11/6/2019	22.7	0	7%	68%	0.299465	61%	38%	0.0032	0.0000	0.0032
G-81785-A1	Stanislaus	Open Hearth Fireplace	Gas Insert				FALSE	8/26/2019	11/6/2019	22.7	0	7%	68%	0.299465	100%	0%	0.0052	0.0000	0.0052
G-81787-A1	Fresno	Open Hearth Fireplace	Gas Insert				FALSE	8/28/2019	10/23/2019	22.7	0	7%	68%	0.299465	100%	0%	0.0052	0.0000	0.0052
G-81850-A1	Merced	Freestanding Non-Certified Wood Stove	Freestanding Certified Wood Stove	3.5		73 Non-Catalytic	TRUE	1/22/2020	3/3/2020	29.5	7	54%	73%	2.67	68%	32%	0.0409	0.0077	0.0333
G-81852-A1	Kern	Freestanding Non-Certified Wood Stove	Certified Wood Insert	3.1		Non-Catalytic	TRUE	9/23/2019	11/21/2019	29.5	6.2	54%	68%	1.57	31%	51%	0.0110	0.0023	0.0087
G-81854-A1	Stanislaus	Open Hearth Fireplace	Gas Insert				TRUE	9/13/2019	11/6/2019	22.7	0	7%	68%	0.299465	54%	44%	0.0028	0.0000	0.0028
G-81858-A1	Fresno	Non-Certified Pellet Insert	Certified Pellet Insert	0.78		64 Non-Catalytic	TRUE	11/27/2019	1/14/2020	2.9	1.56	68%	64%	2.1	24%	59%	0.0011	0.0009	0.0003
G-81862-A1	San Joaquin	Open Hearth Fireplace	Certified Wood Insert	0.58		80 Catalytic	FALSE	10/10/2019	11/20/2019	22.7	1.16	7%	80%	0.299465	100%	0%	0.0052	0.0000	0.0052
G-81866-A1	San Joaquin	Freestanding Non-Certified Wood Stove	Freestanding Certified Wood Stove	4.5		75 Non-Catalytic	FALSE	9/9/2019	11/20/2019	29.5	9	54%	75%	1.15	100%	0%	0.0261	0.0057	0.0204
G-81925-A1	Tulare	Open Hearth Fireplace	Gas Insert				TRUE	11/7/2019	12/18/2019	22.7	0	7%	68%	0.299465	53%	43%	0.0028	0.0000	0.0028
G-81940-A1	Tulare	Freestanding Non-Certified Wood Stove	Freestanding Certified Pellet Stove	1.1		Non-Catalytic	FALSE	10/12/2019	12/4/2019	29.5	2.2	54%	68%	2.4	100%	0%	0.0545	0.0032	0.0513
G-81965-A1	Fresno	Open Hearth Fireplace	Gas Insert				TRUE	11/15/2020	2/12/2020	22.7	0	7%	68%	0.299465	24%	59%	0.0013	0.0000	0.0013
G-81972-A1	San Joaquin	Freestanding Non-Certified Wood Stove	Freestanding Gas Stove				FALSE	10/9/2019	4/20/2020	29.5	0	54%	68%	1.15	100%	0%	0.0261	0.0000	0.0261
G-81986-A1	Stanislaus	Open Hearth Fireplace	Certified Wood Insert	4.5		75 Non-Catalytic	FALSE	9/16/2019	10/16/2019	22.7	9	7%	75%	0.299465	100%	0%	0.0052	0.0002	0.0050
G-81993-A1	Fresno	Open Hearth Fireplace	Gas Insert				FALSE	11/7/2019	12/4/2019	22.7	0	7%	68%	0.299465	100%	0%	0.0052	0.0000	0.0052
G-81994-A1	Fresno	Open Hearth Fireplace	Certified Wood Insert	2.6		Non-Catalytic	FALSE	9/17/2019	10/23/2019	22.7	5.2	7%	68%	0.299465	100%	0%	0.0052	0.0001	0.0051
G-81996-A1	Tulare	Open Hearth Fireplace	Gas Insert				TRUE	10/16/2019	11/6/2019	22.7	0	7%	68%	0.299465	53%	43%	0.0028	0.0000	0.0028
G-82065-A1	Stanislaus	Open Hearth Fireplace	Gas Insert				TRUE	9/29/2019	11/26/2019	22.7	0	7%	68%	0.299465	54%	44%	0.0028	0.0000	0.0028
G-82066-A1	Stanislaus	Open Hearth Fireplace	Gas Insert				TRUE	9/11/2019	11/21/2019	22.7	0	7%	68%	0.299465	54%	44%	0.0028	0.0000	0.0028
G-82067-A1	San Joaquin	Open Hearth Fireplace	Gas Insert				TRUE	10/11/2019	11/21/2019	22.7	0	7%	68%	0.299465	61%	38%	0.0032	0.0000	0.0032
G-82068-A1	San Joaquin	Non-Certified Wood Insert	Gas Insert				FALSE	3/2/2020	3/25/2020	29.5	0	54%	68%	2.1	100%	0%	0.0477	0.0000	0.0477
G-82079-A1	Fresno	Open Hearth Fireplace	Gas Insert				FALSE	10/5/2019	10/23/2019	22.7	0	7%	68%	0.299465	100%	0%	0.0052	0.0000	0.0052
G-82252-A1	Tulare	Wood-Burning Firebox	Gas Insert																

SAN JOAQUIN VALLEY UNIFIED AIR POLLUTION CONTROL DISTRICT

2021 Annual Demonstration Report

August 31, 2022

Contract#	County	OldDeviceType	NewDeviceType	EmissionRating	OverallEfficiency	DeviceSubtype	PipedNatGa	InstallDate	ClaimDate	Emission Factor		Efficiency		FuelUse	Non-Curtailment %		Emissions (tpy PM2.5)		
										EF_Old	EF_New	Eff_Old	Eff_New		B_all	B_reg	Before	After	Reduction
G-82556-A1	Fresno	Non-Certified Wood Insert	Certified Pellet Insert	1		Non-Catalytic	TRUE	9/9/2019	11/6/2019	29.5	2	54%	68%	2.1	24%	59%	0.0115	0.0008	0.0107
G-82681-A1	Tulare	Non-Certified Wood Insert	Certified Wood Insert	4.1		Non-Catalytic	TRUE	10/8/2019	12/4/2019	29.5	8.2	54%	68%	2.1	53%	43%	0.0254	0.0063	0.0192
G-82718-A1	Fresno	Open Hearth Fireplace	Gas Insert				TRUE	11/5/2019	1/14/2020	22.7	0	7%	68%	0.299465	24%	59%	0.0013	0.0000	0.0013
G-82736-A1	Stanislaus	Open Hearth Fireplace	Certified Wood Insert	3.9		Non-Catalytic	FALSE	10/4/2019	11/20/2019	22.7	7.8	7%	68%	0.299465	100%	0%	0.0052	0.0002	0.0050
G-82738-A1	San Joaquin	Freestanding Non-Certified Wood Stove	Freestanding Gas Stove				FALSE	9/23/2019	11/6/2019	29.5	0	54%	68%	1.15	100%	0%	0.0261	0.0000	0.0261
G-82740-A1	Tulare	Open Hearth Fireplace	Gas Insert				TRUE	11/14/2019	12/30/2019	22.7	0	7%	68%	0.299465	53%	43%	0.0028	0.0000	0.0028
G-82742-A1	Stanislaus	Open Hearth Fireplace	Gas Insert				TRUE	10/2/2019	12/18/2019	22.7	0	7%	68%	0.299465	54%	44%	0.0028	0.0000	0.0028
G-82839-A1	Kern	Open Hearth Fireplace	Gas Insert				FALSE	10/14/2019	1/14/2020	22.7	0	7%	68%	0.299465	100%	0%	0.0052	0.0000	0.0052
G-82841-A1	Fresno	Freestanding Non-Certified Wood Stove	Freestanding Certified Wood Stove	3.5		Non-Catalytic	FALSE	1/8/2020	2/12/2020	29.5	7	54%	68%	2.09	100%	0%	0.0475	0.0089	0.0385
G-82842-A1	Fresno	Open Hearth Fireplace	Certified Wood Insert	2.6		Non-Catalytic	FALSE	9/17/2019	10/23/2019	22.7	5.2	7%	68%	0.299465	100%	0%	0.0052	0.0001	0.0051
G-82845-A1	Fresno	Non-Certified Wood Insert	Certified Wood Insert	2.6		Non-Catalytic	TRUE	9/12/2019	10/16/2019	29.5	5.2	54%	68%	2.1	24%	59%	0.0115	0.0022	0.0094
G-82848-A1	Fresno	Open Hearth Fireplace	Gas Insert				FALSE	12/28/2019	1/28/2020	22.7	0	7%	68%	0.299465	100%	0%	0.0052	0.0000	0.0052
G-82880-A1	San Joaquin	Open Hearth Fireplace	Gas Insert				FALSE	9/20/2019	11/6/2019	22.7	0	7%	68%	0.299465	100%	0%	0.0052	0.0000	0.0052
G-82909-A1	Kings	Open Hearth Fireplace	Certified Wood Insert	2.6		Non-Catalytic	FALSE	9/20/2019	10/23/2019	22.7	5.2	7%	68%	0.299465	100%	0%	0.0052	0.0001	0.0051
G-82910-A1	Tulare	Wood-Burning Firebox	Gas Insert				FALSE	9/26/2019	10/23/2019	22.7	0	7%	68%	0.299465	100%	0%	0.0052	0.0000	0.0052
G-82911-A1	Madera	Non-Certified Wood Insert	Certified Wood Insert	2.6		Non-Catalytic	FALSE	9/20/2019	10/16/2019	29.5	5.2	54%	68%	2.1	100%	0%	0.0477	0.0067	0.0410
G-82915-A1	Madera	Open Hearth Fireplace	Certified Wood Insert	3.5		Non-Catalytic	FALSE	11/13/2019	12/11/2019	22.7	7	7%	68%	0.299465	100%	0%	0.0052	0.0002	0.0051
G-82925-A1	Stanislaus	Wood-Burning Firebox	Gas Fireplace				FALSE	11/1/2019	12/4/2019	22.7	0	7%	68%	0.299465	100%	0%	0.0052	0.0000	0.0052
G-82935-A1	Kern	Non-Certified Wood Insert	Gas Insert				TRUE	10/25/2019	12/4/2019	29.5	0	54%	68%	2.1	31%	51%	0.0147	0.0000	0.0147
G-82938-A1	Fresno	Non-Certified Wood Insert	Certified Pellet Insert	2.1		Non-Catalytic	TRUE	9/29/2019	11/20/2019	29.5	4.2	54%	68%	2.1	24%	59%	0.0115	0.0018	0.0098
G-82941-A1	San Joaquin	Open Hearth Fireplace	Gas Insert				TRUE	10/4/2019	11/21/2019	22.7	0	7%	68%	0.299465	61%	38%	0.0032	0.0000	0.0032
G-82942-A1	San Joaquin	Open Hearth Fireplace	Freestanding Certified Wood Stove	3		Non-Catalytic	FALSE	10/29/2019	12/4/2019	22.7	6	7%	68%	0.299465	100%	0%	0.0052	0.0001	0.0051
G-82945-A1	Merced	Non-Certified Pellet Insert	Certified Pellet Insert	0.98		76 Non-Catalytic	FALSE	10/10/2019	11/26/2019	2.9	1.96	68%	76%	2.1	100%	0%	0.0047	0.0028	0.0019
G-82946-A1	Madera	Freestanding Non-Certified Pellet Stove	Freestanding Certified Wood Stove	3.6		Non-Catalytic	FALSE	11/9/2019	12/4/2019	2.9	7.2	68%	68%	2.61	100%	0%	0.0058	0.0145	-0.0086
G-82948-A1	Fresno	Non-Certified Wood Insert	Certified Wood Insert	2.6		Non-Catalytic	FALSE	9/21/2019	10/16/2019	29.5	5.2	54%	68%	2.1	100%	0%	0.0477	0.0067	0.0410
G-82949-A1	Tulare	Open Hearth Fireplace	Gas Insert				TRUE	9/25/2019	10/16/2019	22.7	0	7%	68%	0.299465	53%	43%	0.0028	0.0000	0.0028
G-82974-A1	San Joaquin	Open Hearth Fireplace	Certified Wood Insert	1.6		Non-Catalytic	FALSE	9/8/2019	11/20/2019	22.7	3.2	7%	68%	0.299465	100%	0%	0.0052	0.0001	0.0052
G-82976-A1	Fresno	Open Hearth Fireplace	Gas Insert				FALSE	10/15/2019	12/4/2019	22.7	0	7%	68%	0.299465	100%	0%	0.0052	0.0000	0.0052
G-82986-A1	Stanislaus	Open Hearth Fireplace	Gas Insert				FALSE	10/25/2019	11/26/2019	22.7	0	7%	68%	0.299465	100%	0%	0.0052	0.0000	0.0052
G-82987-A1	San Joaquin	Non-Certified Wood Insert	Gas Insert				FALSE	9/27/2019	11/21/2019	29.5	0	54%	68%	2.1	100%	0%	0.0477	0.0000	0.0477
G-82990-A1	Fresno	Open Hearth Fireplace	Gas Insert				FALSE	10/14/2019	10/23/2019	22.7	0	7%	68%	0.299465	100%	0%	0.0052	0.0000	0.0052
G-83039-A1	Fresno	Freestanding Non-Certified Wood Stove	Gas Insert				FALSE	11/13/2019	12/23/2019	29.5	0	54%	68%	2.09	100%	0%	0.0475	0.0000	0.0475
G-83042-A1	Stanislaus	Wood-Burning Firebox	Gas Fireplace				FALSE	12/18/2019	1/15/2020	22.7	0	7%	68%	0.299465	100%	0%	0.0052	0.0000	0.0052
G-83049-A1	Stanislaus	Open Hearth Fireplace	Gas Fireplace				FALSE	10/2/2019	11/21/2019	22.7	0	7%	68%	0.299465	100%	0%	0.0052	0.0000	0.0052
G-83051-A1	Tulare	Open Hearth Fireplace	Gas Insert				FALSE	10/29/2019	11/20/2019	22.7	0	7%	68%	0.299465	100%	0%	0.0052	0.0000	0.0052
G-83052-A1	San Joaquin	Open Hearth Fireplace	Gas Insert				FALSE	9/18/2019	11/6/2019	22.7	0	7%	68%	0.299465	100%	0%	0.0052	0.0000	0.0052
G-83053-A1	Tulare	Freestanding Non-Certified Wood Stove	Freestanding Gas Stove				TRUE	10/4/2019	11/21/2019	29.5	0	54%	68%	2.4	53%	43%	0.0291	0.0000	0.0291
G-83055-A1	Fresno	Non-Certified Wood Insert	Certified Wood Insert	1.9		Non-Catalytic	FALSE	1/2/2020	1/28/2020	29.5	3.8	54%	68%	2.1	100%	0%	0.0477	0.0049	0.0428
G-83091-A1	Fresno	Wood-Burning Firebox	Gas Insert				FALSE	10/29/2019	12/4/2019	22.7	0	7%	68%	0.299465	100%	0%	0.0052	0.0000	0.0052
G-83092-A1	Fresno	Open Hearth Fireplace	Certified Wood Insert	2.9		Non-Catalytic	FALSE	10/13/2019	11/20/2019	22.7	5.8	7%	68%	0.299465	100%	0%	0.0052	0.0001	0.0051
G-83129-A1	San Joaquin	Open Hearth Fireplace	Gas Insert				TRUE	2/5/2020	5/21/2020	22.7	0	7%	68%	0.299465	61%	38%	0.0032	0.0000	0.0032
G-83143-A1	Madera	Non-Certified Wood Insert	Certified Pellet Insert	0.66		Non-Catalytic	FALSE	9/23/2019	11/6/2019	29.5	1.32	54%	68%	2.1	100%	0%	0.0477	0.0017	0.0460
G-83144-A1	Madera	Open Hearth Fireplace	Certified Wood Insert	3.5		Non-Catalytic	TRUE	12/18/2019	3/19/2020	22.7	7	7%	68%	0.299465	33%	57%	0.0017	0.0001	0.0017
G-83145-A1	Merced	Non-Certified Wood Insert	Certified Pellet Insert	1.1		Non-Catalytic	FALSE	10/31/2019	12/4/2019	29.5	2.2	54%	68%	2.1	100%	0%	0.0477	0.0028	0.0449
G-83146-A1	Stanislaus	Open Hearth Fireplace	Gas Insert				FALSE	11/12/2019	2/6/2020	22.7	0	7%	68%	0.299465	100%	0%	0.0052	0.0000	0.0052
G-83147-A1	Tulare	Open Hearth Fireplace	Gas Insert				FALSE	10/4/2019	11/21/2019	22.7	0	7%	68%	0.299465	100%	0%	0.0052	0.0000	0.0052
G-83163-A1	San Joaquin	Open Hearth Fireplace	Gas Insert				FALSE	9/28/2019	11/21/2019	22.7	0	7%	68%	0.299465	100%	0%	0.0052	0.0000	0.0052
G-83186-A1	Merced	Open Hearth Fireplace	Gas Fireplace				TRUE	10/8/2019	11/21/2019	22.7	0	7%	68%	0.299465	68%	32%	0.0035	0.0000	0.0035
G-83196-A1	Merced	Open Hearth Fireplace	Gas Fireplace				FALSE	11/18/2019	2/25/2020	22.7	0	7%	68%	0.299465	100%	0%	0.0052	0.0000	0.0052
G-83198-A1	Fresno	Wood-Burning Firebox	Certified Wood Insert	2.6		Non-Catalytic	FALSE	9/21/2019	10/23/2019	22.7	5.2	7%	68%	0.299465	100%	0%	0.0052	0.0001	0.0051
G-83215-A1	San Joaquin	Open Hearth Fireplace	Gas Insert				FALSE	10/14/2019	11/21/2019	22.7	0	7%	68%	0.299465	100%	0%	0.0052	0.0000	0.0052
G-83216-A1	San Joaquin	Open Hearth Fireplace	Gas Insert				FALSE	10/7/2019	11/21/2019	22.7	0	7%	68%	0.299465	100%	0%	0.0052	0.0000	0.0052
G-83217-A1	Fresno	Open Hearth Fireplace	Gas Insert				FALSE	12/23/2019	1/14/2020	22.7	0	7%	68%	0.299465	100%	0%	0.0052	0.0000	0.0052
G-83219-A1	Madera	Freestanding Non-Certified Wood Stove	Freestanding Certified Wood Stove	3.4		72 Non-Catalytic	FALSE	1/14/2020	2/11/2020	29.5	6.8	54%	72%	2.61	100%	0%	0.0593	0.0102	0.0490
G-83220-A1	San Joaquin	Open Hearth Fireplace	Certified Pellet Insert	1.4		72 Non-Catalytic	FALSE	9/24/2019	11/20/2019	22.7	2.8	7%	72%	0.299465	100%	0%	0.0052	0.0001	0.0052
G-83221-A1	Stanislaus	Open Hearth Fireplace	Gas Insert				FALSE	10/21/2019	11/21/2019	22.7	0	7%	68%	0.299465	100%	0%	0.0052	0.0000	0.0052
G-83222-A1	Kings	Open Hearth Fireplace	Gas Fireplace				FALSE	11/7/2019	1/14/2020	22.7	0	7%	68%	0.299465	100%	0%	0.0052	0.0000	0.0052
G-83246-A1	Fresno	Non-Certified Wood Insert	Certified Pellet Insert	0.98		76 Non-Catalytic	FALSE	11/15/2019	12/27/2019	29.5	1.96	54%	76%	2.1	100%	0%	0.0477	0.0023	0.0454
G-83247-A1	Fresno	Wood-Burning Firebox	Gas Insert				FALSE	11/19/2019	12/18/2019	22.7	0	7%	68%	0.299465					

SAN JOAQUIN VALLEY UNIFIED AIR POLLUTION CONTROL DISTRICT

2021 Annual Demonstration Report

August 31, 2022

Contract#	County	OldDeviceType	NewDeviceType	EmissionRating	OverallEfficiency	DeviceSubtype	PipedNatGa	InstallDate	ClaimDate	Emission Factor		Efficiency		FuelUse	Non-Curtailment %		Emissions (tpy PM2.5)		
										EF_Old	EF_New	Eff_Old	Eff_New		B _{all}	B _{reg}	Before	After	Reduction
G-83604-A1	San Joaquin	Non-Certified Wood Insert	Gas Fireplace				FALSE	12/8/2019	2/11/2020	29.5	0	54%	68%	2.1	100%	0%	0.0477	0.0000	0.0477
G-83605-A1	Madera	Open Hearth Fireplace	Certified Pellet Insert	1.1		Non-Catalytic	FALSE	10/14/2019	12/4/2019	22.7	2.2	7%	68%	0.299465	100%	0%	0.0052	0.0001	0.0052
G-83606-A1	Fresno	Open Hearth Fireplace	Certified Pellet Insert	1.3		Non-Catalytic	FALSE	11/29/2019	1/28/2020	22.7	2.6	7%	68%	0.299465	100%	0%	0.0052	0.0001	0.0052
G-83607-A1	San Joaquin	Wood-Burning Firebox	Gas Fireplace				FALSE	11/18/2019	12/18/2019	22.7	0	7%	68%	0.299465	100%	0%	0.0052	0.0000	0.0052
G-83608-A1	San Joaquin	Non-Certified Wood Insert	Gas Insert				FALSE	10/9/2019	11/21/2019	29.5	0	54%	68%	2.1	100%	0%	0.0477	0.0000	0.0477
G-83610-A1	Fresno	Wood-Burning Firebox	Gas Insert				FALSE	10/30/2019	12/4/2019	22.7	0	7%	68%	0.299465	100%	0%	0.0052	0.0000	0.0052
G-83611-A1	Madera	Freestanding Non-Certified Wood Stove	Freestanding Gas Stove				FALSE	10/16/2019	1/14/2020	29.5	0	54%	68%	2.61	100%	0%	0.0593	0.0000	0.0593
G-83613-A1	Tulare	Open Hearth Fireplace	Gas Insert				FALSE	10/9/2019	11/21/2019	22.7	0	7%	68%	0.299465	100%	0%	0.0052	0.0000	0.0052
G-83634-A1	Madera	Non-Certified Wood Insert	Certified Pellet Insert	1.5		76 Non-Catalytic	TRUE	10/25/2019	11/20/2019	29.5	3	54%	76%	2.1	33%	57%	0.0159	0.0014	0.0145
G-83649-A1	Stanislaus	Open Hearth Fireplace	Gas Insert				TRUE	10/30/2019	12/4/2019	22.7	0	7%	68%	0.299465	54%	44%	0.0028	0.0000	0.0028
G-83650-A1	Kern	Freestanding Non-Certified Wood Stove	Freestanding Gas Stove				FALSE	10/18/2019	12/11/2019	29.5	0	54%	68%	1.57	100%	0%	0.0357	0.0000	0.0357
G-83651-A1	Fresno	Wood-Burning Firebox	Certified Wood Insert	0.89		76 Catalytic	TRUE	10/11/2019	3/12/2020	22.7	1.78	7%	76%	0.299465	24%	59%	0.0013	0.0000	0.0013
G-83653-A1	Madera	Non-Certified Wood Insert	Certified Wood Insert	1.3		74 Catalytic	TRUE	10/4/2019	11/20/2019	29.5	2.6	54%	74%	2.1	33%	57%	0.0159	0.0013	0.0146
G-83654-A1	Madera	Open Hearth Fireplace	Certified Pellet Insert	2.1		Non-Catalytic	FALSE	11/5/2019	1/14/2020	22.7	4.2	7%	68%	0.299465	100%	0%	0.0052	0.0001	0.0051
G-83661-A1	Stanislaus	Open Hearth Fireplace	Gas Insert				TRUE	10/15/2019	11/26/2019	22.7	0	7%	68%	0.299465	54%	44%	0.0028	0.0000	0.0028
G-83709-A1	Stanislaus	Open Hearth Fireplace	Certified Pellet Insert	2.4		Non-Catalytic	TRUE	1/22/2019	11/20/2019	22.7	4.8	7%	68%	0.299465	54%	44%	0.0028	0.0001	0.0028
G-83710-A1	Kern	Open Hearth Fireplace	Gas Insert				TRUE	10/25/2019	12/4/2019	22.7	0	7%	68%	0.299465	31%	51%	0.0016	0.0000	0.0016
G-83732-A1	Kern	Non-Certified Wood Insert	Certified Pellet Insert	1.3		70	TRUE	11/2/2019	1/14/2020	29.5	2.6	54%	70%	2.1	31%	51%	0.0147	0.0012	0.0135
G-83768-A1	Stanislaus	Open Hearth Fireplace	Gas Insert				FALSE	10/11/2019	11/21/2019	22.7	0	7%	68%	0.299465	100%	0%	0.0052	0.0000	0.0052
G-83769-A1	Stanislaus	Open Hearth Fireplace	Gas Insert				FALSE	11/2/2019	1/14/2020	22.7	0	7%	68%	0.299465	100%	0%	0.0052	0.0000	0.0052
G-83770-A1	Kern	Open Hearth Fireplace	Gas Insert				TRUE	5/20/2020	6/29/2020	22.7	0	7%	68%	0.299465	31%	51%	0.0016	0.0000	0.0016
G-83772-A1	Fresno	Open Hearth Fireplace	Gas Insert				TRUE	10/24/2019	12/4/2019	22.7	0	7%	68%	0.299465	24%	59%	0.0013	0.0000	0.0013
G-83774-A1	Madera	Freestanding Non-Certified Wood Stove	Freestanding Certified Wood Stove	4.2		Non-Catalytic	FALSE	12/20/2019	12/30/2019	29.5	8.4	54%	68%	2.61	100%	0%	0.0593	0.0134	0.0459
G-83775-A1	Stanislaus	Wood-Burning Firebox	Gas Fireplace				FALSE	11/27/2019	12/23/2019	22.7	0	7%	68%	0.299465	100%	0%	0.0052	0.0000	0.0052
G-83777-A1	Stanislaus	Open Hearth Fireplace	Gas Insert				FALSE	10/21/2019	11/26/2019	22.7	0	7%	68%	0.299465	100%	0%	0.0052	0.0000	0.0052
G-83778-A1	Tulare	Non-Certified Wood Insert	Gas Insert				TRUE	10/23/2019	11/26/2019	29.5	0	54%	68%	2.1	53%	43%	0.0254	0.0000	0.0254
G-83779-A1	Madera	Freestanding Non-Certified Wood Stove	Freestanding Certified Wood Stove	1.6		73 Non-Catalytic	FALSE	11/20/2019	1/14/2020	29.5	3.2	54%	73%	2.61	100%	0%	0.0593	0.0048	0.0545
G-83780-A1	Fresno	Wood-Burning Firebox	Gas Insert				FALSE	11/26/2019	12/23/2019	22.7	0	7%	68%	0.299465	100%	0%	0.0052	0.0000	0.0052
G-83781-A1	San Joaquin	Wood-Burning Firebox	Gas Fireplace				TRUE	10/22/2019	1/14/2020	22.7	0	7%	68%	0.299465	61%	38%	0.0032	0.0000	0.0032
G-83782-A1	Merced	Wood-Burning Firebox	Gas Insert				TRUE	10/21/2019	11/26/2019	22.7	0	7%	68%	0.299465	68%	32%	0.0035	0.0000	0.0035
G-83783-A1	Merced	Wood-Burning Firebox	Gas Insert				TRUE	10/15/2019	11/21/2019	22.7	0	7%	68%	0.299465	68%	32%	0.0035	0.0000	0.0035
G-83796-A1	Stanislaus	Open Hearth Fireplace	Gas Insert				TRUE	10/17/2019	11/21/2019	22.7	0	7%	68%	0.299465	54%	44%	0.0028	0.0000	0.0028
G-83798-A1	Fresno	Wood-Burning Firebox	Gas Insert				TRUE	10/31/2019	12/4/2019	22.7	0	7%	68%	0.299465	24%	59%	0.0013	0.0000	0.0013
G-83799-A1	Merced	Open Hearth Fireplace	Gas Fireplace				TRUE	11/5/2019	12/23/2019	22.7	0	7%	68%	0.299465	68%	32%	0.0035	0.0000	0.0035
G-83801-A1	San Joaquin	Open Hearth Fireplace	Gas Insert				FALSE	11/1/2019	12/4/2019	22.7	0	7%	68%	0.299465	100%	0%	0.0052	0.0000	0.0052
G-83802-A1	Fresno	Open Hearth Fireplace	Gas Insert				TRUE	11/23/2019	12/18/2019	22.7	0	7%	68%	0.299465	24%	59%	0.0013	0.0000	0.0013
G-83805-A1	San Joaquin	Open Hearth Fireplace	Gas Insert				FALSE	9/27/2019	11/21/2019	22.7	0	7%	68%	0.299465	100%	0%	0.0052	0.0000	0.0052
G-83816-A1	Stanislaus	Wood-Burning Firebox	Gas Insert				TRUE	11/11/2019	1/14/2020	22.7	0	7%	68%	0.299465	54%	44%	0.0028	0.0000	0.0028
G-83867-A1	Fresno	Open Hearth Fireplace	Certified Wood Insert	2.6		Non-Catalytic	FALSE	9/23/2019	10/23/2019	22.7	5.2	7%	68%	0.299465	100%	0%	0.0052	0.0001	0.0051
G-83868-A1	San Joaquin	Open Hearth Fireplace	Certified Wood Insert	4.2		Non-Catalytic	TRUE	10/14/2019	11/20/2019	22.7	8.4	7%	68%	0.299465	61%	38%	0.0032	0.0001	0.0031
G-83871-A1	San Joaquin	Open Hearth Fireplace	Gas Insert				TRUE	11/13/2019	2/12/2020	22.7	0	7%	68%	0.299465	61%	38%	0.0032	0.0000	0.0032
G-83873-A1	Kern	Open Hearth Fireplace	Gas Insert				TRUE	12/10/2019	2/6/2020	22.7	0	7%	68%	0.299465	31%	51%	0.0016	0.0000	0.0016
G-83874-A1	Merced	Wood-Burning Firebox	Gas Insert				TRUE	10/25/2019	1/14/2020	22.7	0	7%	68%	0.299465	68%	32%	0.0035	0.0000	0.0035
G-83876-A1	Madera	Wood-Burning Firebox	Gas Insert				TRUE	10/20/2019	12/4/2019	22.7	0	7%	68%	0.299465	33%	57%	0.0017	0.0000	0.0017
G-83892-A1	Kern	Open Hearth Fireplace	Gas Insert				TRUE	10/23/2019	12/4/2019	22.7	0	7%	68%	0.299465	31%	51%	0.0016	0.0000	0.0016
G-83893-A1	Kern	Open Hearth Fireplace	Gas Insert				TRUE	10/23/2019	11/26/2019	22.7	0	7%	68%	0.299465	31%	51%	0.0016	0.0000	0.0016
G-83939-A1	Madera	Freestanding Non-Certified Wood Stove	Freestanding Certified Pellet Stove	1.1		Non-Catalytic	FALSE	10/31/2019	12/4/2019	29.5	2.2	54%	68%	2.61	100%	0%	0.0593	0.0035	0.0558
G-83941-A1	Madera	Open Hearth Fireplace	Certified Wood Insert	3.5		Non-Catalytic	FALSE	10/9/2019	11/26/2019	22.7	7	7%	68%	0.299465	100%	0%	0.0052	0.0002	0.0051
G-83998-A1	Fresno	Open Hearth Fireplace	Certified Wood Insert	3.1		Non-Catalytic	TRUE	10/17/2019	11/26/2019	22.7	6.2	7%	68%	0.299465	24%	59%	0.0013	0.0000	0.0012
G-83999-A1	Fresno	Open Hearth Fireplace	Gas Insert				TRUE	11/25/2019	12/30/2019	22.7	0	7%	68%	0.299465	24%	59%	0.0013	0.0000	0.0013
G-84001-A1	San Joaquin	Wood-Burning Firebox	Gas Insert				TRUE	10/21/2019	11/26/2019	22.7	0	7%	68%	0.299465	61%	38%	0.0032	0.0000	0.0032
G-84003-A1	Tulare	Open Hearth Fireplace	Gas Insert				TRUE	12/11/2019	2/12/2020	22.7	0	7%	68%	0.299465	53%	43%	0.0028	0.0000	0.0028
G-84004-A1	Fresno	Open Hearth Fireplace	Gas Insert				TRUE	11/9/2019	1/8/2020	22.7	0	7%	68%	0.299465	24%	59%	0.0013	0.0000	0.0013
G-84005-A1	Fresno	Wood-Burning Firebox	Gas Insert				TRUE	10/24/2019	12/30/2019	22.7	0	7%	68%	0.299465	24%	59%	0.0013	0.0000	0.0013
G-84010-A1	Madera	Non-Certified Wood Insert	Gas Insert				TRUE	11/5/2019	12/23/2019	29.5	0	54%	68%	2.1	33%	57%	0.0159	0.0000	0.0159
G-84013-A1	Stanislaus	Non-Certified Wood Insert	Gas Insert				TRUE	11/20/2019	1/9/2020	29.5	0	54%	68%	2.1	54%	44%	0.0258	0.0000	0.0258
G-84019-A1	San Joaquin	Open Hearth Fireplace	Certified Wood Insert	4.2		Non-Catalytic	TRUE	10/28/2019	11/26/2019	22.7	8.4	7%	68%	0.299465	61%	38%	0.0032	0.0001	0.0031
G-84028-A1	Kings	Open Hearth Fireplace	Gas Insert				TRUE	10/22/2019	11/26/2019	22.7	0	7%	68%	0.299465	48%	48%	0.0025	0.0000	0.0025
G-84030-A1	Fresno	Open Hearth Fireplace	Gas Insert				TRUE	12/9/2019	1/14/2020	22.7	0	7%	68%	0.299465	24%	59%	0.0013	0.0000	0.0013
G-84031-A1	Fresno	Open Hearth Fireplace	Gas Insert				FALSE	10/16/2019	11/20/2019	22.7	0	7%	68%	0.299465	100%	0%	0.0052	0.0000	0.0052
G-84033-A1	Fresno	Non-Certified Wood Insert	Gas Insert				TRUE	10/13/2019	11/20/2019	29.5	0	54%	68%	2.1	24%	59%	0.0115	0.0000	0.0115
G-84038-A1	Madera	Open Hearth Fireplace	Certified Wood Insert	3.5		Non-Catalytic	FALSE	11/26/2019	1/14/2020	22.7	7	7%	68%	0.299465	100%	0%	0.0052	0.0002	0.0051
G-84040-A1	Merced	Non-Certified Wood Insert	Certified Wood Insert	4.4		Non-Catalytic	FALSE	12/12/2019	1/14/2020	29.5	8.8	54%	68%	2.1	100%	0%	0.0477	0.0113	0.0364
G-84042-A1	Tulare	Open Hearth Fireplace	Certified Wood Insert	4.2		Non-Catalytic	FALSE	11/5/2019	12/18/2019	22.7	8.4	7%	68%	0.299465	100%	0%	0.0052	0.0002	0.0050
G-84074-A1	Fresno	Open Hearth Fireplace	Gas Insert				TRUE	11/23/2019	12/23/2019	22.7	0	7%	68%	0.299465	24%	59%	0.0013	0.0000	0.0013
G-84075-A1	San Joaquin	Open Hearth Fireplace	Gas Insert				TRUE	12/3/2019	5/20/2020	22.7	0	7%	68%	0.299465	61%	38%	0.0032	0.0000	0.0032
G-84076-A1	San Joaquin	Open Hearth Fireplace	Gas Insert		</														

SAN JOAQUIN VALLEY UNIFIED AIR POLLUTION CONTROL DISTRICT

2021 Annual Demonstration Report

August 31, 2022

Contract#	County	OldDeviceType	NewDeviceType	EmissionRating	OverallEfficiency	DeviceSubtype	PipedNatGa	InstallDate	ClaimDate	Emission Factor		Efficiency		FuelUse	Non-Curtailment %		Emissions (tpy PM2.5)		
										EF_Old	EF_New	Eff_Old	Eff_New		B_all	B_reg	Before	After	Reduction
G-84164-A1	San Joaquin	Non-Certified Pellet Insert	Gas Insert				TRUE	11/18/2019	12/4/2019	2.9	0	68%	68%	2.1	61%	38%	0.0029	0.0000	0.0029
G-84165-A1	Kern	Open Hearth Fireplace	Gas Insert				TRUE	11/19/2019	12/18/2019	22.7	0	7%	68%	0.299465	31%	51%	0.0016	0.0000	0.0016
G-84178-A1	San Joaquin	Open Hearth Fireplace	Certified Wood Insert	3.6		Non-Catalytic	FALSE	11/18/2019	12/18/2019	22.7	7.2	7%	68%	0.299465	100%	0%	0.0052	0.0002	0.0051
G-84197-A1	San Joaquin	Wood-Burning Firebox	Gas Insert				FALSE	11/21/2019	1/14/2020	22.7	0	7%	68%	0.299465	100%	0%	0.0052	0.0000	0.0052
G-84204-A1	Kings	Open Hearth Fireplace	Certified Wood Insert	2.6		Non-Catalytic	FALSE	10/24/2019	11/6/2019	22.7	5.2	7%	68%	0.299465	100%	0%	0.0052	0.0001	0.0051
G-84205-A1	Stanislaus	Open Hearth Fireplace	Gas Insert				TRUE	11/18/2019	2/6/2020	22.7	0	7%	68%	0.299465	54%	44%	0.0028	0.0000	0.0028
G-84206-A1	Fresno	Non-Certified Wood Insert	Gas Insert				TRUE	10/31/2019	12/4/2019	29.5	0	54%	68%	2.1	24%	59%	0.0115	0.0000	0.0115
G-84208-A1	Fresno	Non-Certified Wood Insert	Gas Insert				TRUE	10/28/2019	11/26/2019	29.5	0	54%	68%	2.1	24%	59%	0.0115	0.0000	0.0115
G-84209-A1	Fresno	Open Hearth Fireplace	Gas Insert				TRUE	10/30/2019	12/4/2019	22.7	0	7%	68%	0.299465	24%	59%	0.0013	0.0000	0.0013
G-84210-A1	Fresno	Open Hearth Fireplace	Gas Insert				TRUE	11/13/2019	12/18/2019	22.7	0	7%	68%	0.299465	24%	59%	0.0013	0.0000	0.0013
G-84211-A1	Fresno	Open Hearth Fireplace	Gas Insert				TRUE	11/5/2019	12/4/2019	22.7	0	7%	68%	0.299465	24%	59%	0.0013	0.0000	0.0013
G-84212-A1	Fresno	Open Hearth Fireplace	Gas Insert				TRUE	10/24/2019	11/26/2019	22.7	0	7%	68%	0.299465	24%	59%	0.0013	0.0000	0.0013
G-84213-A1	Fresno	Open Hearth Fireplace	Gas Insert				TRUE	10/24/2019	11/26/2019	22.7	0	7%	68%	0.299465	24%	59%	0.0013	0.0000	0.0013
G-84214-A1	Fresno	Open Hearth Fireplace	Gas Insert				TRUE	12/26/2019	2/6/2020	22.7	0	7%	68%	0.299465	24%	59%	0.0013	0.0000	0.0013
G-84215-A1	Fresno	Non-Certified Wood Insert	Gas Insert				TRUE	10/28/2019	11/26/2019	29.5	0	54%	68%	2.1	24%	59%	0.0115	0.0000	0.0115
G-84218-A1	Stanislaus	Open Hearth Fireplace	Certified Pellet Insert	1.3		Non-Catalytic	TRUE	11/3/2020	2/6/2020	22.7	2.6	7%	68%	0.299465	54%	44%	0.0028	0.0000	0.0028
G-84220-A1	Fresno	Non-Certified Pellet Insert	Certified Pellet Insert	0.66			FALSE	10/14/2019	3/24/2020	2.9	1.32	68%	68%	2.1	100%	0%	0.0047	0.0021	0.0026
G-84223-A1	Kern	Non-Certified Pellet Insert	Gas Insert				TRUE	12/19/2019	4/21/2020	2.9	0	68%	68%	2.1	31%	51%	0.0014	0.0000	0.0014
G-84224-A1	Stanislaus	Open Hearth Fireplace	Gas Insert				TRUE	10/23/2019	11/26/2019	22.7	0	7%	68%	0.299465	54%	44%	0.0028	0.0000	0.0028
G-84226-A1	Tulare	Wood-Burning Firebox	Gas Insert				TRUE	12/3/2019	12/19/2019	22.7	0	7%	68%	0.299465	53%	43%	0.0028	0.0000	0.0028
G-84227-A1	Kings	Wood-Burning Firebox	Gas Fireplace				FALSE	11/5/2019	1/14/2020	22.7	0	7%	68%	0.299465	100%	0%	0.0052	0.0000	0.0052
G-84234-A1	San Joaquin	Wood-Burning Firebox	Gas Fireplace				TRUE	10/22/2019	11/26/2019	22.7	0	7%	68%	0.299465	61%	38%	0.0032	0.0000	0.0032
G-84238-A1	San Joaquin	Wood-Burning Firebox	Gas Fireplace				TRUE	1/16/2020	6/16/2021	22.7	0	7%	68%	0.299465	61%	38%	0.0032	0.0000	0.0032
G-84246-A1	Fresno	Non-Certified Wood Insert	Gas Insert				TRUE	12/21/2019	2/11/2020	29.5	0	54%	68%	2.1	24%	59%	0.0115	0.0000	0.0115
G-84263-A1	Stanislaus	Open Hearth Fireplace	Gas Insert				TRUE	1/9/2020	3/11/2020	22.7	0	7%	68%	0.299465	54%	44%	0.0028	0.0000	0.0028
G-84283-A1	Fresno	Open Hearth Fireplace	Gas Insert				TRUE	7/28/2020	8/12/2020	22.7	0	7%	68%	0.299465	24%	59%	0.0013	0.0000	0.0013
G-84315-A1	Fresno	Open Hearth Fireplace	Gas Insert				TRUE	11/14/2019	12/23/2019	22.7	0	7%	68%	0.299465	24%	59%	0.0013	0.0000	0.0013
G-84328-A1	Madera	Certified Wood Insert	Gas Insert				TRUE	11/7/2019	12/18/2019	14.5785	0	68%	68%	2.1	33%	57%	0.0079	0.0000	0.0079
G-84370-A1	Madera	Wood-Burning Firebox	Gas Insert				FALSE	12/11/2019	1/14/2020	22.7	0	7%	68%	0.299465	100%	0%	0.0052	0.0000	0.0052
G-84387-A1	Kern	Wood-Burning Firebox	Gas Insert				TRUE	11/8/2019	12/4/2019	22.7	0	7%	68%	0.299465	31%	51%	0.0016	0.0000	0.0016
G-84390-A1	San Joaquin	Open Hearth Fireplace	Gas Insert				FALSE	11/9/2019	1/14/2020	22.7	0	7%	68%	0.299465	100%	0%	0.0052	0.0000	0.0052
G-84413-A1	Stanislaus	Open Hearth Fireplace	Gas Insert				TRUE	10/30/2019	12/4/2019	22.7	0	7%	68%	0.299465	54%	44%	0.0028	0.0000	0.0028
G-84414-A1	Madera	Open Hearth Fireplace	Certified Wood Insert	2.9		74 Non-Catalytic	FALSE	3/27/2020	4/20/2020	22.7	5.8	7%	74%	0.299465	100%	0%	0.0052	0.0001	0.0051
G-84417-A1	Tulare	Open Hearth Fireplace	Gas Insert				TRUE	3/12/2020	4/13/2020	22.7	0	7%	68%	0.299465	53%	43%	0.0028	0.0000	0.0028
G-84418-A1	Fresno	Open Hearth Fireplace	Gas Insert				TRUE	11/12/2019	1/14/2020	22.7	0	7%	68%	0.299465	24%	59%	0.0013	0.0000	0.0013
G-84431-A1	San Joaquin	Open Hearth Fireplace	Gas Insert				TRUE	11/6/2019	12/18/2019	22.7	0	7%	68%	0.299465	61%	38%	0.0032	0.0000	0.0032
G-84435-A1	Fresno	Open Hearth Fireplace	Gas Insert				TRUE	11/29/2019	1/14/2020	22.7	0	7%	68%	0.299465	24%	59%	0.0013	0.0000	0.0013
G-84440-A1	Fresno	Wood-Burning Firebox	Gas Insert				TRUE	11/19/2019	12/23/2019	22.7	0	7%	68%	0.299465	24%	59%	0.0013	0.0000	0.0013
G-84441-A1	Tulare	Freestanding Non-Certified Wood Stove	Freestanding Certified Wood Stove	3.2		74 Non-Catalytic	TRUE	11/1/2019	12/27/2019	29.5	6.4	54%	74%	2.4	53%	43%	0.0291	0.0051	0.0239
G-84442-A1	Fresno	Open Hearth Fireplace	Certified Wood Insert	2.3		72 Non-Catalytic	FALSE	4/15/2020	4/27/2020	22.7	4.6	7%	72%	0.299465	100%	0%	0.0052	0.0001	0.0051
G-84444-A1	Fresno	Open Hearth Fireplace	Gas Insert				TRUE	11/5/2019	1/14/2020	22.7	0	7%	68%	0.299465	24%	59%	0.0013	0.0000	0.0013
G-84445-A1	Fresno	Open Hearth Fireplace	Gas Insert				TRUE	11/1/2019	1/14/2020	22.7	0	7%	68%	0.299465	24%	59%	0.0013	0.0000	0.0013
G-84448-A1	Fresno	Open Hearth Fireplace	Gas Insert				TRUE	11/4/2019	12/18/2019	22.7	0	7%	68%	0.299465	24%	59%	0.0013	0.0000	0.0013
G-84449-A1	Tulare	Open Hearth Fireplace	Gas Insert				TRUE	1/10/2020	3/24/2020	22.7	0	7%	68%	0.299465	53%	43%	0.0028	0.0000	0.0028
G-84450-A1	Kern	Open Hearth Fireplace	Gas Insert				TRUE	10/24/2019	12/4/2019	22.7	0	7%	68%	0.299465	31%	51%	0.0016	0.0000	0.0016
G-84452-A1	Stanislaus	Freestanding Non-Certified Wood Stove	Freestanding Certified Wood Stove	4.2		Non-Catalytic	FALSE	11/19/2019	1/14/2020	29.5	8.4	54%	68%	1.55	100%	0%	0.0352	0.0080	0.0272
G-84453-A1	Fresno	Open Hearth Fireplace	Gas Insert				TRUE	10/29/2019	12/4/2019	22.7	0	7%	68%	0.299465	24%	59%	0.0013	0.0000	0.0013
G-84454-A1	Tulare	Open Hearth Fireplace	Gas Insert				TRUE	11/15/2019	1/14/2020	22.7	0	7%	68%	0.299465	53%	43%	0.0028	0.0000	0.0028
G-84455-A1	Merced	Open Hearth Fireplace	Gas Insert				TRUE	10/31/2019	11/20/2019	22.7	0	7%	68%	0.299465	68%	32%	0.0035	0.0000	0.0035
G-84456-A1	Stanislaus	Open Hearth Fireplace	Gas Insert				FALSE	5/15/2020	8/6/2020	22.7	0	7%	68%	0.299465	100%	0%	0.0052	0.0000	0.0052
G-84462-A1	Madera	Open Hearth Fireplace	Gas Insert				FALSE	11/2/2019	12/4/2019	22.7	0	7%	68%	0.299465	100%	0%	0.0052	0.0000	0.0052
G-84464-A1	Stanislaus	Open Hearth Fireplace	Certified Wood Insert	2.6		Non-Catalytic	FALSE	10/26/2019	11/20/2019	22.7	5.2	7%	68%	0.299465	100%	0%	0.0052	0.0001	0.0051
G-84489-A1	Fresno	Open Hearth Fireplace	Gas Insert				TRUE	1/20/2020	2/12/2020	22.7	0	7%	68%	0.299465	24%	59%	0.0013	0.0000	0.0013
G-84491-A1	San Joaquin	Open Hearth Fireplace	Gas Insert				FALSE	1/15/2020	3/25/2020	22.7	0	7%	68%	0.299465	100%	0%	0.0052	0.0000	0.0052
G-84492-A1	Fresno	Non-Certified Wood Insert	Gas Insert				TRUE	12/23/2019	1/14/2020	29.5	0	54%	68%	2.1	24%	59%	0.0115	0.0000	0.0115
G-84493-A1	Fresno	Open Hearth Fireplace	Certified Wood Insert	2.6		Non-Catalytic	FALSE	10/23/2019	11/6/2019	22.7	5.2	7%	68%	0.299465	100%	0%	0.0052	0.0001	0.0051
G-84497-A1	Madera	Open Hearth Fireplace	Gas Insert				TRUE	11/8/2019	12/4/2019	22.7	0	7%	68%	0.299465	33%	57%	0.0017	0.0000	0.0017
G-84499-A1	Fresno	Open Hearth Fireplace	Gas Insert				TRUE	12/12/2019	1/14/2020	22.7	0	7%	68%	0.299465	24%	59%	0.0013	0.0000	0.0013
G-84502-A1	Merced	Open Hearth Fireplace	Gas Insert				TRUE	2/3/2020	5/5/2020	22.7	0	7%	68%	0.299465	68%	32%	0.0035	0.0000	0.0035
G-84503-A1	Fresno	Open Hearth Fireplace	Gas Insert				TRUE	11/2/2019	12/4/2019	22.7	0	7%	68%	0.299465	24%	59%	0.0013	0.0000	0.0013
G-84507-A1	Fresno	Open Hearth Fireplace	Gas Insert				FALSE	10/24/2019	1/14/2020	22.7	0	7%	68%	0.299465	100%	0%	0.0052	0.0000	0.0052
G-84509-A1	Fresno	Open Hearth Fireplace	Gas Insert				TRUE	11/19/2019	1/14/2020	22.7	0	7%	68%	0.299465	24%	59%	0.0013	0.0000	0.0013
G-84513-A1	Madera	Open Hearth Fireplace	Gas Insert				TRUE	11/1/2019	12/4/2019	22.7	0	7%	68%	0.299465	33%	57%	0.0017	0.0000	0.0017
G-84520-A1	Fresno	Certified Pellet Insert	Gas Insert				TRUE	11/1/2019	12/18/2019	2.9	0	68%	68%	2.1	24%	59%	0.0011	0.0000	0.0011
G-84543-A1	Tulare	Open Hearth Fireplace	Gas Insert				TRUE	10/30/2019	11/26/2019	22.7	0	7%	68%	0.299465	53%	43%	0.0028	0.0000	0.0028
G-84545-A1	Kern	Open Hearth Fireplace	Gas Insert				TRUE	10/28/2019	12/18/2019	22.7	0	7%	68%	0.299465	31%	51%	0.0016	0.0000	0.0016
G-84552-A1	Stanislaus	Open Hearth Fireplace	Gas Insert				TRUE	11/25/2019	1/14/2020	22.7	0	7%	68%	0.299465	54%	44%	0.0028	0.0000	0.0028
G-84553-A1	Madera	Freestanding Non-Certified Pellet Stove	Freestanding Certified Pellet Stove	1.4															

SAN JOAQUIN VALLEY UNIFIED AIR POLLUTION CONTROL DISTRICT

2021 Annual Demonstration Report

August 31, 2022

Contract#	County	OldDeviceType	NewDeviceType	EmissionRating	OverallEfficiency	DeviceSubtype	PipedNatGa	InstallDate	ClaimDate	Emission Factor		Efficiency		FuelUse	Non-Curtailment %		Emissions (tpy PM2.5)		
										EF_Old	EF_New	Eff_Old	Eff_New		B_all	B_reg	Before	After	Reduction
G-84741-A1	Merced	Wood-Burning Firebox	Gas Insert				TRUE	10/26/2019	11/20/2019	22.7	0	7%	68%	0.299465	68%	32%	0.0035	0.0000	0.0035
G-84742-A1	Fresno	Open Hearth Fireplace	Gas Insert				TRUE	12/10/2019	1/14/2020	22.7	0	7%	68%	0.299465	24%	59%	0.0013	0.0000	0.0013
G-84748-A1	Fresno	Wood-Burning Firebox	Gas Insert				TRUE	11/7/2019	12/4/2019	22.7	0	7%	68%	0.299465	24%	59%	0.0013	0.0000	0.0013
G-84754-A1	Fresno	Open Hearth Fireplace	Gas Insert				TRUE	1/2/2020	2/12/2020	22.7	0	7%	68%	0.299465	24%	59%	0.0013	0.0000	0.0013
G-84755-A1	Kern	Open Hearth Fireplace	Gas Insert				TRUE	10/26/2019	11/26/2019	22.7	0	7%	68%	0.299465	31%	51%	0.0016	0.0000	0.0016
G-84756-A1	Stanislaus	Freestanding Non-Certified Wood Stove	Freestanding Certified Pellet Stove	1.3		73 Non-Catalytic	FALSE	11/6/2019	12/18/2019	29.5	2.6	54%	73%	1.55	100%	0%	0.0352	0.0023	0.0329
G-84757-A1	Fresno	Non-Certified Wood Insert	Gas Insert				TRUE	12/17/2019	2/7/2020	29.5	0	54%	68%	2.1	24%	59%	0.0115	0.0000	0.0115
G-84760-A1	Kern	Wood-Burning Firebox	Gas Fireplace				TRUE	11/15/2019	1/14/2020	22.7	0	7%	68%	0.299465	31%	51%	0.0016	0.0000	0.0016
G-84762-A1	San Joaquin	Non-Certified Wood Insert	Gas Insert				TRUE	12/6/2019	2/6/2020	29.5	0	54%	68%	2.1	61%	38%	0.0290	0.0000	0.0290
G-84763-A1	Stanislaus	Open Hearth Fireplace	Certified Wood Insert	4.5		75 Non-Catalytic	TRUE	10/29/2019	11/26/2019	22.7	9	7%	75%	0.299465	54%	44%	0.0028	0.0001	0.0027
G-84764-A1	Kern	Wood-Burning Firebox	Gas Insert				TRUE	10/31/2019	12/4/2019	22.7	0	7%	68%	0.299465	31%	51%	0.0016	0.0000	0.0016
G-84765-A1	Madera	Open Hearth Fireplace	Certified Wood Insert	3.6		Non-Catalytic	FALSE	12/3/2019	12/11/2019	22.7	7.2	7%	68%	0.299465	100%	0%	0.0052	0.0002	0.0051
G-84767-A1	Fresno	Non-Certified Wood Insert	Gas Insert				TRUE	11/7/2019	12/11/2019	29.5	0	54%	68%	2.1	24%	59%	0.0115	0.0000	0.0115
G-84768-A1	Fresno	Open Hearth Fireplace	Gas Insert				TRUE	11/17/2019	12/4/2019	22.7	0	7%	68%	0.299465	24%	59%	0.0013	0.0000	0.0013
G-84771-A1	Fresno	Open Hearth Fireplace	Certified Wood Insert	3.6		Non-Catalytic	FALSE	11/22/2019	12/23/2019	22.7	7.2	7%	68%	0.299465	100%	0%	0.0052	0.0002	0.0051
G-84776-A1	Fresno	Open Hearth Fireplace	Gas Insert				TRUE	11/6/2019	12/4/2019	22.7	0	7%	68%	0.299465	24%	59%	0.0013	0.0000	0.0013
G-84777-A1	Fresno	Wood-Burning Firebox	Gas Insert				TRUE	10/30/2019	12/4/2019	22.7	0	7%	68%	0.299465	24%	59%	0.0013	0.0000	0.0013
G-84778-A1	Kern	Open Hearth Fireplace	Gas Insert				TRUE	1/21/2020	2/25/2020	22.7	0	7%	68%	0.299465	31%	51%	0.0016	0.0000	0.0016
G-84788-A1	Fresno	Freestanding Non-Certified Wood Stove	Freestanding Certified Wood Stove	1.4		74 Non-Catalytic	FALSE	12/5/2019	2/12/2020	29.5	2.8	54%	74%	2.09	100%	0%	0.0475	0.0033	0.0442
G-84800-A1	Madera	Certified Pellet Insert	Gas Insert				TRUE	12/5/2019	2/11/2020	2.9	0	68%	68%	2.1	33%	57%	0.0016	0.0000	0.0016
G-84807-A1	Fresno	Open Hearth Fireplace	Gas Insert				TRUE	11/16/2019	12/23/2019	22.7	0	7%	68%	0.299465	24%	59%	0.0013	0.0000	0.0013
G-84811-A1	Kern	Open Hearth Fireplace	Gas Insert				TRUE	12/11/2019	1/14/2020	22.7	0	7%	68%	0.299465	31%	51%	0.0016	0.0000	0.0016
G-84815-A1	Madera	Freestanding Non-Certified Wood Stove	Freestanding Certified Pellet Stove	1.4		72 Non-Catalytic	FALSE	1/27/2020	2/27/2020	29.5	2.8	54%	72%	2.61	100%	0%	0.0593	0.0042	0.0551
G-84820-A1	Fresno	Non-Certified Pellet Insert	Gas Insert				TRUE	1/20/2020	3/12/2020	2.9	0	68%	68%	2.1	24%	59%	0.0011	0.0000	0.0011
G-84843-A1	Madera	Open Hearth Fireplace	Certified Wood Insert	1.7		74 Non-Catalytic	FALSE	12/30/2020	1/21/2021	22.7	3.4	7%	74%	0.299465	100%	0%	0.0052	0.0001	0.0052
G-84844-A1	Tulare	Wood-Burning Firebox	Gas Insert				TRUE	11/8/2019	12/4/2019	22.7	0	7%	68%	0.299465	53%	43%	0.0028	0.0000	0.0028
G-84846-A1	Fresno	Open Hearth Fireplace	Gas Insert				TRUE	10/30/2019	12/4/2019	22.7	0	7%	68%	0.299465	24%	59%	0.0013	0.0000	0.0013
G-84848-A1	Tulare	Freestanding Non-Certified Wood Stove	Freestanding Certified Wood Stove	1.5		71 Non-Catalytic	TRUE	6/12/2020	7/2/2020	29.5	3	54%	71%	2.4	53%	43%	0.0291	0.0025	0.0266
G-84849-A1	Fresno	Open Hearth Fireplace	Gas Insert				TRUE	11/6/2019	1/14/2020	22.7	0	7%	68%	0.299465	24%	59%	0.0013	0.0000	0.0013
G-84850-A1	Kern	Open Hearth Fireplace	Gas Insert				TRUE	2/24/2020	3/4/2020	22.7	0	7%	68%	0.299465	31%	51%	0.0016	0.0000	0.0016
G-84852-A1	Fresno	Open Hearth Fireplace	Gas Insert				TRUE	11/10/2019	12/4/2019	22.7	0	7%	68%	0.299465	24%	59%	0.0013	0.0000	0.0013
G-84853-A1	Fresno	Open Hearth Fireplace	Gas Insert				TRUE	11/23/2019	12/23/2019	22.7	0	7%	68%	0.299465	24%	59%	0.0013	0.0000	0.0013
G-84871-A1	Fresno	Open Hearth Fireplace	Gas Insert				TRUE	11/13/2019	12/23/2019	22.7	0	7%	68%	0.299465	24%	59%	0.0013	0.0000	0.0013
G-84872-A1	San Joaquin	Wood-Burning Firebox	Gas Insert				TRUE	11/25/2019	3/18/2020	22.7	0	7%	68%	0.299465	61%	38%	0.0032	0.0000	0.0032
G-84875-A1	Stanislaus	Open Hearth Fireplace	Gas Insert				TRUE	12/13/2019	2/6/2020	22.7	0	7%	68%	0.299465	54%	44%	0.0028	0.0000	0.0028
G-84877-A1	Fresno	Non-Certified Wood Insert	Certified Pellet Insert	0.98		76 Non-Catalytic	FALSE	11/13/2019	12/23/2019	29.5	1.96	54%	76%	2.1	100%	0%	0.0477	0.0023	0.0454
G-84879-A1	Kern	Open Hearth Fireplace	Gas Insert				TRUE	12/14/2019	1/14/2020	22.7	0	7%	68%	0.299465	31%	51%	0.0016	0.0000	0.0016
G-84894-A1	Fresno	Open Hearth Fireplace	Gas Insert				TRUE	1/24/2020	2/12/2020	22.7	0	7%	68%	0.299465	24%	59%	0.0013	0.0000	0.0013
G-84897-A1	Tulare	Open Hearth Fireplace	Gas Insert				TRUE	10/31/2019	12/4/2019	22.7	0	7%	68%	0.299465	53%	43%	0.0028	0.0000	0.0028
G-84905-A1	Fresno	Open Hearth Fireplace	Gas Insert				FALSE	12/17/2019	1/14/2020	22.7	0	7%	68%	0.299465	100%	0%	0.0052	0.0000	0.0052
G-84912-A1	Kern	Open Hearth Fireplace	Gas Insert				TRUE	11/6/2019	12/18/2019	22.7	0	7%	68%	0.299465	31%	51%	0.0016	0.0000	0.0016
G-84916-A1	Fresno	Wood-Burning Firebox	Gas Fireplace				TRUE	11/6/2019	2/6/2020	22.7	0	7%	68%	0.299465	24%	59%	0.0013	0.0000	0.0013
G-84923-A1	San Joaquin	Open Hearth Fireplace	Gas Insert				TRUE	11/8/2019	1/22/2020	22.7	0	7%	68%	0.299465	61%	38%	0.0032	0.0000	0.0032
G-84945-A1	Tulare	Non-Certified Wood Insert	Gas Insert				TRUE	1/23/2020	5/6/2020	29.5	0	54%	68%	2.1	53%	43%	0.0254	0.0000	0.0254
G-84946-A1	Stanislaus	Open Hearth Fireplace	Gas Insert				TRUE	11/6/2019	12/18/2019	22.7	0	7%	68%	0.299465	54%	44%	0.0028	0.0000	0.0028
G-84948-A1	San Joaquin	Open Hearth Fireplace	Gas Insert				TRUE	12/5/2019	1/14/2020	22.7	0	7%	68%	0.299465	61%	38%	0.0032	0.0000	0.0032
G-84949-A1	Tulare	Non-Certified Wood Insert	Certified Wood Insert	2.6		Non-Catalytic	TRUE	1/6/2020	2/12/2020	29.5	5.2	54%	68%	2.1	53%	43%	0.0254	0.0040	0.0215
G-84953-A1	Stanislaus	Open Hearth Fireplace	Gas Insert				TRUE	11/7/2019	12/30/2019	22.7	0	7%	68%	0.299465	54%	44%	0.0028	0.0000	0.0028
G-84957-A1	Fresno	Open Hearth Fireplace	Gas Insert				TRUE	11/16/2019	12/4/2019	22.7	0	7%	68%	0.299465	24%	59%	0.0013	0.0000	0.0013
G-84958-A1	San Joaquin	Open Hearth Fireplace	Gas Insert				TRUE	11/11/2019	12/27/2019	22.7	0	7%	68%	0.299465	61%	38%	0.0032	0.0000	0.0032
G-84959-A1	Tulare	Non-Certified Wood Insert	Certified Wood Insert	1.6		Non-Catalytic	TRUE	11/11/2019	12/4/2019	29.5	3.2	54%	68%	2.1	53%	43%	0.0254	0.0024	0.0230
G-84985-A1	Stanislaus	Open Hearth Fireplace	Gas Insert				TRUE	12/6/2019	1/14/2020	22.7	0	7%	68%	0.299465	54%	44%	0.0028	0.0000	0.0028
G-84986-A1	Kern	Wood-Burning Firebox	Gas Insert				TRUE	11/21/2019	1/14/2020	22.7	0	7%	68%	0.299465	31%	51%	0.0016	0.0000	0.0016
G-84987-A1	Kern	Open Hearth Fireplace	Gas Insert				TRUE	12/17/2019	2/12/2020	22.7	0	7%	68%	0.299465	31%	51%	0.0016	0.0000	0.0016
G-84988-A1	Stanislaus	Open Hearth Fireplace	Gas Insert				TRUE	11/8/2019	12/23/2019	22.7	0	7%	68%	0.299465	54%	44%	0.0028	0.0000	0.0028
G-84991-A1	San Joaquin	Open Hearth Fireplace	Gas Insert				TRUE	12/6/2019	12/27/2019	22.7	0	7%	68%	0.299465	61%	38%	0.0032	0.0000	0.0032
G-85001-A1	Fresno	Open Hearth Fireplace	Gas Insert				TRUE	11/20/2019	12/23/2019	22.7	0	7%	68%	0.299465	24%	59%	0.0013	0.0000	0.0013
G-85006-A1	Fresno	Wood-Burning Firebox	Gas Insert				TRUE	11/6/2019	12/11/2019	22.7	0	7%	68%	0.299465	24%	59%	0.0013	0.0000	0.0013
G-85007-A1	Fresno	Wood-Burning Firebox	Gas Insert				TRUE	11/8/2019	12/4/2019	22.7	0	7%	68%	0.299465	24%	59%	0.0013	0.0000	0.0013
G-85008-A1	Fresno	Non-Certified Pellet Insert	Gas Insert				TRUE	11/5/2019	12/4/2019	2.9	0	68%	68%	2.1	24%	59%	0.0011	0.0000	0.0011
G-85009-A1	Fresno	Open Hearth Fireplace	Gas Fireplace				TRUE	1/29/2020	2/27/2020	22.7	0	7%	68%	0.299465	24%	59%	0.0013	0.0000	0.0013
G-85015-A1	Kern	Open Hearth Fireplace	Gas Insert				TRUE	12/3/2019	1/14/2020	22.7	0	7%	68%	0.299465	31%	51%	0.0016	0.0000	0.0016
G-85016-A1	Stanislaus	Open Hearth Fireplace	Certified Pellet Insert	1.5		70 Non-Catalytic	FALSE	11/7/2019	12/23/2019	22.7	3	7%	70%	0.299465	100%	0%	0.0052	0.0001	0.0052
G-85022-A1	Madera	Open Hearth Fireplace	Gas Insert				TRUE	12/28/2019	1/14/2020	22.7	0	7%	68%	0.299465	33%	57%	0.0017	0.0000	0.0017
G-85023-A1	Fresno	Non-Certified Pellet Insert	Certified Pellet Insert	1.1		Non-Catalytic	FALSE	12/11/2019	1/14/2020	2.9	2.2	68%	68%	2.1	100%	0%	0.0047	0.0036	0.0011
G-85024-A1	Fresno	Open Hearth Fireplace	Gas Insert				TRUE	11/15/2019	12/23/2019	22.7	0	7%	68%	0.299465	24%	59%	0.0013	0.0000	0.0013
G-85025-A1	Fresno	Wood-Burning Firebox	Gas Insert				TRUE	11/12/2019	12/11/2019	22.7	0	7%	68%	0.299465	24%	59%	0.0013	0.0000	0.0013
G-85																			

SAN JOAQUIN VALLEY UNIFIED AIR POLLUTION CONTROL DISTRICT

2021 Annual Demonstration Report

August 31, 2022

Contract#	County	OldDeviceType	NewDeviceType	EmissionRating	OverallEfficiency	DeviceSubtype	PipedNatGa	InstallDate	ClaimDate	Emission Factor		Efficiency		FuelUse	Non-Curtailment %		Emissions (tpy PM2.5)		
										EF_Old	EF_New	Eff_Old	Eff_New		B_all	B_reg	Before	After	Reduction
G-85075-A1	Kern	Open Hearth Fireplace	Gas Insert				TRUE	11/28/2019	1/14/2020	22.7	0	7%	68%	0.299465	31%	51%	0.0016	0.0000	0.0016
G-85076-A1	Madera	Freestanding Non-Certified Wood Stove	Freestanding Certified Wood Stove	2.5		Non-Catalytic	FALSE	2/18/2020	3/16/2020	29.5	5	54%	68%	2.61	100%	0%	0.0593	0.0080	0.0513
G-85077-A1	Kern	Wood-Burning Firebox	Gas Insert				TRUE	11/22/2019	1/14/2020	22.7	0	7%	68%	0.299465	31%	51%	0.0016	0.0000	0.0016
G-85079-A1	San Joaquin	Freestanding Non-Certified Pellet Stove	Freestanding Gas Stove				TRUE	12/20/2019	1/14/2020	2.9	0	68%	68%	1.15	61%	38%	0.0016	0.0000	0.0016
G-85083-A1	San Joaquin	Open Hearth Fireplace	Gas Insert				TRUE	3/7/2020	3/24/2020	22.7	0	7%	68%	0.299465	61%	38%	0.0032	0.0000	0.0032
G-85086-A1	Tulare	Open Hearth Fireplace	Certified Wood Insert	2.6		Non-Catalytic	TRUE	11/5/2019	11/20/2019	22.7	5.2	7%	68%	0.299465	53%	43%	0.0028	0.0001	0.0027
G-85089-A1	Fresno	Freestanding Non-Certified Wood Stove	Freestanding Certified Pellet Stove	0.73		Non-Catalytic	FALSE	11/15/2019	12/18/2019	29.5	1.46	54%	68%	2.09	100%	0%	0.0475	0.0019	0.0456
G-85091-A1	Fresno	Non-Certified Wood Insert	Gas Insert				TRUE	11/20/2019	1/14/2020	29.5	0	54%	68%	2.1	24%	59%	0.0115	0.0000	0.0115
G-85095-A1	Kings	Wood-Burning Firebox	Gas Insert				TRUE	3/11/2020	4/13/2020	22.7	0	7%	68%	0.299465	48%	48%	0.0025	0.0000	0.0025
G-85098-A1	Fresno	Freestanding Non-Certified Pellet Stove	Freestanding Certified Pellet Stove	0.98		76 Non-Catalytic	FALSE	11/27/2019	1/14/2020	2.9	1.96	68%	76%	2.09	100%	0%	0.0047	0.0028	0.0018
G-85099-A1	Kings	Open Hearth Fireplace	Gas Insert				TRUE	11/20/2019	1/14/2020	22.7	0	7%	68%	0.299465	48%	48%	0.0025	0.0000	0.0025
G-85106-A1	Kern	Open Hearth Fireplace	Gas Insert				TRUE	11/25/2019	5/20/2020	22.7	0	7%	68%	0.299465	31%	51%	0.0016	0.0000	0.0016
G-85109-A1	Kern	Open Hearth Fireplace	Gas Insert				TRUE	12/20/2019	2/6/2020	22.7	0	7%	68%	0.299465	31%	51%	0.0016	0.0000	0.0016
G-85112-A1	San Joaquin	Freestanding Non-Certified Wood Stove	Freestanding Gas Stove				TRUE	11/22/2019	1/14/2020	29.5	0	54%	68%	1.15	61%	38%	0.0159	0.0000	0.0159
G-85115-A1	Kern	Open Hearth Fireplace	Gas Insert				TRUE	12/17/2019	1/14/2020	22.7	0	7%	68%	0.299465	31%	51%	0.0016	0.0000	0.0016
G-85122-A1	Tulare	Open Hearth Fireplace	Certified Wood Insert	1.5		69 Non-Catalytic	FALSE	10/14/2020	12/3/2020	22.7	3	7%	69%	0.299465	100%	0%	0.0052	0.0001	0.0052
G-85125-A1	Fresno	Open Hearth Fireplace	Gas Insert				TRUE	10/31/2019	12/4/2019	22.7	0	7%	68%	0.299465	24%	59%	0.0013	0.0000	0.0013
G-85141-A1	Fresno	Non-Certified Wood Insert	Gas Insert				TRUE	11/14/2019	1/14/2020	29.5	0	54%	68%	2.1	24%	59%	0.0115	0.0000	0.0115
G-85142-A1	Fresno	Open Hearth Fireplace	Gas Insert				TRUE	2/26/2020	3/19/2020	22.7	0	7%	68%	0.299465	24%	59%	0.0013	0.0000	0.0013
G-85144-A1	Fresno	Non-Certified Wood Insert	Gas Insert				TRUE	11/13/2019	12/18/2019	29.5	0	54%	68%	2.1	24%	59%	0.0115	0.0000	0.0115
G-85145-A1	Fresno	Non-Certified Wood Insert	Gas Insert				TRUE	11/18/2019	12/30/2019	29.5	0	54%	68%	2.1	24%	59%	0.0115	0.0000	0.0115
G-85146-A1	Fresno	Wood-Burning Firebox	Gas Insert				TRUE	11/19/2019	12/23/2019	22.7	0	7%	68%	0.299465	24%	59%	0.0013	0.0000	0.0013
G-85147-A1	Fresno	Open Hearth Fireplace	Gas Insert				TRUE	11/9/2019	12/11/2019	22.7	0	7%	68%	0.299465	24%	59%	0.0013	0.0000	0.0013
G-85148-A1	Fresno	Open Hearth Fireplace	Gas Insert				TRUE	11/11/2019	12/11/2019	22.7	0	7%	68%	0.299465	24%	59%	0.0013	0.0000	0.0013
G-85149-A1	Fresno	Open Hearth Fireplace	Gas Insert				TRUE	11/9/2019	12/18/2019	22.7	0	7%	68%	0.299465	24%	59%	0.0013	0.0000	0.0013
G-85150-A1	Tulare	Open Hearth Fireplace	Gas Insert				FALSE	11/12/2019	12/11/2019	22.7	0	7%	68%	0.299465	100%	0%	0.0052	0.0000	0.0052
G-85152-A1	Madera	Wood-Burning Firebox	Certified Wood Insert	0.58		80 Hybrid	FALSE	1/29/2020	3/12/2020	22.7	1.16	7%	80%	0.299465	100%	0%	0.0052	0.0000	0.0052
G-85223-A1	Stanislaus	Open Hearth Fireplace	Gas Insert				TRUE	12/10/2019	1/14/2020	22.7	0	7%	68%	0.299465	54%	44%	0.0028	0.0000	0.0028
G-85224-A1	Kern	Open Hearth Fireplace	Gas Insert				TRUE	3/30/2020	4/15/2020	22.7	0	7%	68%	0.299465	31%	51%	0.0016	0.0000	0.0016
G-85227-A1	Kern	Wood-Burning Firebox	Gas Insert				TRUE	11/8/2019	12/18/2019	22.7	0	7%	68%	0.299465	31%	51%	0.0016	0.0000	0.0016
G-85228-A1	Stanislaus	Open Hearth Fireplace	Gas Insert				TRUE	11/6/2019	11/26/2019	22.7	0	7%	68%	0.299465	54%	44%	0.0028	0.0000	0.0028
G-85229-A1	San Joaquin	Open Hearth Fireplace	Gas Insert				TRUE	11/26/2019	2/6/2020	22.7	0	7%	68%	0.299465	61%	38%	0.0032	0.0000	0.0032
G-85230-A1	Kern	Open Hearth Fireplace	Gas Insert				TRUE	11/13/2019	12/11/2019	22.7	0	7%	68%	0.299465	31%	51%	0.0016	0.0000	0.0016
G-85240-A1	Fresno	Open Hearth Fireplace	Gas Insert				TRUE	11/27/2019	12/17/2019	22.7	0	7%	68%	0.299465	24%	59%	0.0013	0.0000	0.0013
G-85245-A1	Tulare	Non-Certified Wood Insert	Gas Insert				TRUE	11/18/2019	12/23/2019	29.5	0	54%	68%	2.1	53%	43%	0.0254	0.0000	0.0254
G-85246-A1	Kern	Open Hearth Fireplace	Gas Insert				TRUE	11/26/2019	1/13/2020	22.7	0	7%	68%	0.299465	31%	51%	0.0016	0.0000	0.0016
G-85248-A1	Fresno	Open Hearth Fireplace	Gas Insert				TRUE	1/11/2020	2/11/2020	22.7	0	7%	68%	0.299465	24%	59%	0.0013	0.0000	0.0013
G-85249-A1	Kern	Open Hearth Fireplace	Gas Insert				TRUE	1/28/2020	3/11/2020	22.7	0	7%	68%	0.299465	31%	51%	0.0016	0.0000	0.0016
G-85253-A1	Fresno	Open Hearth Fireplace	Gas Insert				TRUE	12/14/2019	1/14/2020	22.7	0	7%	68%	0.299465	24%	59%	0.0013	0.0000	0.0013
G-85259-A1	Tulare	Open Hearth Fireplace	Gas Insert				TRUE	11/19/2019	12/23/2019	22.7	0	7%	68%	0.299465	53%	43%	0.0028	0.0000	0.0028
G-85260-A1	Madera	Freestanding Non-Certified Wood Stove	Freestanding Certified Wood Stove	3.1		Non-Catalytic	FALSE	2/11/2020	2/25/2020	29.5	6.2	54%	68%	2.61	100%	0%	0.0593	0.0099	0.0494
G-85262-A1	Fresno	Open Hearth Fireplace	Gas Insert				TRUE	12/7/2019	1/14/2020	22.7	0	7%	68%	0.299465	24%	59%	0.0013	0.0000	0.0013
G-85264-A1	Fresno	Open Hearth Fireplace	Gas Insert				TRUE	1/3/2020	2/6/2020	22.7	0	7%	68%	0.299465	24%	59%	0.0013	0.0000	0.0013
G-85267-A1	San Joaquin	Open Hearth Fireplace	Gas Insert				TRUE	11/21/2019	12/18/2019	22.7	0	7%	68%	0.299465	61%	38%	0.0032	0.0000	0.0032
G-85269-A1	Kings	Open Hearth Fireplace	Certified Wood Insert	2.6		Non-Catalytic	TRUE	11/6/2019	12/30/2019	22.7	5.2	7%	68%	0.299465	48%	48%	0.0025	0.0001	0.0024
G-85276-A1	Fresno	Wood-Burning Firebox	Gas Insert				TRUE	11/23/2019	1/14/2020	22.7	0	7%	68%	0.299465	24%	59%	0.0013	0.0000	0.0013
G-85277-A1	Tulare	Freestanding Non-Certified Wood Stove	Freestanding Gas Stove				FALSE	11/26/2019	1/14/2020	29.5	0	54%	68%	2.4	100%	0%	0.0545	0.0000	0.0545
G-85278-A1	Fresno	Open Hearth Fireplace	Gas Insert				TRUE	1/28/2020	2/12/2020	22.7	0	7%	68%	0.299465	24%	59%	0.0013	0.0000	0.0013
G-85281-A1	Kern	Wood-Burning Firebox	Gas Insert				TRUE	12/10/2019	1/14/2020	22.7	0	7%	68%	0.299465	31%	51%	0.0016	0.0000	0.0016
G-85282-A1	Fresno	Open Hearth Fireplace	Gas Insert				TRUE	1/13/2020	2/11/2020	22.7	0	7%	68%	0.299465	24%	59%	0.0013	0.0000	0.0013
G-85283-A1	Fresno	Freestanding Non-Certified Pellet Stove	Freestanding Gas Stove				FALSE	12/13/2019	1/14/2020	2.9	0	68%	68%	2.09	100%	0%	0.0047	0.0000	0.0047
G-85284-A1	Fresno	Open Hearth Fireplace	Gas Insert				FALSE	12/12/2019	1/14/2020	22.7	0	7%	68%	0.299465	100%	0%	0.0052	0.0000	0.0052
G-85288-A1	Kern	Non-Certified Pellet Insert	Gas Insert				TRUE	11/23/2019	1/14/2020	2.9	0	68%	68%	2.1	31%	51%	0.0014	0.0000	0.0014
G-85292-A1	Fresno	Non-Certified Wood Insert	Gas Insert				FALSE	2/4/2020	3/11/2020	29.5	0	54%	68%	2.1	100%	0%	0.0477	0.0000	0.0477
G-85301-A1	Kern	Wood-Burning Firebox	Gas Insert				TRUE	11/16/2019	12/23/2019	22.7	0	7%	68%	0.299465	31%	51%	0.0016	0.0000	0.0016
G-85308-A1	Kern	Open Hearth Fireplace	Gas Insert				TRUE	11/11/2019	12/18/2019	22.7	0	7%	68%	0.299465	31%	51%	0.0016	0.0000	0.0016
G-85319-A1	San Joaquin	Open Hearth Fireplace	Gas Insert				FALSE	2/9/2020	3/11/2020	22.7	0	7%	68%	0.299465	100%	0%	0.0052	0.0000	0.0052
G-85320-A1	Stanislaus	Open Hearth Fireplace	Certified Wood Insert	3		Non-Catalytic	TRUE	11/21/2019	1/14/2020	22.7	6	7%	68%	0.299465	54%	44%	0.0028	0.0001	0.0027
G-85321-A1	Fresno	Open Hearth Fireplace	Gas Insert				TRUE	11/29/2019	12/18/2019	22.7	0	7%	68%	0.299465	24%	59%	0.0013	0.0000	0.0013
G-85324-A1	San Joaquin	Open Hearth Fireplace	Gas Insert				TRUE	12/19/2019	1/14/2020	22.7	0	7%	68%	0.299465					

SAN JOAQUIN VALLEY UNIFIED AIR POLLUTION CONTROL DISTRICT

2021 Annual Demonstration Report

August 31, 2022

Contract#	County	OldDeviceType	NewDeviceType	EmissionRating	OverallEfficiency	DeviceSubtype	PipedNatGa	InstallDate	ClaimDate	Emission Factor		Efficiency		FuelUse	Non-Curtailment %		Emissions (tpy PM2.5)		
										EF_Old	EF_New	Eff_Old	Eff_New		B_all	B_reg	Before	After	Reduction
G-85393-A1	Fresno	Wood-Burning Firebox	Gas Insert				TRUE	11/23/2019	12/27/2019	22.7	0	7%	68%	0.299465	24%	59%	0.0013	0.0000	0.0013
G-85395-A1	Fresno	Open Hearth Fireplace	Gas Insert				TRUE	11/23/2019	12/27/2019	22.7	0	7%	68%	0.299465	24%	59%	0.0013	0.0000	0.0013
G-85396-A1	Fresno	Open Hearth Fireplace	Gas Insert				TRUE	11/14/2019	12/23/2019	22.7	0	7%	68%	0.299465	24%	59%	0.0013	0.0000	0.0013
G-85397-A1	Fresno	Open Hearth Fireplace	Gas Insert				TRUE	11/16/2019	2/7/2020	22.7	0	7%	68%	0.299465	24%	59%	0.0013	0.0000	0.0013
G-85400-A1	Fresno	Freestanding Non-Certified Wood Stove	Certified Wood Insert	3.6		Non-Catalytic	FALSE	11/24/2019	12/23/2019	29.5	7.2	54%	68%	2.09	100%	0%	0.0475	0.0092	0.0383
G-85401-A1	Stanislaus	Open Hearth Fireplace	Gas Insert				TRUE	11/14/2019	12/27/2019	22.7	0	7%	68%	0.299465	54%	44%	0.0028	0.0000	0.0028
G-85404-A1	San Joaquin	Open Hearth Fireplace	Gas Insert				TRUE	12/16/2019	1/14/2020	22.7	0	7%	68%	0.299465	61%	38%	0.0032	0.0000	0.0032
G-85405-A1	Fresno	Open Hearth Fireplace	Gas Insert				TRUE	12/19/2019	9/16/2020	22.7	0	7%	68%	0.299465	24%	59%	0.0013	0.0000	0.0013
G-85407-A1	Madera	Wood-Burning Firebox	Gas Insert				TRUE	12/14/2019	2/6/2020	22.7	0	7%	68%	0.299465	33%	57%	0.0017	0.0000	0.0017
G-85432-A1	Fresno	Non-Certified Wood Insert	Certified Wood Insert	4.2		Non-Catalytic	FALSE	11/24/2019	2/12/2020	29.5	8.4	54%	68%	2.1	100%	0%	0.0477	0.0108	0.0369
G-85444-A1	Madera	Open Hearth Fireplace	Gas Insert				FALSE	1/10/2020	2/6/2020	22.7	0	7%	68%	0.299465	100%	0%	0.0052	0.0000	0.0052
G-85447-A1	Kern	Open Hearth Fireplace	Gas Insert				TRUE	12/5/2019	4/21/2020	22.7	0	7%	68%	0.299465	31%	51%	0.0016	0.0000	0.0016
G-85449-A1	Fresno	Wood-Burning Firebox	Gas Insert				TRUE	11/26/2019	2/11/2020	22.7	0	7%	68%	0.299465	24%	59%	0.0013	0.0000	0.0013
G-85451-A1	Kern	Open Hearth Fireplace	Gas Insert				TRUE	11/13/2019	2/6/2020	22.7	0	7%	68%	0.299465	31%	51%	0.0016	0.0000	0.0016
G-85454-A1	Fresno	Wood-Burning Firebox	Gas Insert				TRUE	12/27/2019	4/27/2020	22.7	0	7%	68%	0.299465	24%	59%	0.0013	0.0000	0.0013
G-85456-A1	Fresno	Open Hearth Fireplace	Certified Wood Insert	4.4		Non-Catalytic	FALSE	11/13/2019	1/9/2020	22.7	8.8	7%	68%	0.299465	100%	0%	0.0052	0.0002	0.0050
G-85457-A1	Kern	Wood-Burning Firebox	Gas Insert				TRUE	11/25/2019	1/14/2020	22.7	0	7%	68%	0.299465	31%	51%	0.0016	0.0000	0.0016
G-85467-A1	Fresno	Non-Certified Pellet Insert	Certified Pellet Insert	0.66		Non-Catalytic	FALSE	11/16/2019	2/11/2020	2.9	1.32	68%	68%	2.1	100%	0%	0.0047	0.0021	0.0026
G-85468-A1	Fresno	Wood-Burning Firebox	Gas Insert				TRUE	11/22/2019	12/23/2019	22.7	0	7%	68%	0.299465	24%	59%	0.0013	0.0000	0.0013
G-85469-A1	Kern	Wood-Burning Firebox	Gas Insert				TRUE	12/19/2019	1/14/2020	22.7	0	7%	68%	0.299465	31%	51%	0.0016	0.0000	0.0016
G-85470-A1	Fresno	Wood-Burning Firebox	Certified Pellet Insert	0.73			FALSE	12/18/2019	1/14/2020	22.7	1.46	7%	68%	0.299465	100%	0%	0.0052	0.0000	0.0052
G-85471-A1	San Joaquin	Open Hearth Fireplace	Gas Insert				TRUE	11/14/2019	12/18/2019	22.7	0	7%	68%	0.299465	61%	38%	0.0032	0.0000	0.0032
G-85472-A1	Fresno	Open Hearth Fireplace	Gas Insert				FALSE	12/3/2019	1/13/2020	22.7	0	7%	68%	0.299465	100%	0%	0.0052	0.0000	0.0052
G-85474-A1	Stanislaus	Open Hearth Fireplace	Gas Insert				TRUE	11/21/2019	1/9/2020	22.7	0	7%	68%	0.299465	54%	44%	0.0028	0.0000	0.0028
G-85475-A1	Tulare	Open Hearth Fireplace	Gas Insert				TRUE	12/23/2019	2/12/2020	22.7	0	7%	68%	0.299465	53%	43%	0.0028	0.0000	0.0028
G-85476-A1	Merced	Non-Certified Wood Insert	Certified Wood Insert	3.5		Non-Catalytic	FALSE	12/26/2019	2/25/2020	29.5	7	54%	68%	2.1	100%	0%	0.0477	0.0090	0.0387
G-85479-A1	Tulare	Wood-Burning Firebox	Gas Insert				TRUE	12/2/2019	1/28/2020	22.7	0	7%	68%	0.299465	53%	43%	0.0028	0.0000	0.0028
G-85481-A1	Kern	Open Hearth Fireplace	Gas Insert				TRUE	1/6/2020	2/27/2020	22.7	0	7%	68%	0.299465	31%	51%	0.0016	0.0000	0.0016
G-85482-A1	Kern	Non-Certified Wood Insert	Gas Insert				TRUE	11/14/2019	1/14/2020	29.5	0	54%	68%	2.1	31%	51%	0.0147	0.0000	0.0147
G-85483-A1	Kern	Open Hearth Fireplace	Gas Insert				TRUE	11/16/2019	12/18/2019	22.7	0	7%	68%	0.299465	31%	51%	0.0016	0.0000	0.0016
G-85484-A1	Kern	Wood-Burning Firebox	Gas Insert				TRUE	12/2/2019	1/13/2020	22.7	0	7%	68%	0.299465	31%	51%	0.0016	0.0000	0.0016
G-85486-A1	Kern	Open Hearth Fireplace	Gas Insert				TRUE	11/12/2019	12/11/2019	22.7	0	7%	68%	0.299465	31%	51%	0.0016	0.0000	0.0016
G-85499-A1	Kern	Non-Certified Wood Insert	Gas Insert				TRUE	11/18/2019	1/14/2020	29.5	0	54%	68%	2.1	31%	51%	0.0147	0.0000	0.0147
G-85500-A1	Fresno	Open Hearth Fireplace	Gas Insert				TRUE	12/19/2019	1/14/2020	22.7	0	7%	68%	0.299465	24%	59%	0.0013	0.0000	0.0013
G-85508-A1	Kern	Freestanding Non-Certified Wood Stove	Freestanding Certified Pellet Stove	3.1		Non-Catalytic	FALSE	12/12/2019	1/13/2020	29.5	6.2	54%	68%	1.57	100%	0%	0.0357	0.0060	0.0297
G-85511-A1	Tulare	Open Hearth Fireplace	Gas Insert				TRUE	12/14/2019	1/14/2020	22.7	0	7%	68%	0.299465	53%	43%	0.0028	0.0000	0.0028
G-85515-A1	Kern	Wood-Burning Firebox	Gas Insert				TRUE	12/6/2019	1/9/2020	22.7	0	7%	68%	0.299465	31%	51%	0.0016	0.0000	0.0016
G-85558-A1	Kern	Open Hearth Fireplace	Gas Insert				TRUE	11/12/2019	12/23/2019	22.7	0	7%	68%	0.299465	31%	51%	0.0016	0.0000	0.0016
G-85560-A1	Kern	Open Hearth Fireplace	Gas Insert				TRUE	11/18/2019	12/18/2019	22.7	0	7%	68%	0.299465	31%	51%	0.0016	0.0000	0.0016
G-85572-A1	Fresno	Open Hearth Fireplace	Gas Insert				TRUE	1/16/2020	2/12/2020	22.7	0	7%	68%	0.299465	24%	59%	0.0013	0.0000	0.0013
G-85574-A1	Fresno	Non-Certified Wood Insert	Certified Wood Insert	3.6		Non-Catalytic	FALSE	11/20/2019	1/9/2020	29.5	7.2	54%	68%	2.1	100%	0%	0.0477	0.0092	0.0385
G-85578-A1	Kern	Freestanding Non-Certified Wood Stove	Freestanding Gas Stove				TRUE	12/16/2019	2/11/2020	29.5	0	54%	68%	1.57	31%	51%	0.0110	0.0000	0.0110
G-85579-A1	Kern	Open Hearth Fireplace	Gas Insert				TRUE	5/1/2020	2/3/2021	22.7	0	7%	68%	0.299465	31%	51%	0.0016	0.0000	0.0016
G-85582-A1	Fresno	Open Hearth Fireplace	Gas Insert				TRUE	2/5/2020	2/27/2020	22.7	0	7%	68%	0.299465	24%	59%	0.0013	0.0000	0.0013
G-85583-A1	Fresno	Non-Certified Wood Insert	Gas Insert				FALSE	11/21/2019	12/23/2019	29.5	0	54%	68%	2.1	100%	0%	0.0477	0.0000	0.0477
G-85588-A1	Kern	Open Hearth Fireplace	Gas Insert				TRUE	2/7/2020	7/22/2020	22.7	0	7%	68%	0.299465	31%	51%	0.0016	0.0000	0.0016
G-85589-A1	Kern	Open Hearth Fireplace	Gas Insert				TRUE	3/5/2020	9/21/2020	22.7	0	7%	68%	0.299465	31%	51%	0.0016	0.0000	0.0016
G-85590-A2	Kern	Open Hearth Fireplace	Gas Insert				FALSE	10/20/2020	12/16/2020	22.7	0	7%	68%	0.299465	100%	0%	0.0052	0.0000	0.0052
G-85592-A1	Fresno	Open Hearth Fireplace	Gas Fireplace				TRUE	12/27/2019	2/12/2020	22.7	0	7%	68%	0.299465	24%	59%	0.0013	0.0000	0.0013
G-85594-A1	San Joaquin	Open Hearth Fireplace	Gas Insert				TRUE	11/26/2019	1/8/2020	22.7	0	7%	68%	0.299465	61%	38%	0.0032	0.0000	0.0032
G-85595-A1	Stanislaus	Open Hearth Fireplace	Gas Insert				FALSE	1/16/2020	2/27/2020	22.7	0	7%	68%	0.299465	100%	0%	0.0052	0.0000	0.0052
G-85599-A1	Tulare	Open Hearth Fireplace	Gas Insert				TRUE	11/14/2019	12/18/2019	22.7	0	7%	68%	0.299465	53%	43%	0.0028	0.0000	0.0028
G-85600-A1	Fresno	Non-Certified Wood Insert	Certified Wood Insert	4.1		Non-Catalytic	FALSE	11/15/2019	12/30/2019	29.5	8.2	54%	68%	2.1	100%	0%	0.0477	0.0105	0.0372
G-85604-A1	Madera	Open Hearth Fireplace	Certified Pellet Insert	1.1		65 Non-Catalytic	FALSE	11/27/2019	2/11/2020	22.7	2.2	7%	65%	0.299465	100%	0%	0.0052	0.0001	0.0052
G-85607-A1	Fresno	Wood-Burning Firebox	Gas Insert				TRUE	1/28/2020	4/3/2020	22.7	0	7%	68%	0.299465	24%	59%	0.0013	0.0000	0.0013
G-85608-A1	Fresno	Wood-Burning Firebox	Gas Insert				TRUE	12/3/2019	1/8/2020	22.7	0	7%	68%	0.299465	24%	59%	0.0013	0.0000	0.0013
G-85611-A1	Fresno	Open Hearth Fireplace	Gas Insert				TRUE	11/17/2019	12/4/2019	22.7	0	7%	68%	0.299465	24%	59%	0.0013	0.0000	0.0013
G-85612-A1	Fresno	Open Hearth Fireplace	Gas Insert				TRUE	11/21/2019	12/27/2019	22.7	0	7%	68%	0.299465	24%	59%	0.0013	0.0000	0.0013
G-85613-A1	Fresno	Open Hearth Fireplace	Gas Insert				TRUE	11/21/2019	1/13/2020	22.7	0	7%	68%	0.299465	24%	59%	0.0013	0.0000	0.0013
G-85615-A1	Fresno	Open Hearth Fireplace	Gas Insert				TRUE	12/9/2019	1/13/2020	22.7	0	7%	68%	0.299465	24%	59%	0.0013	0.0000	0.0013
G-85628-A1	Fresno	Open Hearth Fireplace	Gas Insert				TRUE	12/5/2019	1/14/2020	22.7	0	7%	68%	0.299465	24%	59%	0.0013	0.0000	0.0013
G-85630-A1	Fresno	Non-Certified Wood Insert	Gas Insert				TRUE	12/2/2019	12/27/2019	29.5	0	54%	68%	2.1	24%	59%	0.0115	0.0000	0.0115
G-85633-A1	Kern	Open Hearth Fireplace	Gas Insert				TRUE	11/18/2019	1/9/2020	22.7	0	7%	68%	0.299465	31%	51%	0.0016	0.0000	0.0016
G-85646-A1	San Joaquin	Open Hearth Fireplace	Gas Insert				TRUE	2/6/2020	3/24/2020	22.7	0	7%	68%	0.299465	61%	38%	0.0032	0.0000	0.0032
G-85671-A1	Kern	Open Hearth Fireplace	Gas Insert				TRUE	1/6/2020	3/18/2020	22.7	0	7%	68%	0.299465	31%	51%	0.0016	0.0000	0.0016
G-85677-A1	Kern	Open Hearth Fireplace	Gas Insert				TRUE	11/25/2019	7/21/2020	22.7	0	7%	68%	0.299465	31%	51%	0.0016	0.0000	0.0016
G-85906-A1	Fresno	Non-Certified Wood Insert	Certified Pellet Insert	2.1		Non-Catalytic	FALSE	11/23/2019	12/27/2019	29.5	4.2	54%	68%	2.1	100%	0%	0.0477	0.0054	0.0423
G-85941-A1	Stanislaus	Non-Certified Wood Insert	Gas Insert				TRUE	12/11											

SAN JOAQUIN VALLEY UNIFIED AIR POLLUTION CONTROL DISTRICT

2021 Annual Demonstration Report

August 31, 2022

Contract#	County	OldDeviceType	NewDeviceType	EmissionRating	OverallEfficiency	DeviceSubtype	PipedNatGa	InstallDate	ClaimDate	Emission Factor		Efficiency		FuelUse	Non-Curtailment %		Emissions (tpy PM2.5)		
										EF_Old	EF_New	Eff_Old	Eff_New		B_all	B_reg	Before	After	Reduction
G-86311-A1	San Joaquin	Non-Certified Wood Insert	Gas Insert				TRUE	3/17/2020	4/20/2020	29.5	0	54%	68%	2.1	61%	38%	0.0290	0.0000	0.0290
G-86315-A1	Kern	Open Hearth Fireplace	Gas Insert				TRUE	11/18/2019	2/11/2020	22.7	0	7%	68%	0.299465	31%	51%	0.0016	0.0000	0.0016
G-86316-A1	Kern	Open Hearth Fireplace	Gas Insert				FALSE	12/9/2019	2/27/2020	22.7	0	7%	68%	0.299465	100%	0%	0.0052	0.0000	0.0052
G-86318-A1	San Joaquin	Non-Certified Wood Insert	Certified Wood Insert	1.7		73 Non-Catalytic	TRUE	4/19/2021	6/16/2021	29.5	3.4	54%	73%	2.1	61%	38%	0.0290	0.0027	0.0263
G-86410-A1	Kern	Open Hearth Fireplace	Gas Insert				TRUE	12/9/2019	1/14/2020	22.7	0	7%	68%	0.299465	31%	51%	0.0016	0.0000	0.0016
G-86411-A1	Kern	Open Hearth Fireplace	Gas Insert				TRUE	11/21/2019	1/13/2020	22.7	0	7%	68%	0.299465	31%	51%	0.0016	0.0000	0.0016
G-86413-A1	Kern	Open Hearth Fireplace	Gas Insert				TRUE	1/8/2020	2/11/2020	22.7	0	7%	68%	0.299465	31%	51%	0.0016	0.0000	0.0016
G-86415-A1	Kern	Wood-Burning Firebox	Gas Insert				TRUE	12/21/2019	1/14/2020	22.7	0	7%	68%	0.299465	31%	51%	0.0016	0.0000	0.0016
G-86416-A1	Kern	Open Hearth Fireplace	Gas Insert				TRUE	11/15/2019	1/13/2020	22.7	0	7%	68%	0.299465	31%	51%	0.0016	0.0000	0.0016
G-86419-A1	Kern	Wood-Burning Firebox	Gas Insert				TRUE	11/25/2019	3/11/2020	22.7	0	7%	68%	0.299465	31%	51%	0.0016	0.0000	0.0016
G-86424-A1	Stanislaus	Open Hearth Fireplace	Gas Insert				TRUE	11/22/2019	12/18/2019	22.7	0	7%	68%	0.299465	54%	44%	0.0028	0.0000	0.0028
G-86431-A1	Kings	Certified Wood Insert	Gas Insert				TRUE	11/25/2019	12/23/2019	14.5785	0	68%	68%	2.1	48%	48%	0.0112	0.0000	0.0112
G-86437-A1	Fresno	Open Hearth Fireplace	Gas Insert				TRUE	1/9/2020	2/12/2020	22.7	0	7%	68%	0.299465	24%	59%	0.0013	0.0000	0.0013
G-86444-A1	Kern	Open Hearth Fireplace	Gas Insert				TRUE	12/19/2019	2/12/2020	22.7	0	7%	68%	0.299465	31%	51%	0.0016	0.0000	0.0016
G-86452-A1	Merced	Open Hearth Fireplace	Gas Insert				TRUE	11/27/2019	1/9/2020	22.7	0	7%	68%	0.299465	68%	32%	0.0035	0.0000	0.0035
G-86455-A1	Kern	Wood-Burning Firebox	Gas Insert				TRUE	12/27/2019	2/12/2020	22.7	0	7%	68%	0.299465	31%	51%	0.0016	0.0000	0.0016
G-86457-A1	Fresno	Open Hearth Fireplace	Gas Insert				TRUE	4/30/2021	6/16/2021	22.7	0	7%	68%	0.299465	24%	59%	0.0013	0.0000	0.0013
G-86463-A1	Fresno	Open Hearth Fireplace	Gas Insert				TRUE	12/20/2019	1/14/2020	22.7	0	7%	68%	0.299465	24%	59%	0.0013	0.0000	0.0013
G-86469-A1	Fresno	Wood-Burning Firebox	Gas Insert				TRUE	1/16/2020	2/12/2020	22.7	0	7%	68%	0.299465	24%	59%	0.0013	0.0000	0.0013
G-86472-A1	Stanislaus	Certified Wood Insert	Gas Insert				TRUE	1/10/2020	2/11/2020	14.5785	0	68%	68%	2.1	54%	44%	0.0128	0.0000	0.0128
G-86473-A1	Stanislaus	Wood-Burning Firebox	Gas Fireplace				TRUE	1/22/2020	3/11/2020	22.7	0	7%	68%	0.299465	54%	44%	0.0028	0.0000	0.0028
G-86474-A1	Kern	Open Hearth Fireplace	Gas Insert				TRUE	11/30/2019	2/12/2020	22.7	0	7%	68%	0.299465	31%	51%	0.0016	0.0000	0.0016
G-86495-A1	Madera	Freestanding Non-Certified Wood Stove	Freestanding Certified Wood Stove	4.2		Non-Catalytic	FALSE	1/7/2020	2/7/2020	29.5	8.4	54%	68%	2.61	100%	0%	0.0593	0.0134	0.0459
G-86496-A1	Kern	Open Hearth Fireplace	Gas Insert				TRUE	10/16/2020	11/2/2020	22.7	0	7%	68%	0.299465	31%	51%	0.0016	0.0000	0.0016
G-86497-A1	San Joaquin	Non-Certified Pellet Insert	Certified Pellet Insert	1.1		Non-Catalytic	FALSE	12/26/2019	3/11/2020	2.9	2.2	68%	68%	2.1	100%	0%	0.0047	0.0036	0.0011
G-86502-A1	Fresno	Wood-Burning Firebox	Gas Insert				TRUE	2/1/2020	2/25/2020	22.7	0	7%	68%	0.299465	24%	59%	0.0013	0.0000	0.0013
G-86503-A1	Tulare	Open Hearth Fireplace	Gas Insert				TRUE	11/14/2019	12/18/2019	22.7	0	7%	68%	0.299465	53%	43%	0.0028	0.0000	0.0028
G-86504-A1	Madera	Wood-Burning Firebox	Gas Insert				TRUE	12/28/2019	2/11/2020	22.7	0	7%	68%	0.299465	33%	57%	0.0017	0.0000	0.0017
G-86505-A1	Kern	Wood-Burning Firebox	Gas Insert				TRUE	11/25/2019	1/8/2020	22.7	0	7%	68%	0.299465	31%	51%	0.0016	0.0000	0.0016
G-86507-A1	Tulare	Open Hearth Fireplace	Gas Insert				FALSE	11/25/2019	1/9/2020	22.7	0	7%	68%	0.299465	100%	0%	0.0052	0.0000	0.0052
G-86509-A1	Kern	Open Hearth Fireplace	Gas Insert				TRUE	12/15/2019	2/6/2020	22.7	0	7%	68%	0.299465	31%	51%	0.0016	0.0000	0.0016
G-86511-A1	Kern	Open Hearth Fireplace	Gas Insert				TRUE	12/28/2019	4/1/2020	22.7	0	7%	68%	0.299465	31%	51%	0.0016	0.0000	0.0016
G-86512-A1	Tulare	Open Hearth Fireplace	Gas Insert				TRUE	11/22/2019	12/11/2019	22.7	0	7%	68%	0.299465	53%	43%	0.0028	0.0000	0.0028
G-86513-A1	Fresno	Open Hearth Fireplace	Gas Insert				TRUE	1/13/2020	2/11/2020	22.7	0	7%	68%	0.299465	24%	59%	0.0013	0.0000	0.0013
G-86514-A1	Tulare	Wood-Burning Firebox	Certified Wood Insert	2.6		Non-Catalytic	FALSE	11/22/2019	12/11/2019	22.7	5.2	7%	68%	0.299465	100%	0%	0.0052	0.0001	0.0051
G-86515-A1	Tulare	Open Hearth Fireplace	Gas Fireplace				TRUE	11/21/2019	12/11/2019	22.7	0	7%	68%	0.299465	53%	43%	0.0028	0.0000	0.0028
G-86516-A1	Kings	Wood-Burning Firebox	Certified Pellet Insert	2.1		Non-Catalytic	TRUE	12/21/2019	2/12/2020	22.7	4.2	7%	68%	0.299465	48%	48%	0.0025	0.0001	0.0024
G-86517-A1	Fresno	Wood-Burning Firebox	Gas Insert				TRUE	11/26/2019	12/30/2019	22.7	0	7%	68%	0.299465	24%	59%	0.0013	0.0000	0.0013
G-86518-A1	Kern	Open Hearth Fireplace	Gas Insert				TRUE	12/2/2019	1/14/2020	22.7	0	7%	68%	0.299465	31%	51%	0.0016	0.0000	0.0016
G-86522-A1	Fresno	Non-Certified Wood Insert	Gas Insert				TRUE	12/30/2019	2/6/2020	29.5	0	54%	68%	2.1	24%	59%	0.0115	0.0000	0.0115
G-86529-A1	Kern	Open Hearth Fireplace	Gas Insert				TRUE	11/27/2019	1/14/2020	22.7	0	7%	68%	0.299465	31%	51%	0.0016	0.0000	0.0016
G-86530-A1	Kern	Open Hearth Fireplace	Gas Insert				TRUE	12/11/2019	1/13/2020	22.7	0	7%	68%	0.299465	31%	51%	0.0016	0.0000	0.0016
G-86532-A1	Kern	Open Hearth Fireplace	Gas Insert				TRUE	12/5/2019	1/9/2020	22.7	0	7%	68%	0.299465	31%	51%	0.0016	0.0000	0.0016
G-86534-A1	Kern	Open Hearth Fireplace	Gas Insert				TRUE	11/18/2019	12/18/2019	22.7	0	7%	68%	0.299465	31%	51%	0.0016	0.0000	0.0016
G-86535-A1	Stanislaus	Open Hearth Fireplace	Gas Insert				TRUE	11/25/2019	1/9/2020	22.7	0	7%	68%	0.299465	54%	44%	0.0028	0.0000	0.0028
G-86536-A1	Stanislaus	Freestanding Non-Certified Wood Stove	Freestanding Certified Wood Stove	3.6		74 Non-Catalytic	FALSE	11/22/2019	2/12/2020	29.5	7.2	54%	74%	1.55	100%	0%	0.0352	0.0063	0.0289
G-86537-A1	San Joaquin	Open Hearth Fireplace	Gas Insert				TRUE	12/23/2019	12/16/2020	22.7	0	7%	68%	0.299465	61%	38%	0.0032	0.0000	0.0032
G-86545-A1	San Joaquin	Open Hearth Fireplace	Gas Insert				TRUE	11/26/2019	1/13/2020	22.7	0	7%	68%	0.299465	61%	38%	0.0032	0.0000	0.0032
G-86547-A1	Tulare	Open Hearth Fireplace	Gas Insert				TRUE	11/26/2019	1/13/2020	22.7	0	7%	68%	0.299465	53%	43%	0.0028	0.0000	0.0028
G-86550-A1	Kern	Freestanding Non-Certified Wood Stove	Gas Insert				TRUE	2/5/2020	2/25/2020	29.5	0	54%	68%	1.57	31%	51%	0.0110	0.0000	0.0110
G-86574-A1	Kern	Open Hearth Fireplace	Gas Insert				TRUE	4/5/2020	4/28/2020	22.7	0	7%	68%	0.299465	31%	51%	0.0016	0.0000	0.0016
G-86652-A1	Fresno	Open Hearth Fireplace	Gas Insert				TRUE	2/10/2020	2/25/2020	22.7	0	7%	68%	0.299465	24%	59%	0.0013	0.0000	0.0013
G-86667-A1	Kern	Open Hearth Fireplace	Gas Insert				TRUE	12/19/2019	1/14/2020	22.7	0	7%	68%	0.299465	31%	51%	0.0016	0.0000	0.0016
G-86672-A1	Fresno	Open Hearth Fireplace	Gas Insert				TRUE	12/10/2019	1/8/2020	22.7	0	7%	68%	0.299465	24%	59%	0.0013	0.0000	0.0013
G-86674-A1	Fresno	Wood-Burning Firebox	Gas Insert				TRUE	12/10/2019	1/13/2020	22.7	0	7%	68%	0.299465	24%	59%	0.0013	0.0000	0.0013
G-86675-A1	Madera	Non-Certified Wood Insert	Certified Wood Insert	4.1		Non-Catalytic	FALSE	11/30/2019	3/24/2020	29.5	8.2	54%	68%	2.1	100%	0%	0.0477	0.0105	0.0372
G-86676-A1	Fresno	Wood-Burning Firebox	Gas Fireplace				FALSE	11/15/2020	2/12/2020	22.7	0	7%	68%	0.299465	100%	0%	0.0052	0.0000	0.0052
G-86677-A1	Fresno	Open Hearth Fireplace	Gas Insert				TRUE	11/22/2019	12/27/2019	22.7	0	7%	68%	0.299465	24%	59%	0.0013	0.0000	0.0013
G-86678-A1	Fresno	Open Hearth Fireplace	Gas Insert				TRUE	11/26/2019	1/13/2020	22.7	0	7%	68%	0.299465	24%	59%	0.0013	0.0000	0.0013
G-86679-A1	Fresno	Open Hearth Fireplace	Gas Insert				TRUE	11/28/2019	12/27/2019	22.7	0	7%	68%	0.299465	24%	59%	0.0013	0.0000	0.0013
G-86681-A1	Fresno	Open Hearth Fireplace	Gas Insert				TRUE	12/27/2019	1/14/2020	22.7	0	7%	68%	0.299465	24%	59%	0.0013	0.0000	0.0013
G-86683-A1	Stanislaus	Open Hearth Fireplace	Gas Insert				TRUE	12/16/2019	2/11/2020	22.7	0	7%	68%	0.299465	54%	44%	0.0028	0.0000	0.0028
G-86684-A1	Fresno	Wood-Burning Firebox	Gas Insert				TRUE	1/13/2020	2/12/2020	22.7	0	7%	68%	0.299465	24%	59%	0.0013	0.0000	0.0013
G-86685-A1	San Joaquin	Open Hearth Fireplace	Gas Insert				TRUE	1/28/2020	2/12/2020	22.7	0	7%	68%	0.299465	61%	38%	0.0032	0.0000	0.0032
G-86692-A1	Fresno	Wood-Burning Firebox	Gas Insert				TRUE	12/3/2019	12/27/2019	22.7	0	7%	68%	0.299465	24%	59%	0.0013	0.0000	0.0013
G-86693-A1	Kern	Wood-Burning Firebox	Gas Insert				TRUE	1/13/2020	2/11/2020	22.7	0	7%	68%	0.299465	31%	51%	0.0016	0.0000	0.0016
G-86694-A1	Stanislaus	Wood-Burning Firebox	Gas Insert				TRUE	2/22/2020	4/13/2020	22.7	0	7%	68%	0.299465	54%	44%	0.0028	0.0000	0.0028
G-86697-A1	Kern	Open Hearth Fireplace	Gas Insert				TRUE	12/21/2019	1/14/2020	22.7	0	7%	6						

SAN JOAQUIN VALLEY UNIFIED AIR POLLUTION CONTROL DISTRICT

2021 Annual Demonstration Report

August 31, 2022

Contract#	County	OldDeviceType	NewDeviceType	EmissionRating	OverallEfficiency	DeviceSubtype	PipedNatGa	InstallDate	ClaimDate	Emission Factor		Efficiency		FuelUse	Non-Curtailment %		Emissions (tpy PM2.5)		
										EF_Old	EF_New	Eff_Old	Eff_New		B_all	B_reg	Before	After	Reduction
G-86765-A1	Kern	Open Hearth Fireplace	Gas Insert				TRUE	11/21/2019	2/11/2020	22.7	0	7%	68%	0.299465	31%	51%	0.0016	0.0000	0.0016
G-86766-A1	Stanislaus	Open Hearth Fireplace	Gas Insert				TRUE	12/7/2019	1/8/2020	22.7	0	7%	68%	0.299465	54%	44%	0.0028	0.0000	0.0028
G-86785-A1	Fresno	Non-Certified Wood Insert	Gas Insert				TRUE	11/25/2019	12/23/2019	29.5	0	54%	68%	2.1	24%	59%	0.0115	0.0000	0.0115
G-86787-A1	San Joaquin	Non-Certified Wood Insert	Gas Insert				FALSE	12/3/2019	1/8/2020	29.5	0	54%	68%	2.1	100%	0%	0.0477	0.0000	0.0477
G-86792-A1	Fresno	Open Hearth Fireplace	Gas Insert				TRUE	12/21/2019	2/7/2020	22.7	0	7%	68%	0.299465	24%	59%	0.0013	0.0000	0.0013
G-86796-A1	Kern	Open Hearth Fireplace	Gas Insert				TRUE	11/23/2019	1/13/2020	22.7	0	7%	68%	0.299465	31%	51%	0.0016	0.0000	0.0016
G-86799-A1	Stanislaus	Open Hearth Fireplace	Gas Insert				TRUE	11/18/2019	1/13/2020	22.7	0	7%	68%	0.299465	54%	44%	0.0028	0.0000	0.0028
G-86812-A1	Stanislaus	Freestanding Non-Certified Wood Stove	Freestanding Certified Wood Stove	3.2		74 Non-Catalytic	FALSE	12/8/2019	2/11/2020	29.5	6.4	54%	74%	1.55	100%	0%	0.0352	0.0056	0.0296
G-86819-A1	Kern	Wood-Burning Firebox	Gas Insert				TRUE	12/18/2019	1/9/2020	22.7	0	7%	68%	0.299465	31%	51%	0.0016	0.0000	0.0016
G-86833-A1	Fresno	Open Hearth Fireplace	Gas Insert				TRUE	11/18/2019	12/23/2019	22.7	0	7%	68%	0.299465	24%	59%	0.0013	0.0000	0.0013
G-86864-A1	San Joaquin	Wood-Burning Firebox	Gas Insert				TRUE	12/16/2019	1/14/2020	22.7	0	7%	68%	0.299465	61%	38%	0.0032	0.0000	0.0032
G-86866-A1	Stanislaus	Open Hearth Fireplace	Gas Insert				TRUE	12/5/2019	1/8/2020	22.7	0	7%	68%	0.299465	54%	44%	0.0028	0.0000	0.0028
G-86867-A1	Kern	Open Hearth Fireplace	Gas Insert				TRUE	11/26/2019	2/6/2020	22.7	0	7%	68%	0.299465	31%	51%	0.0016	0.0000	0.0016
G-86869-A1	Fresno	Open Hearth Fireplace	Gas Insert				TRUE	12/31/2019	2/6/2020	22.7	0	7%	68%	0.299465	24%	59%	0.0013	0.0000	0.0013
G-86872-A1	Kern	Open Hearth Fireplace	Gas Insert				TRUE	5/10/2020	11/24/2020	22.7	0	7%	68%	0.299465	31%	51%	0.0016	0.0000	0.0016
G-86873-A1	Kern	Open Hearth Fireplace	Gas Insert				TRUE	12/12/2019	2/11/2020	22.7	0	7%	68%	0.299465	31%	51%	0.0016	0.0000	0.0016
G-86874-A1	Kern	Wood-Burning Firebox	Gas Insert				TRUE	12/6/2019	1/14/2020	22.7	0	7%	68%	0.299465	31%	51%	0.0016	0.0000	0.0016
G-86876-A1	San Joaquin	Open Hearth Fireplace	Gas Insert				TRUE	12/12/2019	2/6/2020	22.7	0	7%	68%	0.299465	61%	38%	0.0032	0.0000	0.0032
G-86878-A1	Kern	Open Hearth Fireplace	Gas Insert				TRUE	11/27/2019	3/12/2020	22.7	0	7%	68%	0.299465	31%	51%	0.0016	0.0000	0.0016
G-86879-A1	Fresno	Freestanding Non-Certified Wood Stove	Freestanding Certified Wood Stove	1.4		73 Non-Catalytic	FALSE	12/13/2019	1/13/2020	29.5	2.8	54%	73%	2.09	100%	0%	0.0475	0.0033	0.0441
G-86882-A1	Madera	Freestanding Non-Certified Wood Stove	Freestanding Certified Wood Stove	2.3		73 Non-Catalytic	FALSE	1/28/2020	2/12/2020	29.5	4.6	54%	73%	2.61	100%	0%	0.0593	0.0068	0.0524
G-86886-A1	Fresno	Open Hearth Fireplace	Gas Insert				TRUE	12/12/2019	12/30/2019	22.7	0	7%	68%	0.299465	24%	59%	0.0013	0.0000	0.0013
G-86888-A1	Fresno	Open Hearth Fireplace	Gas Insert				TRUE	12/24/2019	2/11/2020	22.7	0	7%	68%	0.299465	24%	59%	0.0013	0.0000	0.0013
G-86889-A1	Tulare	Open Hearth Fireplace	Gas Insert				TRUE	12/3/2019	12/27/2019	22.7	0	7%	68%	0.299465	53%	43%	0.0028	0.0000	0.0028
G-86895-A1	Kern	Non-Certified Wood Insert	Gas Insert				TRUE	12/28/2019	2/26/2020	29.5	0	54%	68%	2.1	31%	51%	0.0147	0.0000	0.0147
G-86896-A1	San Joaquin	Non-Certified Wood Insert	Gas Insert				TRUE	3/17/2020	4/20/2020	29.5	0	54%	68%	2.1	61%	38%	0.0290	0.0000	0.0290
G-86897-A1	San Joaquin	Non-Certified Wood Insert	Gas Insert				TRUE	1/2/2020	2/7/2020	29.5	0	54%	68%	2.1	61%	38%	0.0290	0.0000	0.0290
G-86917-A1	Stanislaus	Open Hearth Fireplace	Certified Pellet Insert	1.8		Non-Catalytic	TRUE	12/13/2019	1/9/2020	22.7	3.6	7%	68%	0.299465	54%	44%	0.0028	0.0001	0.0028
G-86918-A1	Kern	Open Hearth Fireplace	Gas Insert				TRUE	12/21/2019	2/26/2020	22.7	0	7%	68%	0.299465	31%	51%	0.0016	0.0000	0.0016
G-86923-A1	Kern	Open Hearth Fireplace	Gas Insert				TRUE	2/13/2020	3/11/2020	22.7	0	7%	68%	0.299465	31%	51%	0.0016	0.0000	0.0016
G-86925-A1	Fresno	Wood-Burning Firebox	Gas Insert				TRUE	1/7/2020	2/11/2020	22.7	0	7%	68%	0.299465	24%	59%	0.0013	0.0000	0.0013
G-86926-A1	Stanislaus	Open Hearth Fireplace	Certified Wood Insert	3.5		Non-Catalytic	TRUE	11/16/2019	1/9/2020	22.7	7	7%	68%	0.299465	54%	44%	0.0028	0.0001	0.0027
G-86928-A1	Stanislaus	Wood-Burning Firebox	Gas Insert				TRUE	12/18/2019	2/12/2020	22.7	0	7%	68%	0.299465	54%	44%	0.0028	0.0000	0.0028
G-86930-A1	San Joaquin	Wood-Burning Firebox	Certified Pellet Insert	1.1		76 Non-Catalytic	TRUE	11/24/2019	1/14/2020	22.7	2.2	7%	76%	0.299465	61%	38%	0.0032	0.0000	0.0032
G-86937-A1	Fresno	Wood-Burning Firebox	Gas Insert				TRUE	12/20/2019	2/27/2020	22.7	0	7%	68%	0.299465	24%	59%	0.0013	0.0000	0.0013
G-86942-A1	Kern	Open Hearth Fireplace	Gas Insert				TRUE	1/3/2020	2/12/2020	22.7	0	7%	68%	0.299465	31%	51%	0.0016	0.0000	0.0016
G-86945-A1	Fresno	Certified Wood Insert	Freestanding Gas Stove				TRUE	12/5/2019	1/13/2020	14.5785	0	68%	68%	2.1	24%	59%	0.0057	0.0000	0.0057
G-86947-A1	Stanislaus	Open Hearth Fireplace	Gas Fireplace				FALSE	2/17/2020	4/20/2020	22.7	0	7%	68%	0.299465	100%	0%	0.0052	0.0000	0.0052
G-86948-A1	San Joaquin	Open Hearth Fireplace	Gas Insert				TRUE	3/4/2020	3/24/2020	22.7	0	7%	68%	0.299465	61%	38%	0.0032	0.0000	0.0032
G-86949-A1	San Joaquin	Open Hearth Fireplace	Gas Insert				TRUE	12/9/2019	2/25/2020	22.7	0	7%	68%	0.299465	61%	38%	0.0032	0.0000	0.0032
G-86952-A1	San Joaquin	Open Hearth Fireplace	Gas Insert				FALSE	1/21/2020	2/26/2020	22.7	0	7%	68%	0.299465	100%	0%	0.0052	0.0000	0.0052
G-86956-A1	Stanislaus	Open Hearth Fireplace	Gas Insert				TRUE	12/11/2019	1/13/2020	22.7	0	7%	68%	0.299465	54%	44%	0.0028	0.0000	0.0028
G-86957-A1	Merced	Open Hearth Fireplace	Certified Pellet Insert	2.1		Non-Catalytic	TRUE	11/27/2019	1/14/2020	22.7	4.2	7%	68%	0.299465	68%	32%	0.0035	0.0001	0.0035
G-86962-A1	Stanislaus	Open Hearth Fireplace	Certified Wood Insert	2.6		Non-Catalytic	TRUE	11/24/2019	12/19/2019	22.7	5.2	7%	68%	0.299465	54%	44%	0.0028	0.0001	0.0028
G-86964-A1	Fresno	Wood-Burning Firebox	Certified Wood Insert	1.6		73 Non-Catalytic	FALSE	11/20/2019	12/23/2019	22.7	3.2	7%	73%	0.299465	100%	0%	0.0052	0.0001	0.0052
G-86967-A1	Kings	Open Hearth Fireplace	Gas Insert				TRUE	12/12/2019	1/9/2020	22.7	0	7%	68%	0.299465	48%	48%	0.0025	0.0000	0.0025
G-86975-A1	Kern	Open Hearth Fireplace	Gas Insert				TRUE	12/12/2019	2/11/2020	22.7	0	7%	68%	0.299465	31%	51%	0.0016	0.0000	0.0016
G-86976-A1	Kern	Wood-Burning Firebox	Gas Insert				TRUE	12/19/2019	1/14/2020	22.7	0	7%	68%	0.299465	31%	51%	0.0016	0.0000	0.0016
G-86978-A1	Madera	Freestanding Non-Certified Pellet Stove	Freestanding Certified Pellet Stove	1.7		73 Non-Catalytic	FALSE	5/5/2020	6/2/2020	29.9	3.4	68%	73%	2.61	100%	0%	0.0058	0.0064	-0.0005
G-86982-A1	Kings	Open Hearth Fireplace	Gas Insert				TRUE	12/11/2019	2/12/2020	22.7	0	7%	68%	0.299465	48%	48%	0.0025	0.0000	0.0025
G-86984-A1	Stanislaus	Open Hearth Fireplace	Gas Insert				TRUE	12/13/2019	1/9/2020	22.7	0	7%	68%	0.299465	54%	44%	0.0028	0.0000	0.0028
G-86986-A1	Stanislaus	Open Hearth Fireplace	Gas Insert				TRUE	12/16/2019	1/14/2020	22.7	0	7%	68%	0.299465	54%	44%	0.0028	0.0000	0.0028
G-86987-A1	San Joaquin	Open Hearth Fireplace	Gas Insert				TRUE	12/19/2019	2/11/2020	22.7	0	7%	68%	0.299465	61%	38%	0.0032	0.0000	0.0032
G-86991-A1	Kern	Open Hearth Fireplace	Gas Insert				TRUE	1/25/2020	6/29/2020	22.7	0	7%	68%	0.299465	31%	51%	0.0016	0.0000	0.0016
G-86992-A1	Kern	Open Hearth Fireplace	Gas Insert				TRUE	12/28/2019	2/11/2020	22.7	0	7%	68%	0.299465	31%	51%	0.0016	0.0000	0.0016
G-86994-A1	Kern	Open Hearth Fireplace	Gas Insert				TRUE	8/3/2020	8/17/2020	22.7	0	7%	68%	0.299465	31%	51%	0.0016	0.0000	0.0016
G-86995-A1	Kern	Open Hearth Fireplace	Gas Insert				TRUE	11/26/2019	1/14/2020	22.7	0	7%	68%	0.299465	31%	51%	0.0016	0.0000	0.0016
G-86996-A1	Kern	Open Hearth Fireplace	Gas Insert				TRUE	12/27/2019	2/7/2020	22.7	0	7%	68%	0.299465	31%	51%	0.0016	0.0000	0.0016
G-86997-A1	Kern	Open Hearth Fireplace	Gas Insert				TRUE	12/6/2019	1/14/2020	22.7	0	7%	68%	0.299465	31%	51%	0.0016	0.0000	0.0016
G-86998-A1	Kern	Open Hearth Fireplace	Gas Insert				TRUE	12/10/2019	1/14/2020	22.7	0	7%	68%	0.299465	31%	51%	0.0016	0.0000	0.0016
G-86999-A1	Kern	Open Hearth Fireplace	Gas Insert				TRUE	11/29/2019	1/14/2020	22.7	0	7%	68%	0.299465	31%	51%	0.0016	0.0000	0.0016
G-87000-A1	Kern	Wood-Burning Firebox	Gas Insert				TRUE	12/5/2019	2/11/2020	22.7	0	7%	68%	0.299465	31%	51%	0.0016	0.0000	0.0016
G-87001-A1	Fresno	Open Hearth Fireplace	Gas Insert				TRUE	12/3/2019	2/12/2020	22.7	0	7%	68%	0.299465	24%	59%	0.0013	0.0000	0.0013
G-87002-A1	Tulare	Open Hearth Fireplace	Certified Wood Insert	3.1		Non-Catalytic	FALSE	11/26/2019	1/9/2020	22.7	6.2	7%	68%	0.299465	100%	0%	0.0052	0.0001	0.0051
G-87005-A1	Kern	Open Hearth Fireplace	Gas Insert				TRUE	11/29/2019	1/9/2020	22.7	0	7%	68%	0.299465	31%	51%	0.0016	0.0000	0.0016
G-87006-A1	Tulare	Open Hearth Fireplace	Gas Insert				TRUE	11/22/2019	12/23/2019	22.7	0	7%	68%	0.299465	53%	43%	0.0028	0.0000	0.0028
G-87007-A1	Kern	Wood-Burning Firebox	Gas Insert				TRUE	1/8/2020	2/11/2020	22.7	0	7%	68%	0.299465	31%	51%	0.0016	0.0000	0.0016
G-87009-A1	San Joaquin	Non-Certified Wood Insert	Certified Wood Insert</																

SAN JOAQUIN VALLEY UNIFIED AIR POLLUTION CONTROL DISTRICT

2021 Annual Demonstration Report

August 31, 2022

Contract#	County	OldDeviceType	NewDeviceType	EmissionRating	OverallEfficiency	DeviceSubtype	PipedNatGa	InstallDate	ClaimDate	Emission Factor		Efficiency		FuelUse	Non-Curtailment %		Emissions (tpy PM2.5)		
										EF_Old	EF_New	Eff_Old	Eff_New		B_all	B_reg	Before	After	Reduction
G-87083-A1	Fresno	Open Hearth Fireplace	Gas Insert				TRUE	12/7/2019	1/14/2020	22.7	0	7%	68%	0.299465	24%	59%	0.0013	0.0000	0.0013
G-87090-A1	San Joaquin	Wood-Burning Firebox	Gas Insert				TRUE	12/19/2019	3/11/2020	22.7	0	7%	68%	0.299465	61%	38%	0.0032	0.0000	0.0032
G-87099-A1	Fresno	Non-Certified Wood Insert	Gas Insert				TRUE	12/14/2019	2/11/2020	29.5	0	54%	68%	2.1	24%	59%	0.0115	0.0000	0.0115
G-87101-A1	Fresno	Wood-Burning Firebox	Gas Insert				TRUE	12/7/2019	1/9/2020	22.7	0	7%	68%	0.299465	24%	59%	0.0013	0.0000	0.0013
G-87106-A1	Fresno	Wood-Burning Firebox	Gas Insert				TRUE	12/11/2019	1/14/2020	22.7	0	7%	68%	0.299465	24%	59%	0.0013	0.0000	0.0013
G-87107-A1	Fresno	Open Hearth Fireplace	Gas Insert				TRUE	11/24/2019	12/27/2019	22.7	0	7%	68%	0.299465	24%	59%	0.0013	0.0000	0.0013
G-87110-A1	Merced	Freestanding Non-Certified Pellet Stove	Freestanding Certified Wood Stove	1.9		Non-Catalytic	FALSE	12/24/2019	2/11/2020	2.9	3.8	68%	68%	2.67	100%	0%	0.0060	0.0078	-0.0019
G-87123-A1	Kern	Open Hearth Fireplace	Gas Insert				TRUE	12/17/2019	2/11/2020	22.7	0	7%	68%	0.299465	31%	51%	0.0016	0.0000	0.0016
G-87125-A1	Kern	Open Hearth Fireplace	Gas Insert				TRUE	12/13/2019	1/13/2020	22.7	0	7%	68%	0.299465	31%	51%	0.0016	0.0000	0.0016
G-87127-A1	Stanislaus	Open Hearth Fireplace	Gas Insert				TRUE	1/10/2020	2/11/2020	22.7	0	7%	68%	0.299465	54%	44%	0.0028	0.0000	0.0028
G-87138-A1	Kern	Wood-Burning Firebox	Gas Insert				TRUE	1/7/2020	2/12/2020	22.7	0	7%	68%	0.299465	31%	51%	0.0016	0.0000	0.0016
G-87140-A1	Kern	Open Hearth Fireplace	Gas Insert				TRUE	12/6/2019	2/6/2020	22.7	0	7%	68%	0.299465	31%	51%	0.0016	0.0000	0.0016
G-87141-A1	Stanislaus	Open Hearth Fireplace	Certified Wood Insert	3.5		Non-Catalytic	FALSE	2/10/2020	3/11/2020	22.7	7	7%	68%	0.299465	100%	0%	0.0052	0.0002	0.0051
G-87143-A1	San Joaquin	Freestanding Non-Certified Wood Stove	Freestanding Certified Wood Stove	3.6		Non-Catalytic	TRUE	1/23/2020	2/12/2020	29.5	7.2	54%	68%	1.15	61%	38%	0.0159	0.0033	0.0125
G-87144-A1	Kern	Open Hearth Fireplace	Gas Insert				TRUE	12/10/2019	1/14/2020	22.7	0	7%	68%	0.299465	31%	51%	0.0016	0.0000	0.0016
G-87145-A1	Kern	Open Hearth Fireplace	Gas Insert				TRUE	12/1/2019	2/11/2020	22.7	0	7%	68%	0.299465	31%	51%	0.0016	0.0000	0.0016
G-87146-A1	Kern	Open Hearth Fireplace	Gas Insert				TRUE	12/13/2019	1/13/2020	22.7	0	7%	68%	0.299465	31%	51%	0.0016	0.0000	0.0016
G-87147-A1	Kern	Non-Certified Wood Insert	Gas Insert				TRUE	1/6/2020	2/12/2020	29.5	0	54%	68%	2.1	31%	51%	0.0147	0.0000	0.0147
G-87148-A1	Fresno	Wood-Burning Firebox	Certified Wood Insert	1.3		70 Non-Catalytic	FALSE	12/5/2019	1/13/2020	22.7	2.6	7%	70%	0.299465	100%	0%	0.0052	0.0001	0.0052
G-87149-A1	Tulare	Open Hearth Fireplace	Gas Insert				TRUE	11/23/2019	12/27/2019	22.7	0	7%	68%	0.299465	53%	43%	0.0028	0.0000	0.0028
G-87150-A1	Kern	Open Hearth Fireplace	Gas Insert				TRUE	1/3/2020	2/11/2020	22.7	0	7%	68%	0.299465	31%	51%	0.0016	0.0000	0.0016
G-87151-A1	Kern	Open Hearth Fireplace	Gas Insert				TRUE	12/18/2019	1/14/2020	22.7	0	7%	68%	0.299465	31%	51%	0.0016	0.0000	0.0016
G-87152-A1	Fresno	Open Hearth Fireplace	Gas Insert				TRUE	12/21/2019	2/7/2020	22.7	0	7%	68%	0.299465	24%	59%	0.0013	0.0000	0.0013
G-87153-A1	Madera	Freestanding Non-Certified Wood Stove	Freestanding Certified Wood Stove	1.9		Non-Catalytic	FALSE	12/31/2019	2/11/2020	29.5	3.8	54%	68%	2.61	100%	0%	0.0593	0.0061	0.0532
G-87211-A1	Fresno	Non-Certified Wood Insert	Gas Insert				TRUE	12/20/2019	1/14/2020	29.5	0	54%	68%	2.1	24%	59%	0.0115	0.0000	0.0115
G-87229-A1	Fresno	Open Hearth Fireplace	Gas Insert				TRUE	1/8/2020	2/11/2020	22.7	0	7%	68%	0.299465	24%	59%	0.0013	0.0000	0.0013
G-87253-A1	Tulare	Open Hearth Fireplace	Certified Wood Insert	4.5		Non-Catalytic	FALSE	12/10/2019	1/8/2020	22.7	9	7%	68%	0.299465	100%	0%	0.0052	0.0002	0.0050
G-87255-A1	Kern	Open Hearth Fireplace	Gas Insert				TRUE	12/24/2019	2/27/2020	22.7	0	7%	68%	0.299465	31%	51%	0.0016	0.0000	0.0016
G-87260-A1	Fresno	Non-Certified Wood Insert	Gas Insert				TRUE	11/27/2019	12/18/2019	29.5	0	54%	68%	2.1	24%	59%	0.0115	0.0000	0.0115
G-87261-A1	Kern	Open Hearth Fireplace	Gas Insert				TRUE	11/29/2019	2/25/2020	22.7	0	7%	68%	0.299465	31%	51%	0.0016	0.0000	0.0016
G-87263-A1	Kern	Open Hearth Fireplace	Gas Insert				TRUE	1/6/2020	2/6/2020	22.7	0	7%	68%	0.299465	31%	51%	0.0016	0.0000	0.0016
G-87264-A2	Fresno	Open Hearth Fireplace	Gas Insert				TRUE	2/19/2021	3/3/2021	22.7	0	7%	68%	0.299465	24%	59%	0.0013	0.0000	0.0013
G-87265-A1	Fresno	Open Hearth Fireplace	Certified Wood Insert	3.6		Non-Catalytic	FALSE	12/13/2019	1/9/2020	22.7	7.2	7%	68%	0.299465	100%	0%	0.0052	0.0002	0.0051
G-87266-A1	Fresno	Wood-Burning Firebox	Gas Insert				TRUE	12/12/2019	1/13/2020	22.7	0	7%	68%	0.299465	24%	59%	0.0013	0.0000	0.0013
G-87267-A1	Fresno	Wood-Burning Firebox	Gas Insert				TRUE	11/23/2019	1/9/2020	22.7	0	7%	68%	0.299465	24%	59%	0.0013	0.0000	0.0013
G-87268-A1	Fresno	Open Hearth Fireplace	Gas Insert				TRUE	1/8/2020	1/28/2020	22.7	0	7%	68%	0.299465	24%	59%	0.0013	0.0000	0.0013
G-87269-A1	Kern	Open Hearth Fireplace	Gas Insert				TRUE	8/25/2020	9/17/2020	22.7	0	7%	68%	0.299465	31%	51%	0.0016	0.0000	0.0016
G-87272-A1	Fresno	Open Hearth Fireplace	Gas Insert				TRUE	12/28/2019	2/6/2020	22.7	0	7%	68%	0.299465	24%	59%	0.0013	0.0000	0.0013
G-87273-A1	Fresno	Open Hearth Fireplace	Gas Insert				TRUE	11/30/2019	12/27/2019	22.7	0	7%	68%	0.299465	24%	59%	0.0013	0.0000	0.0013
G-87274-A1	Fresno	Open Hearth Fireplace	Gas Insert				TRUE	12/12/2019	1/13/2020	22.7	0	7%	68%	0.299465	24%	59%	0.0013	0.0000	0.0013
G-87275-A1	Fresno	Open Hearth Fireplace	Gas Insert				TRUE	12/2/2019	1/14/2020	22.7	0	7%	68%	0.299465	24%	59%	0.0013	0.0000	0.0013
G-87280-A1	Tulare	Wood-Burning Firebox	Gas Insert				TRUE	1/21/2020	2/11/2020	22.7	0	7%	68%	0.299465	53%	43%	0.0028	0.0000	0.0028
G-87283-A1	Kern	Open Hearth Fireplace	Gas Insert				TRUE	1/17/2020	3/18/2020	22.7	0	7%	68%	0.299465	31%	51%	0.0016	0.0000	0.0016
G-87285-A1	Kern	Non-Certified Wood Insert	Gas Insert				TRUE	12/11/2019	2/11/2020	29.5	0	54%	68%	2.1	31%	51%	0.0147	0.0000	0.0147
G-87289-A1	Merced	Wood-Burning Firebox	Gas Insert				TRUE	12/5/2019	2/12/2020	22.7	0	7%	68%	0.299465	68%	32%	0.0035	0.0000	0.0035
G-87293-A1	Fresno	Open Hearth Fireplace	Certified Pellet Insert	0.78		64 Non-Catalytic	FALSE	1/3/2020	2/11/2020	22.7	1.56	7%	64%	0.299465	100%	0%	0.0052	0.0000	0.0052
G-87294-A1	Kern	Open Hearth Fireplace	Gas Insert				TRUE	12/12/2019	2/26/2020	22.7	0	7%	68%	0.299465	31%	51%	0.0016	0.0000	0.0016
G-87295-A1	Fresno	Wood-Burning Firebox	Gas Insert				TRUE	1/9/2020	2/11/2020	22.7	0	7%	68%	0.299465	24%	59%	0.0013	0.0000	0.0013
G-87297-A1	Tulare	Wood-Burning Firebox	Certified Wood Insert	4.5		71 Non-Catalytic	TRUE	12/13/2019	1/14/2020	22.7	9	7%	71%	0.299465	53%	43%	0.0028	0.0001	0.0027
G-87309-A1	Kern	Wood-Burning Firebox	Gas Insert				TRUE	12/30/2019	2/11/2020	22.7	0	7%	68%	0.299465	31%	51%	0.0016	0.0000	0.0016
G-87320-A1	Fresno	Non-Certified Wood Insert	Gas Insert				TRUE	12/18/2019	1/14/2020	29.5	0	54%	68%	2.1	24%	59%	0.0115	0.0000	0.0115
G-87322-A1	Fresno	Open Hearth Fireplace	Gas Insert				TRUE	12/20/2019	2/12/2020	22.7	0	7%	68%	0.299465	24%	59%	0.0013	0.0000	0.0013
G-87325-A1	Fresno	Open Hearth Fireplace	Gas Insert				TRUE	1/16/2020	2/27/2020	22.7	0	7%	68%	0.299465	24%	59%	0.0013	0.0000	0.0013
G-87329-A1	Stanislaus	Open Hearth Fireplace	Gas Insert				TRUE	12/18/2019	1/14/2020	22.7	0	7%	68%	0.299465	54%	44%	0.0028	0.0000	0.0028
G-87330-A1	San Joaquin	Open Hearth Fireplace	Gas Insert				TRUE	2/3/2020	3/12/2020	22.7	0	7%	68%	0.299465	61%	38%	0.0032	0.0000	0.0032
G-87352-A1	Fresno	Non-Certified Wood Insert	Gas Insert				TRUE	12/13/2019	1/13/2020	29.5	0	54%	68%	2.1	24%	59%	0.0115	0.0000	0.0115
G-87359-A1	Kern	Open Hearth Fireplace	Gas Insert				TRUE	1/16/2020	2/27/2020	22.7	0	7%	68%	0.299465	31%	51%	0.0016	0.0000	0.0016
G-87361-A1	San Joaquin	Open Hearth Fireplace	Certified Wood Insert	2.7		Non-Catalytic	FALSE	1/16/2020	2/27/2020	22.7	5.4	7%	68%	0.299465	100%	0%	0.0052	0.0001	0.0051
G-87362-A1	Fresno	Open Hearth Fireplace	Gas Insert				TRUE	11/30/2019	12/18/2019	22.7	0	7%	68%	0.299465	24%	59%	0.0013	0.0000	0.0013
G-87369-A1	Fresno	Open Hearth Fireplace	Gas Insert				TRUE	12/11/2019	1/14/2020	22.7	0	7%	68%	0.299465	24%	59%	0.0013	0.0000	0.0013
G-87372-A1	Kern	Open Hearth Fireplace	Gas Insert				TRUE	1/22/2020	2/11/2020	22.7	0	7%	68%	0.299465	31%	51%	0.0016	0.0000	0.0016
G-87373-A1	Kings	Non-Certified Wood Insert	Certified Pellet Insert	1.5		76	FALSE	4/22/2020	5/5/2020	29.5	3	54%	76%	2.1	100%	0%	0.0477	0.0034	0.0443
G-87388-A1	Kern	Open Hearth Fireplace	Gas Insert				TRUE	2/3/2020	2/27/2020	22.7	0	7%	68%	0.299465	31%	51%	0.0016	0.0000	0.0016
G-87391-A1	Kern	Non-Certified Wood Insert	Gas Insert				FALSE	1/20/2020	3/24/2020	29.5	0	54%	68%	2.1	100%	0%	0.0477	0.0000	0.0477
G-87394-A1	Merced	Open Hearth Fireplace	Gas Insert				FALSE	1/20/2020	2/27/2020	22.7	0	7%	68%	0.299465	100%	0%	0.0052	0.0000	0.0052
G-87400-A1	Merced	Non-Certified Wood Insert	Certified Wood Insert	2.6		Non-Catalytic	TRUE	11/25/2019	12/18/2019	29.5	5.2	54%	68%	2.1	68%	32%	0.0322	0.0048	0.0274
G-87449-A1	Merced	Open Hearth Fireplace	Certified Wood Insert	2.6		Non-Catalytic	TRUE	12/17/2019	12/30/2019	22.7	5.2	7%	68%	0.299465	68%	32%	0.0035	0.0001	0.0034
G-87452-A1	Kern	Open Hearth Fireplace	Gas Insert				TRUE	1/2/2020</											

SAN JOAQUIN VALLEY UNIFIED AIR POLLUTION CONTROL DISTRICT

2021 Annual Demonstration Report

August 31, 2022

Contract#	County	OldDeviceType	NewDeviceType	EmissionRating	OverallEfficiency	DeviceSubtype	PipedNatGa	InstallDate	ClaimDate	Emission Factor		Efficiency		FuelUse	Non-Curtailment %		Emissions (tpy PM2.5)		
										EF_Old	EF_New	Eff_Old	Eff_New		B_all	B_reg	Before	After	Reduction
G-87487-A1	Fresno	Open Hearth Fireplace	Gas Insert				TRUE	2/7/2020	2/26/2020	22.7	0	7%	68%	0.299465	24%	59%	0.0013	0.0000	0.0013
G-87488-A1	Kern	Open Hearth Fireplace	Gas Insert				TRUE	3/11/2021	6/16/2021	22.7	0	7%	68%	0.299465	31%	51%	0.0016	0.0000	0.0016
G-87490-A1	Tulare	Non-Certified Wood Insert	Gas Insert				TRUE	12/11/2019	2/12/2020	29.5	0	54%	68%	2.1	53%	43%	0.0254	0.0000	0.0254
G-87494-A1	Kern	Open Hearth Fireplace	Gas Insert				TRUE	12/18/2019	1/14/2020	22.7	0	7%	68%	0.299465	31%	51%	0.0016	0.0000	0.0016
G-87495-A1	Kern	Wood-Burning Firebox	Gas Insert				TRUE	12/16/2019	1/14/2020	22.7	0	7%	68%	0.299465	31%	51%	0.0016	0.0000	0.0016
G-87496-A1	Tulare	Open Hearth Fireplace	Gas Insert				TRUE	11/27/2019	12/27/2019	22.7	0	7%	68%	0.299465	53%	43%	0.0028	0.0000	0.0028
G-87497-A1	San Joaquin	Open Hearth Fireplace	Gas Insert				TRUE	2/8/2020	4/13/2020	22.7	0	7%	68%	0.299465	61%	38%	0.0032	0.0000	0.0032
G-87501-A1	Merced	Non-Certified Wood Insert	Gas Insert				TRUE	1/13/2020	2/11/2020	29.5	0	54%	68%	2.1	68%	32%	0.0322	0.0000	0.0322
G-87502-A1	Tulare	Non-Certified Wood Insert	Gas Insert				FALSE	12/17/2019	2/7/2020	29.5	0	54%	68%	2.1	100%	0%	0.0477	0.0000	0.0477
G-87503-A1	Stanislaus	Open Hearth Fireplace	Gas Insert				TRUE	1/11/2020	2/11/2020	22.7	0	7%	68%	0.299465	54%	44%	0.0028	0.0000	0.0028
G-87508-A1	Tulare	Wood-Burning Firebox	Certified Wood Insert	2.3		72 Non-Catalytic	TRUE	4/8/2020	4/20/2020	22.7	4.6	7%	72%	0.299465	53%	43%	0.0028	0.0001	0.0027
G-87509-A1	Kern	Open Hearth Fireplace	Gas Insert				TRUE	1/10/2020	5/20/2020	22.7	0	7%	68%	0.299465	31%	51%	0.0016	0.0000	0.0016
G-87510-A1	Madera	Wood-Burning Firebox	Certified Wood Insert	2.6		Non-Catalytic	FALSE	1/7/2020	1/22/2020	22.7	5.2	7%	68%	0.299465	100%	0%	0.0052	0.0001	0.0051
G-87511-A1	Fresno	Open Hearth Fireplace	Gas Insert				TRUE	1/13/2020	2/12/2020	22.7	0	7%	68%	0.299465	24%	59%	0.0013	0.0000	0.0013
G-87512-A1	Tulare	Open Hearth Fireplace	Gas Insert				TRUE	1/6/2020	2/6/2020	22.7	0	7%	68%	0.299465	53%	43%	0.0028	0.0000	0.0028
G-87513-A1	San Joaquin	Wood-Burning Firebox	Gas Insert				TRUE	12/6/2019	1/14/2020	22.7	0	7%	68%	0.299465	61%	38%	0.0032	0.0000	0.0032
G-87514-A1	Fresno	Non-Certified Wood Insert	Gas Insert				TRUE	2/7/2020	3/12/2020	29.5	0	54%	68%	2.1	24%	59%	0.0115	0.0000	0.0115
G-87518-A1	Kern	Open Hearth Fireplace	Gas Insert				TRUE	12/13/2019	1/13/2020	22.7	0	7%	68%	0.299465	31%	51%	0.0016	0.0000	0.0016
G-87519-A1	Kern	Wood-Burning Firebox	Gas Insert				TRUE	12/7/2019	4/13/2020	22.7	0	7%	68%	0.299465	31%	51%	0.0016	0.0000	0.0016
G-87520-A1	Kern	Open Hearth Fireplace	Gas Insert				TRUE	12/9/2019	3/11/2020	22.7	0	7%	68%	0.299465	31%	51%	0.0016	0.0000	0.0016
G-87521-A1	Kern	Wood-Burning Firebox	Gas Insert				TRUE	1/19/2020	2/12/2020	22.7	0	7%	68%	0.299465	31%	51%	0.0016	0.0000	0.0016
G-87523-A1	San Joaquin	Non-Certified Pellet Insert	Gas Insert				FALSE	1/10/2020	2/11/2020	2.9	0	68%	68%	2.1	100%	0%	0.0047	0.0000	0.0047
G-87524-A1	Tulare	Open Hearth Fireplace	Gas Insert				TRUE	11/23/2019	12/18/2019	22.7	0	7%	68%	0.299465	53%	43%	0.0028	0.0000	0.0028
G-87526-A1	Kern	Open Hearth Fireplace	Gas Insert				TRUE	12/27/2019	2/11/2020	22.7	0	7%	68%	0.299465	31%	51%	0.0016	0.0000	0.0016
G-87527-A1	Fresno	Open Hearth Fireplace	Gas Insert				TRUE	1/18/2020	2/12/2020	22.7	0	7%	68%	0.299465	24%	59%	0.0013	0.0000	0.0013
G-87530-A1	Fresno	Non-Certified Wood Insert	Gas Insert				TRUE	11/25/2019	1/14/2020	29.5	0	54%	68%	2.1	24%	59%	0.0115	0.0000	0.0115
G-87531-A1	Fresno	Open Hearth Fireplace	Gas Insert				TRUE	1/2/2020	2/6/2020	22.7	0	7%	68%	0.299465	24%	59%	0.0013	0.0000	0.0013
G-87533-A1	Fresno	Wood-Burning Firebox	Gas Insert				TRUE	1/31/2020	2/12/2020	22.7	0	7%	68%	0.299465	24%	59%	0.0013	0.0000	0.0013
G-87554-A1	Fresno	Open Hearth Fireplace	Gas Insert				TRUE	2/22/2020	3/12/2020	22.7	0	7%	68%	0.299465	24%	59%	0.0013	0.0000	0.0013
G-87561-A1	Fresno	Open Hearth Fireplace	Gas Insert				TRUE	1/8/2020	2/12/2020	22.7	0	7%	68%	0.299465	24%	59%	0.0013	0.0000	0.0013
G-87562-A1	Fresno	Non-Certified Wood Insert	Gas Insert				TRUE	12/20/2019	12/30/2019	29.5	0	54%	68%	2.1	24%	59%	0.0115	0.0000	0.0115
G-87566-A1	San Joaquin	Non-Certified Wood Insert	Gas Insert				FALSE	7/1/2020	1/21/2021	29.5	0	54%	68%	2.1	100%	0%	0.0477	0.0000	0.0477
G-87569-A1	Stanislaus	Wood-Burning Firebox	Gas Fireplace				TRUE	12/19/2019	1/13/2020	22.7	0	7%	68%	0.299465	54%	44%	0.0028	0.0000	0.0028
G-87570-A1	Tulare	Open Hearth Fireplace	Gas Insert				TRUE	12/18/2019	2/11/2020	22.7	0	7%	68%	0.299465	53%	43%	0.0028	0.0000	0.0028
G-87574-A1	Stanislaus	Open Hearth Fireplace	Gas Insert				TRUE	12/6/2019	1/9/2020	22.7	0	7%	68%	0.299465	54%	44%	0.0028	0.0000	0.0028
G-87575-A1	Madera	Open Hearth Fireplace	Gas Insert				FALSE	2/20/2020	3/11/2020	22.7	0	7%	68%	0.299465	100%	0%	0.0052	0.0000	0.0052
G-87576-A1	Merced	Wood-Burning Firebox	Gas Insert				TRUE	3/17/2020	4/1/2020	22.7	0	7%	68%	0.299465	68%	32%	0.0035	0.0000	0.0035
G-87577-A1	Fresno	Non-Certified Wood Insert	Gas Insert				TRUE	12/9/2019	1/13/2020	29.5	0	54%	68%	2.1	24%	59%	0.0115	0.0000	0.0115
G-87580-A1	Fresno	Open Hearth Fireplace	Gas Insert				TRUE	1/28/2020	2/27/2020	22.7	0	7%	68%	0.299465	24%	59%	0.0013	0.0000	0.0013
G-87582-A1	Madera	Non-Certified Wood Insert	Gas Insert				TRUE	12/10/2019	12/30/2019	29.5	0	54%	68%	2.1	33%	57%	0.0159	0.0000	0.0159
G-87585-A1	Fresno	Open Hearth Fireplace	Gas Insert				TRUE	12/12/2019	1/14/2020	22.7	0	7%	68%	0.299465	24%	59%	0.0013	0.0000	0.0013
G-87586-A1	Kern	Open Hearth Fireplace	Gas Insert				TRUE	12/5/2019	1/14/2020	22.7	0	7%	68%	0.299465	31%	51%	0.0016	0.0000	0.0016
G-87587-A1	Fresno	Open Hearth Fireplace	Gas Insert				TRUE	1/6/2020	2/7/2020	22.7	0	7%	68%	0.299465	24%	59%	0.0013	0.0000	0.0013
G-87589-A1	Fresno	Open Hearth Fireplace	Gas Insert				TRUE	12/17/2019	1/9/2020	22.7	0	7%	68%	0.299465	24%	59%	0.0013	0.0000	0.0013
G-87590-A1	Fresno	Open Hearth Fireplace	Gas Insert				TRUE	1/21/2020	2/12/2020	22.7	0	7%	68%	0.299465	24%	59%	0.0013	0.0000	0.0013
G-87591-A1	Fresno	Open Hearth Fireplace	Gas Insert				TRUE	3/1/2020	3/24/2020	22.7	0	7%	68%	0.299465	24%	59%	0.0013	0.0000	0.0013
G-87593-A1	Kern	Wood-Burning Firebox	Gas Insert				TRUE	2/19/2020	3/12/2020	22.7	0	7%	68%	0.299465	31%	51%	0.0016	0.0000	0.0016
G-87599-A1	Fresno	Open Hearth Fireplace	Gas Insert				TRUE	1/25/2020	2/11/2020	22.7	0	7%	68%	0.299465	24%	59%	0.0013	0.0000	0.0013
G-87603-A1	San Joaquin	Open Hearth Fireplace	Gas Insert				TRUE	12/19/2019	1/9/2020	22.7	0	7%	68%	0.299465	61%	38%	0.0032	0.0000	0.0032
G-87605-A1	San Joaquin	Wood-Burning Firebox	Gas Insert				TRUE	12/23/2019	2/27/2020	22.7	0	7%	68%	0.299465	61%	38%	0.0032	0.0000	0.0032
G-87606-A1	San Joaquin	Open Hearth Fireplace	Gas Insert				TRUE	2/19/2020	3/12/2020	22.7	0	7%	68%	0.299465	61%	38%	0.0032	0.0000	0.0032
G-87607-A1	Fresno	Open Hearth Fireplace	Gas Insert				TRUE	3/10/2020	3/24/2020	22.7	0	7%	68%	0.299465	24%	59%	0.0013	0.0000	0.0013
G-87608-A1	Madera	Non-Certified Wood Insert	Gas Insert				TRUE	1/9/2020	2/12/2020	29.5	0	54%	68%	2.1	33%	57%	0.0159	0.0000	0.0159
G-87611-A1	San Joaquin	Wood-Burning Firebox	Gas Insert				TRUE	12/8/2019	1/8/2020	22.7	0	7%	68%	0.299465	61%	38%	0.0032	0.0000	0.0032
G-87614-A1	Tulare	Freestanding Non-Certified Wood Stove	Freestanding Gas Stove				FALSE	1/11/2020	2/11/2020	29.5	0	54%	68%	2.4	100%	0%	0.0545	0.0000	0.0545
G-87618-A1	Stanislaus	Open Hearth Fireplace	Gas Insert				TRUE	11/20/2020	12/14/2020	22.7	0	7%	68%	0.299465	54%	44%	0.0028	0.0000	0.0028
G-87621-A1	Kern	Non-Certified Wood Insert	Gas Insert				TRUE	12/13/2019	1/14/2020	29.5	0	54%	68%	2.1	31%	51%	0.0147	0.0000	0.0147
G-87622-A1	Kern	Open Hearth Fireplace	Gas Insert				TRUE	12/18/2019	3/12/2020	22.7	0	7%	68%	0.299465	31%	51%	0.0016	0.0000	0.0016
G-87629-A1	Kern	Open Hearth Fireplace	Gas Insert				TRUE	1/7/2020	2/6/2020	22.7	0	7%	68%	0.299465	31%	51%	0.0016	0.0000	0.0016
G-87631-A1	San Joaquin	Open Hearth Fireplace	Gas Insert				TRUE	12/9/2019	1/14/2020	22.7	0	7%	68%	0.299465	61%	38%	0.0032	0.0000	0.0032
G-87645-A1	Fresno	Wood-Burning Firebox	Gas Insert				TRUE	1/17/2020	2/12/2020	22.7	0	7%	68%	0.299465	24%	59%	0.0013	0.0000	0.0013
G-87648-A1	Fresno	Open Hearth Fireplace	Gas Insert				TRUE	12/27/2019	2/11/2020	22.7	0	7%	68%	0.299465	24%	59%	0.0013	0.0000	0.0013
G-87651-A1	Kern	Wood-Burning Firebox	Gas Insert				TRUE	5/3/2020	6/29/2020	22.7	0	7%	68%	0.299465	31%	51%	0.0016	0.0000	0.0016
G-87652-A1	Fresno	Open Hearth Fireplace	Gas Insert				TRUE	1/14/2020	2/12/2020	22.7	0	7%	68%	0.299465	24%	59%	0.0013	0.0000	0.0013
G-87654-A1	Kern	Open Hearth Fireplace	Gas Insert				TRUE	1/3/2020	2/26/2020	22.7	0	7%	68%	0.299465	31%	51%	0.0016	0.0000	0.0016
G-87655-A1	Kern	Open Hearth Fireplace	Gas Insert				TRUE	2/25/2020	7/21/2020	22.7	0	7%	68%	0.299465	31%	51%	0.0016	0.0000	0.0016
G-87665-A1	Fresno	Open Hearth Fireplace	Gas Insert				TRUE	12/28/2019	2/6/2020	22.7	0	7%	68%	0.299465	24%	59%	0.0013	0.0000	0.0013
G-87666-A1	Fresno	Wood-Burning Firebox	Gas Insert				TRUE	12/5/2019	12/27/2019	22.7	0	7%	68%	0.299465	24%	59%	0.0013	0.0000	0.0013
G-87684-A1	San Joaquin	Wood-Burning Firebox	Gas Insert																

SAN JOAQUIN VALLEY UNIFIED AIR POLLUTION CONTROL DISTRICT

2021 Annual Demonstration Report

August 31, 2022

Contract#	County	OldDeviceType	NewDeviceType	EmissionRating	OverallEfficiency	DeviceSubtype	PipedNatGa	InstallDate	ClaimDate	Emission Factor		Efficiency		FuelUse	Non-Curtailment %		Emissions (tpy PM2.5)		
										EF_Old	EF_New	Eff_Old	Eff_New		B_all	B_reg	Before	After	Reduction
G-87725-A1	Stanislaus	Wood-Burning Firebox	Gas Insert				TRUE	12/20/2019	1/14/2020	22.7	0	7%	68%	0.299465	54%	44%	0.0028	0.0000	0.0028
G-87726-A1	Kern	Open Hearth Fireplace	Gas Insert				TRUE	1/5/2020	6/29/2020	22.7	0	7%	68%	0.299465	31%	51%	0.0016	0.0000	0.0016
G-87727-A1	Kern	Open Hearth Fireplace	Gas Insert				TRUE	12/13/2019	1/14/2020	22.7	0	7%	68%	0.299465	31%	51%	0.0016	0.0000	0.0016
G-87730-A1	Kern	Wood-Burning Firebox	Gas Insert				TRUE	1/15/2020	2/12/2020	22.7	0	7%	68%	0.299465	31%	51%	0.0016	0.0000	0.0016
G-87733-A1	Fresno	Open Hearth Fireplace	Gas Insert				TRUE	1/17/2020	2/12/2020	22.7	0	7%	68%	0.299465	24%	59%	0.0013	0.0000	0.0013
G-87734-A1	Fresno	Open Hearth Fireplace	Gas Insert				TRUE	12/16/2019	1/9/2020	22.7	0	7%	68%	0.299465	24%	59%	0.0013	0.0000	0.0013
G-87746-A1	Fresno	Open Hearth Fireplace	Gas Insert				FALSE	2/5/2020	2/25/2020	22.7	0	7%	68%	0.299465	100%	0%	0.0052	0.0000	0.0052
G-87758-A1	Fresno	Open Hearth Fireplace	Gas Insert				TRUE	4/9/2020	4/30/2020	22.7	0	7%	68%	0.299465	24%	59%	0.0013	0.0000	0.0013
G-87760-A1	Fresno	Wood-Burning Firebox	Gas Insert				TRUE	12/16/2019	2/11/2020	22.7	0	7%	68%	0.299465	24%	59%	0.0013	0.0000	0.0013
G-87763-A1	Tulare	Open Hearth Fireplace	Certified Wood Insert	2.6		Non-Catalytic	TRUE	12/4/2019	12/23/2019	22.7	5.2	7%	68%	0.299465	53%	43%	0.0028	0.0001	0.0027
G-87764-A1	Tulare	Open Hearth Fireplace	Gas Insert				TRUE	12/2/2019	1/9/2020	22.7	0	7%	68%	0.299465	53%	43%	0.0028	0.0000	0.0028
G-87765-A1	Kern	Freestanding Non-Certified Wood Stove	Freestanding Certified Wood Stove	1.5		77 Non-Catalytic	FALSE	1/10/2020	2/11/2020	29.5	3	54%	77%	1.57	100%	0%	0.0357	0.0025	0.0331
G-87767-A1	Tulare	Open Hearth Fireplace	Gas Insert				TRUE	12/3/2019	1/13/2020	22.7	0	7%	68%	0.299465	53%	43%	0.0028	0.0000	0.0028
G-87768-A1	Kern	Open Hearth Fireplace	Gas Insert				TRUE	1/2/2020	2/11/2020	22.7	0	7%	68%	0.299465	31%	51%	0.0016	0.0000	0.0016
G-87770-A1	Kern	Open Hearth Fireplace	Gas Insert				TRUE	1/14/2020	2/11/2020	22.7	0	7%	68%	0.299465	31%	51%	0.0016	0.0000	0.0016
G-87771-A1	San Joaquin	Non-Certified Wood Insert	Gas Insert				TRUE	1/2/2020	2/7/2020	29.5	0	54%	68%	2.1	61%	38%	0.0290	0.0000	0.0290
G-87776-A1	Stanislaus	Open Hearth Fireplace	Gas Insert				TRUE	12/15/2020	2/22/2021	22.7	0	7%	68%	0.299465	54%	44%	0.0028	0.0000	0.0028
G-87777-A1	Merced	Non-Certified Wood Insert	Certified Wood Insert	1.7		76 Catalytic	TRUE	12/31/2019	2/11/2020	29.5	3.4	54%	76%	2.1	68%	32%	0.0322	0.0028	0.0294
G-87779-A1	Stanislaus	Open Hearth Fireplace	Gas Insert				TRUE	12/20/2019	2/12/2020	22.7	0	7%	68%	0.299465	54%	44%	0.0028	0.0000	0.0028
G-87781-A1	Tulare	Wood-Burning Firebox	Certified Wood Insert	2.6		Non-Catalytic	TRUE	12/13/2019	12/30/2019	22.7	5.2	7%	68%	0.299465	53%	43%	0.0028	0.0001	0.0027
G-87782-A1	Kern	Open Hearth Fireplace	Gas Insert				TRUE	12/17/2019	1/14/2020	22.7	0	7%	68%	0.299465	31%	51%	0.0016	0.0000	0.0016
G-87783-A1	Fresno	Open Hearth Fireplace	Gas Insert				TRUE	1/3/2020	2/7/2020	22.7	0	7%	68%	0.299465	24%	59%	0.0013	0.0000	0.0013
G-87784-A1	Tulare	Open Hearth Fireplace	Gas Insert				TRUE	12/3/2019	1/14/2020	22.7	0	7%	68%	0.299465	53%	43%	0.0028	0.0000	0.0028
G-87785-A1	Stanislaus	Open Hearth Fireplace	Gas Insert				TRUE	12/23/2020	2/11/2020	22.7	0	7%	68%	0.299465	54%	44%	0.0028	0.0000	0.0028
G-87810-A1	San Joaquin	Open Hearth Fireplace	Gas Insert				TRUE	1/7/2020	2/27/2020	22.7	0	7%	68%	0.299465	61%	38%	0.0032	0.0000	0.0032
G-87814-A1	Kern	Open Hearth Fireplace	Gas Insert				TRUE	2/5/2021	2/17/2021	22.7	0	7%	68%	0.299465	31%	51%	0.0016	0.0000	0.0016
G-87834-A1	Fresno	Open Hearth Fireplace	Gas Insert				TRUE	12/14/2019	1/9/2020	22.7	0	7%	68%	0.299465	24%	59%	0.0013	0.0000	0.0013
G-87835-A1	Fresno	Wood-Burning Firebox	Gas Insert				TRUE	12/11/2019	2/11/2020	22.7	0	7%	68%	0.299465	24%	59%	0.0013	0.0000	0.0013
G-87836-A1	Fresno	Wood-Burning Firebox	Gas Insert				TRUE	12/24/2019	1/15/2020	22.7	0	7%	68%	0.299465	24%	59%	0.0013	0.0000	0.0013
G-87837-A1	Kings	Open Hearth Fireplace	Gas Insert				TRUE	1/10/2020	2/11/2020	22.7	0	7%	68%	0.299465	48%	48%	0.0025	0.0000	0.0025
G-87838-A1	Fresno	Open Hearth Fireplace	Gas Insert				TRUE	12/21/2019	1/9/2020	22.7	0	7%	68%	0.299465	24%	59%	0.0013	0.0000	0.0013
G-87840-A1	Fresno	Non-Certified Pellet Insert	Gas Insert				TRUE	12/13/2019	1/13/2020	29.9	0	68%	68%	2.1	24%	59%	0.0011	0.0000	0.0011
G-87841-A1	Fresno	Open Hearth Fireplace	Gas Insert				TRUE	12/17/2019	1/14/2020	22.7	0	7%	68%	0.299465	24%	59%	0.0013	0.0000	0.0013
G-87842-A1	Fresno	Open Hearth Fireplace	Gas Insert				TRUE	12/13/2019	1/14/2020	22.7	0	7%	68%	0.299465	24%	59%	0.0013	0.0000	0.0013
G-87843-A1	Fresno	Non-Certified Wood Insert	Gas Insert				TRUE	12/10/2019	1/14/2020	29.5	0	54%	68%	2.1	24%	59%	0.0115	0.0000	0.0115
G-87844-A1	Fresno	Open Hearth Fireplace	Gas Insert				TRUE	12/23/2019	1/14/2020	22.7	0	7%	68%	0.299465	24%	59%	0.0013	0.0000	0.0013
G-87846-A1	Fresno	Open Hearth Fireplace	Gas Insert				TRUE	12/2/2019	1/14/2020	22.7	0	7%	68%	0.299465	24%	59%	0.0013	0.0000	0.0013
G-87847-A1	Kern	Open Hearth Fireplace	Gas Insert				TRUE	4/3/2020	5/5/2020	22.7	0	7%	68%	0.299465	31%	51%	0.0016	0.0000	0.0016
G-87849-A1	San Joaquin	Open Hearth Fireplace	Gas Insert				TRUE	12/27/2019	4/16/2020	22.7	0	7%	68%	0.299465	61%	38%	0.0032	0.0000	0.0032
G-87850-A1	Fresno	Wood-Burning Firebox	Gas Fireplace				TRUE	2/17/2020	5/19/2020	22.7	0	7%	68%	0.299465	24%	59%	0.0013	0.0000	0.0013
G-87851-A1	Kern	Open Hearth Fireplace	Gas Insert				TRUE	12/23/2020	2/12/2020	22.7	0	7%	68%	0.299465	31%	51%	0.0016	0.0000	0.0016
G-87852-A1	Tulare	Open Hearth Fireplace	Gas Insert				TRUE	12/24/2019	2/11/2020	22.7	0	7%	68%	0.299465	53%	43%	0.0028	0.0000	0.0028
G-87856-A1	Madera	Open Hearth Fireplace	Gas Insert				FALSE	1/10/2020	2/11/2020	22.7	0	7%	68%	0.299465	100%	0%	0.0052	0.0000	0.0052
G-87865-A1	Madera	Open Hearth Fireplace	Gas Insert				TRUE	11/30/2019	12/18/2019	22.7	0	7%	68%	0.299465	33%	57%	0.0017	0.0000	0.0017
G-87873-A1	Tulare	Open Hearth Fireplace	Gas Insert				FALSE	12/5/2019	1/13/2020	22.7	0	7%	68%	0.299465	100%	0%	0.0052	0.0000	0.0052
G-87874-A1	Fresno	Non-Certified Wood Insert	Gas Insert				TRUE	2/28/2020	3/11/2020	29.5	0	54%	68%	2.1	24%	59%	0.0115	0.0000	0.0115
G-87875-A1	San Joaquin	Open Hearth Fireplace	Gas Insert				TRUE	1/3/2020	2/6/2020	22.7	0	7%	68%	0.299465	61%	38%	0.0032	0.0000	0.0032
G-87876-A1	Fresno	Non-Certified Wood Insert	Gas Insert				TRUE	12/20/2019	1/14/2020	29.5	0	54%	68%	2.1	24%	59%	0.0115	0.0000	0.0115
G-87889-A1	Kern	Open Hearth Fireplace	Gas Insert				TRUE	12/27/2019	2/11/2020	22.7	0	7%	68%	0.299465	31%	51%	0.0016	0.0000	0.0016
G-87890-A1	Kern	Open Hearth Fireplace	Gas Insert				TRUE	12/31/2019	2/6/2020	22.7	0	7%	68%	0.299465	31%	51%	0.0016	0.0000	0.0016
G-87891-A1	Kern	Open Hearth Fireplace	Gas Insert				TRUE	12/24/2019	2/12/2020	22.7	0	7%	68%	0.299465	31%	51%	0.0016	0.0000	0.0016
G-87892-A1	Kern	Open Hearth Fireplace	Gas Insert				TRUE	12/16/2019	3/4/2020	22.7	0	7%	68%	0.299465	31%	51%	0.0016	0.0000	0.0016
G-87894-A1	Kern	Wood-Burning Firebox	Gas Insert				TRUE	1/13/2020	3/12/2020	22.7	0	7%	68%	0.299465	31%	51%	0.0016	0.0000	0.0016
G-87895-A1	Kern	Wood-Burning Firebox	Gas Insert				TRUE	12/19/2019	3/24/2020	22.7	0	7%	68%	0.299465	31%	51%	0.0016	0.0000	0.0016
G-87897-A1	Tulare	Open Hearth Fireplace	Gas Insert				TRUE	12/2/2019	1/13/2020	22.7	0	7%	68%	0.299465	53%	43%	0.0028	0.0000	0.0028
G-87898-A1	Kern	Open Hearth Fireplace	Gas Insert				TRUE	1/9/2020	2/25/2020	22.7	0	7%	68%	0.299465	31%	51%	0.0016	0.0000	0.0016
G-87905-A1	San Joaquin	Open Hearth Fireplace	Gas Insert				TRUE	1/18/2020	2/12/2020	22.7	0	7%	68%	0.299465	61%	38%	0.0032	0.0000	0.0032
G-87908-A1	Fresno	Freestanding Non-Certified Wood Stove	Freestanding Gas Stove				TRUE	12/27/2019	1/15/2020	29.5	0	54%	68%	2.09	24%	59%	0.0115	0.0000	0.0115
G-87919-A1	Kern	Wood-Burning Firebox	Gas Insert				TRUE	10/16/2020	12/29/2020	22.7	0	7%	68%	0.299465	31%	51%	0.0016	0.0000	0.0016
G-87920-A1	Kern	Wood-Burning Firebox	Gas Insert				TRUE	8/12/2020	8/25/2020	22.7	0	7%	68%	0.299465	31%	51%	0.0016	0.0000	0.0016
G-87924-A1	Kern	Open Hearth Fireplace	Gas Insert				TRUE	4/16/2020	4/28/2020	22.7	0	7%	68%	0.299465	31%	51%	0.0016	0.0000	0.0016
G-87926-A1	Fresno	Open Hearth Fireplace	Gas Insert				TRUE	12/30/2019	2/6/2020	22.7	0	7%	68%	0.299465	24%	59%	0.0013	0.0000	0.0013
G-87934-A1	Stanislaus	Open Hearth Fireplace	Gas Insert				TRUE	12/2/2019	1/8/2020	22.7	0	7%	68%	0.299465	54%	44%	0.0028	0.0000	0.0028
G-87936-A1	Fresno	Open Hearth Fireplace	Gas Insert				TRUE	12/31/2019	2/6/2020	22.7	0	7%	68%	0.299465	24%	59%	0.0013	0.0000	0.0013
G-87938-A1	Fresno	Freestanding Non-Certified Wood Stove	Freestanding Certified Wood Stove	1.7		76 Hybrid	FALSE	11/27/2019	5/19/2020	29.5	3.4	54%	76%	2.09	100%	0%	0.0475	0.0039	0.0436
G-87939-A1	Stanislaus	Open Hearth Fireplace	Certified Wood Insert	2.6		Non-Catalytic	TRUE	12/3/2019	1/16/2020	22.7	5.2	7%	68%	0.299465	54%	44%	0.0028	0.0001	0.0028
G-87940-A1	San Joaquin	Non-Certified Wood Insert	Gas Insert				TRUE	1/5/2020	3/18/2020	29.5	0	54%	68%	2.1	61%	38%	0.0290	0.0000	0.0290
G-87946-A1	Fresno	Open Hearth Fireplace	Gas Insert				TRUE	12/14/2019	2/6/2020	22.7	0	7%	68%	0.299465	24%	59%	0.0013	0.0000	

SAN JOAQUIN VALLEY UNIFIED AIR POLLUTION CONTROL DISTRICT

2021 Annual Demonstration Report

August 31, 2022

Contract#	County	OldDeviceType	NewDeviceType	EmissionRating	OverallEfficiency	DeviceSubtype	PipedNatGa	InstallDate	ClaimDate	Emission Factor		Efficiency		FuelUse	Non-Curtailment %		Emissions (tpy PM2.5)		
										EF_Old	EF_New	Eff_Old	Eff_New		B_all	B_reg	Before	After	Reduction
G-88013-A1	Kern	Open Hearth Fireplace	Gas Insert				TRUE	12/7/2020	12/30/2020	22.7	0	7%	68%	0.299465	31%	51%	0.0016	0.0000	0.0016
G-88015-A2	Stanislaus	Open Hearth Fireplace	Certified Pellet Insert	1.1		70 Non-Catalytic	TRUE	12/9/2020	1/6/2021	22.7	2.2	7%	70%	0.299465	54%	44%	0.0028	0.0000	0.0028
G-88018-A1	Madera	Non-Certified Wood Insert	Gas Fireplace				FALSE	1/3/2020	7/22/2020	29.5	0	54%	68%	2.1	100%	0%	0.0477	0.0000	0.0477
G-88019-A1	Tulare	Open Hearth Fireplace	Gas Insert				TRUE	12/21/2019	1/14/2020	22.7	0	7%	68%	0.299465	53%	43%	0.0028	0.0000	0.0028
G-88025-A1	Kern	Open Hearth Fireplace	Gas Insert				TRUE	8/4/2020	10/7/2020	22.7	0	7%	68%	0.299465	31%	51%	0.0016	0.0000	0.0016
G-88029-A1	Madera	Freestanding Non-Certified Wood Stove	Freestanding Certified Wood Stove	3.4		Non-Catalytic	FALSE	1/25/2020	2/25/2020	29.5	6.8	54%	68%	2.61	100%	0%	0.0593	0.0109	0.0484
G-88031-A1	Fresno	Wood-Burning Firebox	Gas Insert				TRUE	1/2/2020	2/7/2020	22.7	0	7%	68%	0.299465	24%	59%	0.0013	0.0000	0.0013
G-88035-A1	Fresno	Open Hearth Fireplace	Gas Insert				TRUE	2/10/2020	2/26/2020	22.7	0	7%	68%	0.299465	24%	59%	0.0013	0.0000	0.0013
G-88036-A1	Kern	Open Hearth Fireplace	Gas Insert				TRUE	12/12/2019	1/14/2020	22.7	0	7%	68%	0.299465	31%	51%	0.0016	0.0000	0.0016
G-88037-A1	Kern	Certified Wood Insert	Gas Insert				TRUE	12/27/2019	1/15/2020	14.5785	0	68%	68%	2.1	31%	51%	0.0073	0.0000	0.0073
G-88046-A1	Kern	Open Hearth Fireplace	Gas Insert				TRUE	12/20/2019	2/11/2020	22.7	0	7%	68%	0.299465	31%	51%	0.0016	0.0000	0.0016
G-88056-A1	Kern	Open Hearth Fireplace	Gas Insert				TRUE	2/11/2020	3/4/2020	22.7	0	7%	68%	0.299465	31%	51%	0.0016	0.0000	0.0016
G-88057-A1	Kern	Open Hearth Fireplace	Gas Insert				TRUE	12/17/2019	1/14/2020	22.7	0	7%	68%	0.299465	31%	51%	0.0016	0.0000	0.0016
G-88058-A1	Fresno	Non-Certified Wood Insert	Gas Insert				TRUE	1/9/2020	3/24/2020	29.5	0	54%	68%	2.1	24%	59%	0.0115	0.0000	0.0115
G-88059-A1	Kern	Wood-Burning Firebox	Gas Insert				TRUE	1/3/2020	2/7/2020	22.7	0	7%	68%	0.299465	31%	51%	0.0016	0.0000	0.0016
G-88060-A1	Stanislaus	Open Hearth Fireplace	Gas Insert				TRUE	1/22/2021	4/15/2021	22.7	0	7%	68%	0.299465	54%	44%	0.0028	0.0000	0.0028
G-88061-A1	Kern	Wood-Burning Firebox	Gas Insert				TRUE	12/23/2019	2/7/2020	22.7	0	7%	68%	0.299465	31%	51%	0.0016	0.0000	0.0016
G-88063-A1	Kern	Open Hearth Fireplace	Gas Insert				TRUE	12/24/2020	1/14/2020	22.7	0	7%	68%	0.299465	31%	51%	0.0016	0.0000	0.0016
G-88064-A1	Tulare	Open Hearth Fireplace	Gas Insert				TRUE	12/28/2019	2/25/2020	22.7	0	7%	68%	0.299465	53%	43%	0.0028	0.0000	0.0028
G-88065-A1	Fresno	Open Hearth Fireplace	Gas Insert				TRUE	5/7/2020	5/20/2020	22.7	0	7%	68%	0.299465	24%	59%	0.0013	0.0000	0.0013
G-88081-A1	Kern	Non-Certified Wood Insert	Gas Insert				TRUE	12/20/2019	2/11/2020	29.5	0	54%	68%	2.1	31%	51%	0.0147	0.0000	0.0147
G-88083-A1	Kern	Wood-Burning Firebox	Gas Insert				TRUE	1/2/2020	3/11/2020	22.7	0	7%	68%	0.299465	31%	51%	0.0016	0.0000	0.0016
G-88085-A1	Fresno	Non-Certified Wood Insert	Gas Insert				TRUE	11/6/2020	11/23/2020	29.5	0	54%	68%	2.1	24%	59%	0.0115	0.0000	0.0115
G-88088-A1	Kern	Open Hearth Fireplace	Gas Insert				TRUE	1/7/2020	2/27/2020	22.7	0	7%	68%	0.299465	31%	51%	0.0016	0.0000	0.0016
G-88089-A1	Stanislaus	Non-Certified Wood Insert	Certified Wood Insert	4.2		Non-Catalytic	TRUE	1/12/2020	2/25/2020	29.5	8.4	54%	68%	2.1	54%	44%	0.0258	0.0065	0.0193
G-88132-A1	Madera	Wood-Burning Firebox	Gas Fireplace				FALSE	1/31/2020	6/29/2020	22.7	0	7%	68%	0.299465	100%	0%	0.0052	0.0000	0.0052
G-88133-A1	San Joaquin	Open Hearth Fireplace	Gas Insert				TRUE	1/13/2020	2/26/2020	22.7	0	7%	68%	0.299465	61%	38%	0.0032	0.0000	0.0032
G-88140-A1	Kern	Open Hearth Fireplace	Gas Insert				TRUE	12/18/2019	1/14/2020	22.7	0	7%	68%	0.299465	31%	51%	0.0016	0.0000	0.0016
G-88142-A1	Stanislaus	Freestanding Non-Certified Wood Stove	Freestanding Certified Pellet Stove	0.7		78 Non-Catalytic	FALSE	2/6/2020	2/26/2020	29.5	1.4	54%	78%	1.55	100%	0%	0.0352	0.0012	0.0341
G-88145-A1	Tulare	Open Hearth Fireplace	Gas Insert				TRUE	12/21/2019	1/15/2020	22.7	0	7%	68%	0.299465	53%	43%	0.0028	0.0000	0.0028
G-88147-A1	Tulare	Non-Certified Wood Insert	Gas Insert				TRUE	12/21/2019	1/15/2020	29.5	0	54%	68%	2.1	53%	43%	0.0254	0.0000	0.0254
G-88148-A1	Fresno	Open Hearth Fireplace	Certified Pellet Insert	1.1		Non-Catalytic	FALSE	1/28/2020	2/27/2020	22.7	2.2	7%	68%	0.299465	100%	0%	0.0052	0.0001	0.0052
G-88149-A1	Tulare	Open Hearth Fireplace	Gas Insert				TRUE	12/26/2019	1/14/2020	22.7	0	7%	68%	0.299465	53%	43%	0.0028	0.0000	0.0028
G-88151-A1	Fresno	Open Hearth Fireplace	Gas Insert				TRUE	12/19/2019	2/7/2020	22.7	0	7%	68%	0.299465	24%	59%	0.0013	0.0000	0.0013
G-88153-A1	Fresno	Open Hearth Fireplace	Gas Insert				TRUE	12/23/2019	1/14/2020	22.7	0	7%	68%	0.299465	24%	59%	0.0013	0.0000	0.0013
G-88156-A1	Fresno	Wood-Burning Firebox	Gas Insert				TRUE	12/28/2019	2/7/2020	22.7	0	7%	68%	0.299465	24%	59%	0.0013	0.0000	0.0013
G-88161-A1	Kern	Open Hearth Fireplace	Gas Insert				TRUE	12/10/2019	2/27/2020	22.7	0	7%	68%	0.299465	31%	51%	0.0016	0.0000	0.0016
G-88166-A1	Stanislaus	Open Hearth Fireplace	Gas Insert				TRUE	12/17/2019	2/27/2020	22.7	0	7%	68%	0.299465	54%	44%	0.0028	0.0000	0.0028
G-88174-A1	Kern	Wood-Burning Firebox	Gas Insert				TRUE	12/15/2019	2/11/2020	22.7	0	7%	68%	0.299465	31%	51%	0.0016	0.0000	0.0016
G-88175-A1	Fresno	Open Hearth Fireplace	Gas Insert				TRUE	12/7/2019	1/9/2020	22.7	0	7%	68%	0.299465	24%	59%	0.0013	0.0000	0.0013
G-88192-A1	Madera	Open Hearth Fireplace	Gas Insert				FALSE	9/23/2021	11/10/2021	22.7	0	7%	68%	0.299465	100%	0%	0.0052	0.0000	0.0052
G-88193-A1	Stanislaus	Non-Certified Wood Insert	Certified Wood Insert	3.9		Non-Catalytic	TRUE	12/23/2019	2/11/2020	29.5	7.8	54%	68%	2.1	54%	44%	0.0258	0.0060	0.0198
G-88195-A1	Fresno	Open Hearth Fireplace	Gas Insert				TRUE	1/8/2020	2/12/2020	22.7	0	7%	68%	0.299465	24%	59%	0.0013	0.0000	0.0013
G-88198-A1	Merced	Open Hearth Fireplace	Gas Insert				FALSE	12/12/2020	1/12/2021	22.7	0	7%	68%	0.299465	100%	0%	0.0052	0.0000	0.0052
G-88204-A1	Fresno	Open Hearth Fireplace	Gas Insert				TRUE	10/15/2020	11/17/2020	22.7	0	7%	68%	0.299465	24%	59%	0.0013	0.0000	0.0013
G-88207-A1	Fresno	Open Hearth Fireplace	Gas Insert				TRUE	12/24/2019	2/7/2020	22.7	0	7%	68%	0.299465	24%	59%	0.0013	0.0000	0.0013
G-88220-A1	San Joaquin	Open Hearth Fireplace	Gas Insert				TRUE	12/15/2019	1/14/2020	22.7	0	7%	68%	0.299465	61%	38%	0.0032	0.0000	0.0032
G-88222-A1	Fresno	Open Hearth Fireplace	Gas Insert				TRUE	1/20/2020	2/12/2020	22.7	0	7%	68%	0.299465	24%	59%	0.0013	0.0000	0.0013
G-88224-A1	Kern	Open Hearth Fireplace	Gas Insert				TRUE	1/14/2020	3/24/2020	22.7	0	7%	68%	0.299465	31%	51%	0.0016	0.0000	0.0016
G-88225-A1	Madera	Freestanding Non-Certified Wood Stove	Freestanding Certified Wood Stove	1.9		Non-Catalytic	FALSE	12/19/2019	1/13/2020	29.5	3.8	54%	68%	2.61	100%	0%	0.0593	0.0061	0.0532
G-88232-A1	San Joaquin	Non-Certified Wood Insert	Gas Insert				TRUE	1/25/2020	2/26/2020	29.5	0	54%	68%	2.1	61%	38%	0.0290	0.0000	0.0290
G-88233-A1	Merced	Open Hearth Fireplace	Gas Insert				TRUE	1/20/2020	2/27/2020	22.7	0	7%	68%	0.299465	68%	32%	0.0035	0.0000	0.0035
G-88234-A1	Fresno	Open Hearth Fireplace	Gas Insert				TRUE	12/27/2019	2/7/2020	22.7	0	7%	68%	0.299465	24%	59%	0.0013	0.0000	0.0013
G-88238-A1	Kern	Open Hearth Fireplace	Gas Insert				TRUE	4/16/2021	5/4/2021	22.7	0	7%	68%	0.299465	31%	51%	0.0016	0.0000	0.0016
G-88239-A1	Tulare	Open Hearth Fireplace	Gas Insert				TRUE	12/30/2020	1/14/2020	22.7	0	7%	68%	0.299465	53%	43%	0.0028	0.0000	0.0028
G-88246-A1	Kern	Open Hearth Fireplace	Gas Insert				TRUE	1/14/2020	2/27/2020	22.7	0	7%	68%	0.299465	31%	51%	0.0016	0.0000	0.0016
G-88248-A1	Stanislaus	Non-Certified Pellet Insert	Certified Pellet Insert	1.1		70 Non-Catalytic	TRUE	1/14/2020	2/11/2020	2.9	2.2	68%	70%	2.1	54%	44%	0.0025	0.0021	0.0005
G-88257-A1	Fresno	Non-Certified Wood Insert	Certified Wood Insert	2.7		Non-Catalytic	FALSE	12/18/2019	1/9/2020	29.5	5.4	54%	68%	2.1	100%	0%	0.0477	0.0069	0.0408
G-88264-A1	Fresno	Open Hearth Fireplace	Gas Insert				TRUE	1/18/2020	2/12/2020	22.7	0	7%	68%	0.299465	24%	59%	0.0013	0.0000	0.0013
G-88266-A1	Fresno	Open Hearth Fireplace	Gas Insert				TRUE	12/5/2019	2/11/2020	22.7	0	7%	68%	0.299465	24%	59%	0.0013	0.0000	0.0013
G-88267-A1	Stanislaus																		

SAN JOAQUIN VALLEY UNIFIED AIR POLLUTION CONTROL DISTRICT

2021 Annual Demonstration Report

August 31, 2022

Contract#	County	OldDeviceType	NewDeviceType	EmissionRating	OverallEfficiency	DeviceSubtype	PipedNatGa	InstallDate	ClaimDate	Emission Factor		Efficiency		FuelUse	Non-Curtailment %		Emissions (tpy PM2.5)		
										EF_Old	EF_New	Eff_Old	Eff_New		B_all	B_reg	Before	After	Reduction
G-88357-A1	Kern	Wood-Burning Firebox	Gas Insert				TRUE	9/3/2020	11/12/2020	22.7	0	7%	68%	0.299465	31%	51%	0.0016	0.0000	0.0016
G-88358-A1	Kern	Non-Certified Wood Insert	Gas Insert				TRUE	12/24/2019	3/11/2020	29.5	0	54%	68%	2.1	31%	51%	0.0147	0.0000	0.0147
G-88362-A1	Kern	Wood-Burning Firebox	Gas Insert				TRUE	12/28/2019	1/15/2020	22.7	0	7%	68%	0.299465	31%	51%	0.0016	0.0000	0.0016
G-88363-A1	Fresno	Open Hearth Fireplace	Gas Insert				TRUE	1/27/2020	2/26/2020	22.7	0	7%	68%	0.299465	24%	59%	0.0013	0.0000	0.0013
G-88365-A1	Kern	Open Hearth Fireplace	Gas Insert				TRUE	12/20/2019	2/12/2020	22.7	0	7%	68%	0.299465	31%	51%	0.0016	0.0000	0.0016
G-88366-A1	Kern	Open Hearth Fireplace	Gas Insert				TRUE	12/27/2019	3/11/2020	22.7	0	7%	68%	0.299465	31%	51%	0.0016	0.0000	0.0016
G-88367-A1	Fresno	Open Hearth Fireplace	Gas Insert				TRUE	1/17/2020	2/12/2020	22.7	0	7%	68%	0.299465	24%	59%	0.0013	0.0000	0.0013
G-88370-A1	Kern	Open Hearth Fireplace	Gas Insert				TRUE	1/2/2020	2/6/2020	22.7	0	7%	68%	0.299465	31%	51%	0.0016	0.0000	0.0016
G-88371-A1	Kern	Open Hearth Fireplace	Gas Insert				TRUE	2/3/2020	3/11/2020	22.7	0	7%	68%	0.299465	31%	51%	0.0016	0.0000	0.0016
G-88373-A1	Kern	Wood-Burning Firebox	Gas Insert				TRUE	1/9/2020	2/27/2020	22.7	0	7%	68%	0.299465	31%	51%	0.0016	0.0000	0.0016
G-88374-A1	Kern	Wood-Burning Firebox	Gas Insert				TRUE	1/10/2020	2/26/2020	22.7	0	7%	68%	0.299465	31%	51%	0.0016	0.0000	0.0016
G-88378-A1	Kern	Open Hearth Fireplace	Gas Insert				TRUE	1/7/2020	2/25/2020	22.7	0	7%	68%	0.299465	31%	51%	0.0016	0.0000	0.0016
G-88380-A1	San Joaquin	Open Hearth Fireplace	Gas Insert				TRUE	12/22/2019	2/6/2020	22.7	0	7%	68%	0.299465	61%	38%	0.0032	0.0000	0.0032
G-88383-A1	Fresno	Wood-Burning Firebox	Gas Insert				TRUE	3/26/2020	4/21/2020	22.7	0	7%	68%	0.299465	24%	59%	0.0013	0.0000	0.0013
G-88385-A1	Kern	Open Hearth Fireplace	Gas Insert				TRUE	1/31/2020	2/12/2020	22.7	0	7%	68%	0.299465	31%	51%	0.0016	0.0000	0.0016
G-88388-A1	Kern	Open Hearth Fireplace	Gas Insert				TRUE	12/16/2019	2/25/2020	22.7	0	7%	68%	0.299465	31%	51%	0.0016	0.0000	0.0016
G-88389-A1	Kern	Open Hearth Fireplace	Gas Insert				FALSE	1/28/2020	4/20/2020	22.7	0	7%	68%	0.299465	100%	0%	0.0052	0.0000	0.0052
G-88390-A1	Kern	Open Hearth Fireplace	Gas Insert				TRUE	12/10/2019	1/14/2020	22.7	0	7%	68%	0.299465	31%	51%	0.0016	0.0000	0.0016
G-88391-A1	Fresno	Open Hearth Fireplace	Gas Insert				TRUE	1/13/2020	2/12/2020	22.7	0	7%	68%	0.299465	24%	59%	0.0013	0.0000	0.0013
G-88392-A1	Kern	Open Hearth Fireplace	Gas Insert				TRUE	1/6/2020	2/7/2020	22.7	0	7%	68%	0.299465	31%	51%	0.0016	0.0000	0.0016
G-88394-A1	Kern	Open Hearth Fireplace	Gas Insert				TRUE	1/20/2020	2/27/2020	22.7	0	7%	68%	0.299465	31%	51%	0.0016	0.0000	0.0016
G-88395-A1	Fresno	Open Hearth Fireplace	Gas Insert				TRUE	12/15/2019	1/8/2020	22.7	0	7%	68%	0.299465	24%	59%	0.0013	0.0000	0.0013
G-88399-A1	Fresno	Non-Certified Wood Insert	Gas Insert				TRUE	1/10/2020	2/11/2020	29.5	0	54%	68%	2.1	24%	59%	0.0115	0.0000	0.0115
G-88401-A1	Merced	Open Hearth Fireplace	Gas Insert				TRUE	2/4/2020	3/19/2020	22.7	0	7%	68%	0.299465	68%	32%	0.0035	0.0000	0.0035
G-88405-A1	Stanislaus	Open Hearth Fireplace	Gas Insert				TRUE	12/19/2019	1/14/2020	22.7	0	7%	68%	0.299465	54%	44%	0.0028	0.0000	0.0028
G-88421-A1	Fresno	Open Hearth Fireplace	Gas Insert				TRUE	1/23/2020	2/12/2020	22.7	0	7%	68%	0.299465	24%	59%	0.0013	0.0000	0.0013
G-88423-A1	Tulare	Non-Certified Wood Insert	Gas Insert				FALSE	1/6/2020	2/7/2020	29.5	0	54%	68%	2.1	100%	0%	0.0477	0.0000	0.0477
G-88425-A1	Fresno	Wood-Burning Firebox	Gas Insert				TRUE	1/14/2020	2/11/2020	22.7	0	7%	68%	0.299465	24%	59%	0.0013	0.0000	0.0013
G-88430-A1	Kern	Open Hearth Fireplace	Gas Insert				TRUE	1/4/2020	2/12/2020	22.7	0	7%	68%	0.299465	31%	51%	0.0016	0.0000	0.0016
G-88432-A1	Fresno	Open Hearth Fireplace	Certified Wood Insert	1.1		68 Non-Catalytic	FALSE	12/19/2019	1/14/2020	22.7	2.2	7%	68%	0.299465	100%	0%	0.0052	0.0001	0.0052
G-88434-A1	Fresno	Wood-Burning Firebox	Gas Insert				TRUE	1/24/2020	2/11/2020	22.7	0	7%	68%	0.299465	24%	59%	0.0013	0.0000	0.0013
G-88437-A1	Kern	Open Hearth Fireplace	Gas Insert				TRUE	1/2/2020	2/6/2020	22.7	0	7%	68%	0.299465	31%	51%	0.0016	0.0000	0.0016
G-88438-A1	Fresno	Open Hearth Fireplace	Gas Insert				TRUE	12/20/2019	1/14/2020	22.7	0	7%	68%	0.299465	24%	59%	0.0013	0.0000	0.0013
G-88439-A1	Madera	Open Hearth Fireplace	Gas Insert				TRUE	1/21/2020	2/12/2020	22.7	0	7%	68%	0.299465	33%	57%	0.0017	0.0000	0.0017
G-88441-A1	San Joaquin	Open Hearth Fireplace	Gas Insert				TRUE	12/26/2020	6/2/2020	22.7	0	7%	68%	0.299465	61%	38%	0.0032	0.0000	0.0032
G-88449-A1	Fresno	Open Hearth Fireplace	Gas Insert				TRUE	1/27/2020	2/12/2020	22.7	0	7%	68%	0.299465	24%	59%	0.0013	0.0000	0.0013
G-88463-A1	Tulare	Open Hearth Fireplace	Certified Pellet Insert	1.5		69 Non-Catalytic	FALSE	3/1/2021	3/10/2021	22.7	3	7%	69%	0.299465	100%	0%	0.0052	0.0001	0.0052
G-88464-A1	Fresno	Freestanding Non-Certified Wood Stove	Freestanding Certified Wood Stove	2		72 Non-Catalytic	FALSE	1/21/2020	2/26/2020	29.5	4	54%	72%	2.09	100%	0%	0.0475	0.0048	0.0426
G-88466-A1	Kern	Open Hearth Fireplace	Gas Insert				TRUE	12/27/2019	2/11/2020	22.7	0	7%	68%	0.299465	31%	51%	0.0016	0.0000	0.0016
G-88475-A1	San Joaquin	Open Hearth Fireplace	Certified Pellet Insert	2.1		Non-Catalytic	TRUE	1/11/2020	1/22/2020	22.7	4.2	7%	68%	0.299465	61%	38%	0.0032	0.0001	0.0031
G-88487-A1	Kern	Open Hearth Fireplace	Gas Fireplace				TRUE	12/31/2019	2/11/2020	22.7	0	7%	68%	0.299465	31%	51%	0.0016	0.0000	0.0016
G-88491-A1	Stanislaus	Open Hearth Fireplace	Gas Insert				TRUE	1/15/2020	2/11/2020	22.7	0	7%	68%	0.299465	54%	44%	0.0028	0.0000	0.0028
G-88495-A1	Tulare	Open Hearth Fireplace	Gas Insert				TRUE	12/21/2019	12/30/2019	22.7	0	7%	68%	0.299465	53%	43%	0.0028	0.0000	0.0028
G-88501-A1	Tulare	Non-Certified Wood Insert	Gas Insert				TRUE	1/9/2020	2/11/2020	29.5	0	54%	68%	2.1	53%	43%	0.0254	0.0000	0.0254
G-88508-A1	Fresno	Wood-Burning Firebox	Gas Insert				TRUE	12/30/2019	2/12/2020	22.7	0	7%	68%	0.299465	24%	59%	0.0013	0.0000	0.0013
G-88510-A1	Fresno	Non-Certified Wood Insert	Gas Insert				TRUE	12/19/2019	1/9/2020	29.5	0	54%	68%	2.1	24%	59%	0.0115	0.0000	0.0115
G-88512-A1	Tulare	Open Hearth Fireplace	Gas Insert				TRUE	12/24/2019	2/12/2020	22.7	0	7%	68%	0.299465	53%	43%	0.0028	0.0000	0.0028
G-88514-A1	Tulare	Open Hearth Fireplace	Gas Insert				TRUE	12/26/2019	3/12/2020	22.7	0	7%	68%	0.299465	53%	43%	0.0028	0.0000	0.0028
G-88515-A1	San Joaquin	Open Hearth Fireplace	Gas Insert				TRUE	1/30/2020	2/27/2020	22.7	0	7%	68%	0.299465	61%	38%	0.0032	0.0000	0.0032
G-88516-A1	Kern	Open Hearth Fireplace	Gas Insert				TRUE	1/23/2020	2/11/2020	22.7	0	7%	68%	0.299465	31%	51%	0.0016	0.0000	0.0016
G-88522-A1	Stanislaus	Open Hearth Fireplace	Gas Insert				TRUE	12/13/2019	1/14/2020	22.7	0	7%	68%	0.299465	54%	44%	0.0028	0.0000	0.0028
G-88523-A1	Kern	Wood-Burning Firebox	Gas Insert				TRUE	2/4/2020	3/11/2020	22.7	0	7%	68%	0.299465	31%	51%	0.0016	0.0000	0.0016
G-88524-A1	Tulare	Open Hearth Fireplace	Gas Insert				TRUE	12/13/2019	1/14/2020	22.7	0	7%	68%	0.299465	53%	43%	0.0028	0.0000	0.0028
G-88526-A1	Tulare	Open Hearth Fireplace	Gas Insert				TRUE	12/29/2019	1/22/2020	22.7	0	7%	68%	0.299465	53%	43%	0.0028	0.0000	0.0028
G-88529-A1	Kern	Wood-Burning Firebox	Gas Insert				TRUE	12/16/2019	1/9/2020	22.7	0	7%	68%	0.299465	31%	51%	0.0016	0.0000	0.0016
G-88530-A1	Fresno	Open Hearth Fireplace	Gas Insert				TRUE	1/3/2020	2/6/2020	22.7	0	7%	68%	0.299465	24%	59%	0.0013	0.0000	0.0013
G-88531-A1	Kern	Non-Certified Pellet Insert	Gas Insert				TRUE	1/5/2020	2/11/2020	2.9	0	68%	68%	2.1	31%	51%	0.0014	0.0000	0.0014
G-88532-A1	Fresno	Open Hearth Fireplace	Gas Insert				TRUE	12/27/2019	2/11/2020	22.7	0	7%	68%	0.299465	24%	59%	0.0013	0.0000	0.0013
G-88533-A1	Stanislaus	Wood-Burning Firebox	Gas Fireplace				FALSE	2/7/2020	3/11/2020	22.7	0	7%	68%	0.299465	100%	0%	0.0052	0.0000	0.0052
G-88534-A1	Kern	Wood-Burning Firebox	Gas Insert				TRUE	2/10/2020	2/26/2020	22.7	0	7%	68%	0.299465	31%	51%	0.0016	0.0000	0.0016
G-88536-A1	Kern	Open Hearth Fireplace	Gas Insert				TRUE	1/2/2020	2/11/2020	22.7	0	7%	68%	0.299465	31%	51%	0.0016	0.0000	0.0016
G-88538-A1	Kern	Open Hearth Fireplace	Gas Insert				TRUE	12/20/2019	1/13/2020	22.7	0	7%	68%	0.299465	31%	51%	0.0016	0.0000	0.0016
G-88539-A1	Fresno	Open Hearth Fireplace	Gas Insert				TRUE	1/13/2020	2/6/2020	22.7	0	7%	68%	0.299465	24%	59%	0.0013	0.0000	0.0013
G-88540-A1	Fresno	Open Hearth Fireplace	Gas Insert				TRUE	12/27/2019	2/6/2020	22.7	0	7%	68%	0.299465	24%	59%	0.0013	0.0000	0.0013
G-88541-A1	Stanislaus	Open Hearth Fireplace	Gas Insert				TRUE	1/2/2020	2/7/2020	22.7	0	7%	68%	0.299465	54%	44%	0.0028	0.0000	0.0028
G-88542-A1	Madera	Open Hearth Fireplace	Certified Pellet Insert	1.1		Non-Catalytic	FALSE	1/28/2020	2/12/2020	22.7	2.2	7%	68%	0.299465	100%	0%	0.0052	0.0001	0.0052
G-88543-A1	Fresno	Open Hearth Fireplace	Gas Insert				TRUE	12/19/2019	1/13/2020	22.7	0	7%	68%	0.299465	24%	59%	0.0013	0.0000	0.0013
G-88544-A1	Fresno	Open Hearth Fireplace	Gas Insert				TRUE	12/21/2019	1/9/2020	22.7	0	7%	68%	0.299465	24%	59%	0.0013	0.0000	0.0013
G-88546-A1	Fresno	Open Hearth Fireplace	Gas Insert																

SAN JOAQUIN VALLEY UNIFIED AIR POLLUTION CONTROL DISTRICT

2021 Annual Demonstration Report

August 31, 2022

Contract#	County	OldDeviceType	NewDeviceType	EmissionRating	OverallEfficiency	DeviceSubtype	PipedNatGa	InstallDate	ClaimDate	Emission Factor		Efficiency		FuelUse	Non-Curtailment %		Emissions (tpy PM2.5)		
										EF_Old	EF_New	Eff_Old	Eff_New		B_all	B_reg	Before	After	Reduction
G-88603-A1	Merced	Non-Certified Wood Insert	Gas Insert				TRUE	1/20/2021	2/11/2021	29.5	0	54%	68%	2.1	68%	32%	0.0322	0.0000	0.0322
G-88617-A1	Fresno	Open Hearth Fireplace	Gas Insert				TRUE	1/16/2020	3/24/2020	22.7	0	7%	68%	0.299465	24%	59%	0.0013	0.0000	0.0013
G-88622-A1	Fresno	Wood-Burning Firebox	Gas Insert				TRUE	4/26/2021	5/17/2021	22.7	0	7%	68%	0.299465	24%	59%	0.0013	0.0000	0.0013
G-88623-A1	Kern	Non-Certified Wood Insert	Gas Insert				TRUE	2/20/2020	3/12/2020	29.5	0	54%	68%	2.1	31%	51%	0.0147	0.0000	0.0147
G-88627-A1	Stanislaus	Open Hearth Fireplace	Gas Insert				TRUE	2/13/2020	4/13/2020	22.7	0	7%	68%	0.299465	54%	44%	0.0028	0.0000	0.0028
G-88629-A1	Kern	Open Hearth Fireplace	Gas Insert				TRUE	1/4/2020	2/12/2020	22.7	0	7%	68%	0.299465	31%	51%	0.0016	0.0000	0.0016
G-88630-A1	Merced	Open Hearth Fireplace	Certified Pellet Insert	1.5		76 Non-Catalytic	FALSE	1/6/2020	2/25/2020	22.7	3	7%	76%	0.299465	100%	0%	0.0052	0.0001	0.0052
G-88636-A1	Fresno	Open Hearth Fireplace	Gas Insert				TRUE	3/31/2020	4/20/2020	22.7	0	7%	68%	0.299465	24%	59%	0.0013	0.0000	0.0013
G-88640-A1	Madera	Non-Certified Wood Insert	Certified Pellet Insert	2.1		Non-Catalytic	FALSE	12/14/2019	1/13/2020	29.5	4.2	54%	68%	2.1	100%	0%	0.0477	0.0054	0.0423
G-88643-A1	Fresno	Open Hearth Fireplace	Gas Insert				TRUE	4/16/2020	4/28/2020	22.7	0	7%	68%	0.299465	24%	59%	0.0013	0.0000	0.0013
G-88644-A1	Fresno	Open Hearth Fireplace	Gas Insert				TRUE	1/7/2020	2/6/2020	22.7	0	7%	68%	0.299465	24%	59%	0.0013	0.0000	0.0013
G-88646-A1	Fresno	Wood-Burning Firebox	Gas Insert				TRUE	1/25/2020	2/12/2020	22.7	0	7%	68%	0.299465	24%	59%	0.0013	0.0000	0.0013
G-88647-A1	Stanislaus	Freestanding Non-Certified Wood Stove	Certified Pellet Insert	1.1		76 Non-Catalytic	FALSE	5/29/2020	7/2/2020	29.5	2.2	54%	76%	1.55	100%	0%	0.0352	0.0019	0.0333
G-88651-A1	Stanislaus	Open Hearth Fireplace	Gas Insert				TRUE	1/27/2020	2/26/2020	22.7	0	7%	68%	0.299465	54%	44%	0.0028	0.0000	0.0028
G-88652-A1	Kern	Open Hearth Fireplace	Gas Insert				TRUE	1/9/2020	2/12/2020	22.7	0	7%	68%	0.299465	31%	51%	0.0016	0.0000	0.0016
G-88653-A1	Fresno	Open Hearth Fireplace	Gas Insert				TRUE	1/5/2020	1/22/2020	22.7	0	7%	68%	0.299465	24%	59%	0.0013	0.0000	0.0013
G-88680-A1	Fresno	Wood-Burning Firebox	Gas Fireplace				TRUE	1/3/2020	2/7/2020	22.7	0	7%	68%	0.299465	24%	59%	0.0013	0.0000	0.0013
G-88687-A1	Fresno	Wood-Burning Firebox	Gas Insert				TRUE	12/26/2019	2/7/2020	22.7	0	7%	68%	0.299465	24%	59%	0.0013	0.0000	0.0013
G-88691-A1	Fresno	Open Hearth Fireplace	Gas Insert				TRUE	10/29/2020	12/29/2020	22.7	0	7%	68%	0.299465	24%	59%	0.0013	0.0000	0.0013
G-88694-A1	Fresno	Open Hearth Fireplace	Gas Insert				TRUE	12/30/2020	2/2/2021	22.7	0	7%	68%	0.299465	24%	59%	0.0013	0.0000	0.0013
G-88695-A1	Madera	Wood-Burning Firebox	Certified Wood Insert	2.6		Non-Catalytic	FALSE	1/3/2020	1/28/2020	22.7	5.2	7%	68%	0.299465	100%	0%	0.0052	0.0001	0.0051
G-88696-A1	Kern	Non-Certified Pellet Insert	Gas Insert				TRUE	1/7/2020	2/12/2020	2.9	0	68%	68%	2.1	31%	51%	0.0014	0.0000	0.0014
G-88697-A1	Fresno	Wood-Burning Firebox	Gas Insert				TRUE	12/21/2019	1/14/2020	22.7	0	7%	68%	0.299465	24%	59%	0.0013	0.0000	0.0013
G-88698-A1	Tulare	Wood-Burning Firebox	Gas Insert				TRUE	12/19/2019	1/22/2020	22.7	0	7%	68%	0.299465	53%	43%	0.0028	0.0000	0.0028
G-88699-A1	Tulare	Open Hearth Fireplace	Gas Insert				TRUE	12/14/2019	1/13/2020	22.7	0	7%	68%	0.299465	53%	43%	0.0028	0.0000	0.0028
G-88700-A1	San Joaquin	Open Hearth Fireplace	Gas Insert				TRUE	1/21/2020	2/12/2020	22.7	0	7%	68%	0.299465	61%	38%	0.0032	0.0000	0.0032
G-88701-A1	Merced	Open Hearth Fireplace	Certified Wood Insert	2		72 Non-Catalytic	FALSE	2/5/2020	2/26/2020	22.7	4	7%	72%	0.299465	100%	0%	0.0052	0.0001	0.0051
G-88702-A1	Madera	Wood-Burning Firebox	Certified Wood Insert	2.6		Non-Catalytic	FALSE	2/19/2020	3/4/2020	22.7	5.2	7%	68%	0.299465	100%	0%	0.0052	0.0001	0.0051
G-88706-A1	Kern	Open Hearth Fireplace	Gas Insert				TRUE	1/28/2020	4/28/2020	22.7	0	7%	68%	0.299465	31%	51%	0.0016	0.0000	0.0016
G-88707-A1	San Joaquin	Open Hearth Fireplace	Gas Insert				TRUE	1/16/2020	3/11/2020	22.7	0	7%	68%	0.299465	61%	38%	0.0032	0.0000	0.0032
G-88708-A1	Stanislaus	Non-Certified Wood Insert	Certified Wood Insert	2.6		Non-Catalytic	FALSE	12/17/2019	2/11/2020	29.5	5.2	54%	68%	2.1	100%	0%	0.0477	0.0067	0.0410
G-88709-A1	Fresno	Wood-Burning Firebox	Gas Fireplace				TRUE	12/26/2019	2/26/2020	22.7	0	7%	68%	0.299465	24%	59%	0.0013	0.0000	0.0013
G-88710-A1	Kern	Wood-Burning Firebox	Gas Insert				TRUE	12/13/2019	1/9/2020	22.7	0	7%	68%	0.299465	31%	51%	0.0016	0.0000	0.0016
G-88711-A1	Fresno	Wood-Burning Firebox	Gas Insert				TRUE	12/18/2019	1/22/2020	22.7	0	7%	68%	0.299465	24%	59%	0.0013	0.0000	0.0013
G-88713-A1	Kern	Open Hearth Fireplace	Gas Insert				TRUE	12/27/2019	4/21/2020	22.7	0	7%	68%	0.299465	31%	51%	0.0016	0.0000	0.0016
G-88714-A1	San Joaquin	Open Hearth Fireplace	Gas Insert				TRUE	1/8/2020	2/12/2020	22.7	0	7%	68%	0.299465	61%	38%	0.0032	0.0000	0.0032
G-88715-A1	Fresno	Open Hearth Fireplace	Gas Insert				TRUE	1/8/2020	2/11/2020	22.7	0	7%	68%	0.299465	24%	59%	0.0013	0.0000	0.0013
G-88716-A1	Merced	Open Hearth Fireplace	Gas Insert				TRUE	12/27/2019	1/14/2020	22.7	0	7%	68%	0.299465	68%	32%	0.0035	0.0000	0.0035
G-88717-A1	San Joaquin	Open Hearth Fireplace	Gas Insert				TRUE	1/22/2020	2/25/2020	22.7	0	7%	68%	0.299465	61%	38%	0.0032	0.0000	0.0032
G-88718-A1	Fresno	Wood-Burning Firebox	Gas Insert				TRUE	2/18/2020	3/12/2020	22.7	0	7%	68%	0.299465	24%	59%	0.0013	0.0000	0.0013
G-88720-A1	Tulare	Freestanding Non-Certified Wood Stove	Gas Insert				FALSE	1/26/2020	10/7/2020	29.5	0	54%	68%	2.4	100%	0%	0.0545	0.0000	0.0545
G-88725-A1	Kern	Open Hearth Fireplace	Gas Insert				TRUE	12/30/2019	2/11/2020	22.7	0	7%	68%	0.299465	31%	51%	0.0016	0.0000	0.0016
G-88764-A1	Kern	Open Hearth Fireplace	Gas Insert				TRUE	2/7/2020	11/4/2020	22.7	0	7%	68%	0.299465	31%	51%	0.0016	0.0000	0.0016
G-88766-A1	Fresno	Wood-Burning Firebox	Gas Insert				TRUE	12/19/2019	1/15/2020	22.7	0	7%	68%	0.299465	24%	59%	0.0013	0.0000	0.0013
G-88768-A1	Kern	Open Hearth Fireplace	Gas Insert				TRUE	1/15/2020	2/11/2020	22.7	0	7%	68%	0.299465	31%	51%	0.0016	0.0000	0.0016
G-88769-A1	Kern	Open Hearth Fireplace	Gas Insert				TRUE	12/23/2019	1/14/2020	22.7	0	7%	68%	0.299465	31%	51%	0.0016	0.0000	0.0016
G-88777-A1	Kern	Open Hearth Fireplace	Gas Insert				TRUE	12/20/2019	2/6/2020	22.7	0	7%	68%	0.299465	31%	51%	0.0016	0.0000	0.0016
G-88780-A1	Fresno	Open Hearth Fireplace	Gas Insert				TRUE	8/15/2020	9/1/2020	22.7	0	7%	68%	0.299465	24%	59%	0.0013	0.0000	0.0013
G-88781-A1	Madera	Open Hearth Fireplace	Certified Pellet Insert	0.49		63 Non-Catalytic	FALSE	2/1/2020	2/11/2020	22.7	0.98	7%	63%	0.299465	100%	0%	0.0052	0.0000	0.0052
G-88785-A1	Fresno	Open Hearth Fireplace	Gas Insert				TRUE	12/29/2019	1/14/2020	22.7	0	7%	68%	0.299465	24%	59%	0.0013	0.0000	0.0013
G-88786-A1	Kern	Open Hearth Fireplace	Gas Insert				TRUE	3/3/2020	4/3/2020	22.7	0	7%	68%	0.299465	31%	51%	0.0016	0.0000	0.0016
G-88794-A1	Madera	Open Hearth Fireplace	Certified Wood Insert	1.7		74 Non-Catalytic	FALSE	5/14/2020	6/26/2020	22.7	3.4	7%	74%	0.299465	100%	0%	0.0052	0.0001	0.0052
G-88799-A1	Kern	Open Hearth Fireplace	Gas Insert				TRUE	1/13/2020	2/27/2020	22.7	0	7%	68%	0.299465	31%	51%	0.0016	0.0000	0.0016
G-88800-A1	Kern	Open Hearth Fireplace	Gas Insert				TRUE	1/3/2020	2/27/2020	22.7	0	7%	68%	0.299465	31%	51%	0.0016	0.0000	0.0016
G-88804-A1	San Joaquin	Open Hearth Fireplace	Gas Insert				TRUE	1/12/2020	3/11/2020	22.7	0	7%	68%	0.299465	61%	38%	0.0032	0.0000	0.0032
G-88806-A1	Fresno	Non-Certified Wood Insert	Gas Insert				TRUE	1/16/2020	2/11/2020	29.5	0	54%	68%	2.1	24%	59%	0.0115	0.0000	0.0115
G-88807-A1	Fresno	Wood-Burning Firebox	Gas Insert				TRUE	1/10/2020	2/12/2020	22.7	0	7%	68%	0.299465	24%	59%	0.0013	0.0000	0.0013
G-88809-A1	Madera	Wood-Burning Firebox	Certified Pellet Insert	2.4		Non-Catalytic	FALSE	1/4/2020	2/11/2020	22.7	4.8	7%	68%	0.299465	100%	0%	0.0052	0.0001	0.0051
G-88813-A1	Tulare	Wood-Burning Firebox	Certified Wood Insert	1.3		70 Non-Catalytic	FALSE	1/31/2020	2/27/2020	22.7	2.6	7%	70%	0.299465	100%	0%	0.0052	0.0001	0.0052
G-88814-A1	Kern	Open Hearth Fireplace	Gas Insert				TRUE	7/1/2020	8/6/2020	22.7	0	7%	68%	0.299465	31%	51%	0.0016	0.0000	0.0016
G-88815-A1	Kern	Open Hearth Fireplace	Gas Insert				TRUE	12/19/2019	3/11/2020	22.7	0	7%	68%	0.299465	31%	51%	0.0016	0.0000	0.0016
G-88816-A1	Fresno	Open Hearth Fireplace	Gas Insert				TRUE	1/27/2020	2/12/2020	22.7	0	7%	68%	0.299465	24%	59%	0.0013	0.0000	0.0013
G-88817-A1	Kern	Open Hearth Fireplace	Gas Insert				TRUE	1/10/2020	2/27/2020	22.7	0	7%	68%	0.299465	31%	51%	0.0016	0.0000	0.0016
G-88819-A1	Kern	Open Hearth Fireplace	Gas Insert				TRUE	1/2/2020	2/12/2020	22.7	0	7%	68%	0.299465	31%	51%	0.0016	0.0000	0.0016
G-88820-A1	Kern	Wood-Burning Firebox	Gas Insert				TRUE	1/23/2020	2/26/2020	22.7	0	7%	68%	0.299465	31%	51%	0.0016	0.0000	0.0016
G-88821-A1	Madera	Certified Pellet Insert	Gas Insert				TRUE	12/18/2019	1/14/2020	2.9	0	68%	68%	2.1	33%	57%	0.0016	0.0000	0.0016
G-88822-A1	San Joaquin	Non-Certified Pellet Insert	Gas Insert				FALSE	1/9/2020	2/12/2020	2.9	0	68%	68%	2.1	100%	0%	0.0047	0.0000	0.0047
G-88823-A1	Stanislaus	Open Hearth Fireplace	Certified Wood Insert	1		76 Catalytic	FALSE	1/7/2020	2/6/2020	22.7	2	7%							

SAN JOAQUIN VALLEY UNIFIED AIR POLLUTION CONTROL DISTRICT

2021 Annual Demonstration Report

August 31, 2022

Contract#	County	OldDeviceType	NewDeviceType	EmissionRating	OverallEfficiency	DeviceSubtype	PipedNatGa	InstallDate	ClaimDate	Emission Factor		Efficiency		FuelUse	Non-Curtailment %		Emissions (tpy PM2.5)		
										EF_Old	EF_New	Eff_Old	Eff_New		B_all	B_reg	Before	After	Reduction
G-88893-A1	Fresno	Non-Certified Wood Insert	Gas Insert				TRUE	1/29/2020	2/25/2020	29.5	0	54%	68%	2.1	24%	59%	0.0115	0.0000	0.0115
G-88897-A1	San Joaquin	Open Hearth Fireplace	Gas Insert				TRUE	2/18/2020	3/24/2020	22.7	0	7%	68%	0.299465	61%	38%	0.0032	0.0000	0.0032
G-88898-A1	Kern	Open Hearth Fireplace	Gas Insert				TRUE	12/27/2019	2/27/2020	22.7	0	7%	68%	0.299465	31%	51%	0.0016	0.0000	0.0016
G-88899-A1	Fresno	Open Hearth Fireplace	Gas Insert				TRUE	2/1/2020	2/27/2020	22.7	0	7%	68%	0.299465	24%	59%	0.0013	0.0000	0.0013
G-88902-A1	Merced	Open Hearth Fireplace	Gas Insert				TRUE	4/16/2020	5/20/2020	22.7	0	7%	68%	0.299465	68%	32%	0.0035	0.0000	0.0035
G-88905-A1	Stanislaus	Open Hearth Fireplace	Gas Insert				TRUE	1/17/2020	2/12/2020	22.7	0	7%	68%	0.299465	54%	44%	0.0028	0.0000	0.0028
G-88907-A1	San Joaquin	Open Hearth Fireplace	Gas Insert				TRUE	1/13/2020	2/11/2020	22.7	0	7%	68%	0.299465	61%	38%	0.0032	0.0000	0.0032
G-88920-A1	Madera	Open Hearth Fireplace	Gas Insert				TRUE	2/17/2020	3/12/2020	22.7	0	7%	68%	0.299465	33%	57%	0.0017	0.0000	0.0017
G-88921-A1	Stanislaus	Open Hearth Fireplace	Gas Insert				TRUE	1/15/2020	2/11/2020	22.7	0	7%	68%	0.299465	54%	44%	0.0028	0.0000	0.0028
G-88922-A1	Kern	Open Hearth Fireplace	Gas Insert				TRUE	1/6/2020	4/21/2020	22.7	0	7%	68%	0.299465	31%	51%	0.0016	0.0000	0.0016
G-88925-A1	Fresno	Open Hearth Fireplace	Gas Insert				TRUE	1/30/2020	2/27/2020	22.7	0	7%	68%	0.299465	24%	59%	0.0013	0.0000	0.0013
G-88927-A1	Fresno	Open Hearth Fireplace	Gas Insert				TRUE	2/8/2020	3/11/2020	22.7	0	7%	68%	0.299465	24%	59%	0.0013	0.0000	0.0013
G-88931-A1	Kern	Open Hearth Fireplace	Gas Insert				TRUE	7/25/2020	11/4/2020	22.7	0	7%	68%	0.299465	31%	51%	0.0016	0.0000	0.0016
G-88933-A1	Madera	Open Hearth Fireplace	Gas Insert				TRUE	4/6/2021	4/19/2021	22.7	0	7%	68%	0.299465	33%	57%	0.0017	0.0000	0.0017
G-88957-A1	Fresno	Open Hearth Fireplace	Gas Insert				TRUE	1/6/2020	2/11/2020	22.7	0	7%	68%	0.299465	24%	59%	0.0013	0.0000	0.0013
G-88959-A1	San Joaquin	Open Hearth Fireplace	Certified Pellet Insert	1.5		70 Non-Catalytic	TRUE	12/24/2019	2/12/2020	22.7	3	7%	70%	0.299465	61%	38%	0.0032	0.0000	0.0031
G-88968-A1	Kern	Open Hearth Fireplace	Gas Insert				TRUE	2/20/2020	4/21/2020	22.7	0	7%	68%	0.299465	31%	51%	0.0016	0.0000	0.0016
G-88970-A1	Fresno	Open Hearth Fireplace	Gas Insert				TRUE	2/8/2020	3/11/2020	22.7	0	7%	68%	0.299465	24%	59%	0.0013	0.0000	0.0013
G-88972-A1	Fresno	Open Hearth Fireplace	Gas Insert				TRUE	1/15/2020	2/11/2020	22.7	0	7%	68%	0.299465	24%	59%	0.0013	0.0000	0.0013
G-88991-A1	Kern	Open Hearth Fireplace	Gas Insert				TRUE	3/2/2020	3/19/2020	22.7	0	7%	68%	0.299465	31%	51%	0.0016	0.0000	0.0016
G-88992-A1	Kern	Open Hearth Fireplace	Gas Insert				TRUE	12/4/2020	3/4/2021	22.7	0	7%	68%	0.299465	31%	51%	0.0016	0.0000	0.0016
G-88993-A1	Kern	Non-Certified Wood Insert	Gas Insert				TRUE	3/31/2020	4/15/2020	29.5	0	54%	68%	2.1	31%	51%	0.0147	0.0000	0.0147
G-89007-A1	Fresno	Open Hearth Fireplace	Gas Insert				TRUE	12/20/2019	1/14/2020	22.7	0	7%	68%	0.299465	24%	59%	0.0013	0.0000	0.0013
G-89021-A1	Tulare	Open Hearth Fireplace	Gas Insert				TRUE	12/23/2019	1/14/2020	22.7	0	7%	68%	0.299465	53%	43%	0.0028	0.0000	0.0028
G-89022-A1	Madera	Open Hearth Fireplace	Gas Insert				TRUE	2/18/2020	3/4/2020	22.7	0	7%	68%	0.299465	33%	57%	0.0017	0.0000	0.0017
G-89023-A1	Fresno	Open Hearth Fireplace	Gas Insert				TRUE	2/4/2020	2/25/2020	22.7	0	7%	68%	0.299465	24%	59%	0.0013	0.0000	0.0013
G-89042-A1	Kern	Open Hearth Fireplace	Gas Insert				TRUE	7/13/2020	8/7/2020	22.7	0	7%	68%	0.299465	31%	51%	0.0016	0.0000	0.0016
G-89045-A1	San Joaquin	Open Hearth Fireplace	Gas Insert				TRUE	1/21/2020	2/12/2020	22.7	0	7%	68%	0.299465	61%	38%	0.0032	0.0000	0.0032
G-89051-A1	Fresno	Non-Certified Wood Insert	Certified Pellet Insert	0.49		63 Non-Catalytic	FALSE	1/4/2020	1/14/2020	29.5	0.98	54%	63%	2.1	100%	0%	0.0477	0.0014	0.0463
G-89060-A1	Fresno	Open Hearth Fireplace	Gas Insert				TRUE	1/6/2020	2/6/2020	22.7	0	7%	68%	0.299465	24%	59%	0.0013	0.0000	0.0013
G-89095-A1	Madera	Wood-Burning Firebox	Gas Insert				TRUE	1/9/2020	2/11/2020	22.7	0	7%	68%	0.299465	33%	57%	0.0017	0.0000	0.0017
G-89096-A1	Fresno	Open Hearth Fireplace	Gas Insert				TRUE	1/7/2020	2/11/2020	22.7	0	7%	68%	0.299465	24%	59%	0.0013	0.0000	0.0013
G-89097-A1	Fresno	Open Hearth Fireplace	Gas Insert				TRUE	1/8/2020	1/28/2020	22.7	0	7%	68%	0.299465	24%	59%	0.0013	0.0000	0.0013
G-89108-A1	Fresno	Open Hearth Fireplace	Gas Insert				TRUE	2/19/2020	5/5/2020	22.7	0	7%	68%	0.299465	24%	59%	0.0013	0.0000	0.0013
G-89110-A1	Fresno	Open Hearth Fireplace	Gas Insert				TRUE	2/5/2020	2/26/2020	22.7	0	7%	68%	0.299465	24%	59%	0.0013	0.0000	0.0013
G-89124-A1	Kern	Non-Certified Wood Insert	Gas Insert				TRUE	1/29/2020	2/27/2020	29.5	0	54%	68%	2.1	31%	51%	0.0147	0.0000	0.0147
G-89127-A1	Fresno	Open Hearth Fireplace	Gas Insert				TRUE	1/30/2020	2/26/2020	22.7	0	7%	68%	0.299465	24%	59%	0.0013	0.0000	0.0013
G-89130-A1	Fresno	Open Hearth Fireplace	Gas Insert				TRUE	2/5/2020	2/27/2020	22.7	0	7%	68%	0.299465	24%	59%	0.0013	0.0000	0.0013
G-89134-A1	San Joaquin	Open Hearth Fireplace	Gas Insert				TRUE	1/13/2020	3/19/2020	22.7	0	7%	68%	0.299465	61%	38%	0.0032	0.0000	0.0032
G-89138-A1	Fresno	Wood-Burning Firebox	Gas Insert				TRUE	2/6/2020	2/25/2020	22.7	0	7%	68%	0.299465	24%	59%	0.0013	0.0000	0.0013
G-89139-A1	Tulare	Open Hearth Fireplace	Certified Wood Insert	1.1		68 Non-Catalytic	FALSE	1/21/2020	2/12/2020	22.7	2.2	7%	68%	0.299465	100%	0%	0.0052	0.0001	0.0052
G-89140-A1	Fresno	Open Hearth Fireplace	Gas Insert				TRUE	12/30/2019	2/6/2020	22.7	0	7%	68%	0.299465	24%	59%	0.0013	0.0000	0.0013
G-89141-A1	Fresno	Open Hearth Fireplace	Gas Insert				TRUE	1/3/2020	2/12/2020	22.7	0	7%	68%	0.299465	24%	59%	0.0013	0.0000	0.0013
G-89142-A1	Fresno	Open Hearth Fireplace	Gas Insert				TRUE	1/9/2020	2/11/2020	22.7	0	7%	68%	0.299465	24%	59%	0.0013	0.0000	0.0013
G-89143-A1	Fresno	Open Hearth Fireplace	Gas Insert				TRUE	12/31/2019	2/7/2020	22.7	0	7%	68%	0.299465	24%	59%	0.0013	0.0000	0.0013
G-89144-A1	Fresno	Non-Certified Wood Insert	Gas Insert				TRUE	12/21/2019	1/14/2020	29.5	0	54%	68%	2.1	24%	59%	0.0115	0.0000	0.0115
G-89145-A1	Tulare	Open Hearth Fireplace	Gas Insert				TRUE	1/17/2020	3/12/2020	22.7	0	7%	68%	0.299465	53%	43%	0.0028	0.0000	0.0028
G-89146-A1	Kern	Open Hearth Fireplace	Gas Insert				TRUE	12/21/2019	2/11/2020	22.7	0	7%	68%	0.299465	31%	51%	0.0016	0.0000	0.0016
G-89159-A1	Fresno	Non-Certified Wood Insert	Gas Insert				TRUE	1/5/2020	2/6/2020	29.5	0	54%	68%	2.1	24%	59%	0.0115	0.0000	0.0115
G-89160-A1	Kern	Wood-Burning Firebox	Gas Insert				TRUE	1/9/2020	3/12/2020	22.7	0	7%	68%	0.299465	31%	51%	0.0016	0.0000	0.0016
G-89161-A1	Tulare	Open Hearth Fireplace	Gas Insert				TRUE	1/8/2020	2/11/2020	22.7	0	7%	68%	0.299465	53%	43%	0.0028	0.0000	0.0028
G-89162-A1	Fresno	Non-Certified Pellet Insert	Gas Fireplace				TRUE	1/20/2020	2/12/2020	2.9	0	68%	68%	2.1	24%	59%	0.0011	0.0000	0.0011
G-89164-A1	Kern	Open Hearth Fireplace	Gas Insert				TRUE	1/29/2020	2/25/2020	22.7	0	7%	68%	0.299465	31%	51%	0.0016	0.0000	0.0016
G-89177-A1	Madera	Freestanding Non-Certified Wood Stove	Freestanding Certified Wood Stove	1.8		71 Non-Catalytic	FALSE	12/15/2020	1/5/2021	29.5	3.6	54%	71%	2.61	100%	0%	0.0593	0.0055	0.0538
G-89179-A1	Fresno	Open Hearth Fireplace	Gas Insert				TRUE	1/30/2020	3/12/2020	22.7	0	7%	68%	0.299465	24%	59%	0.0013	0.0000	0.0013
G-89183-A1	Fresno	Freestanding Non-Certified Pellet Stove	Freestanding Certified Wood Stove	4.2		Non-Catalytic	FALSE	8/13/2020	2/8/2021	2.9	8.4	68%	68%	2.09	100%	0%	0.0047	0.0135	-0.0089
G-89189-A1	Fresno	Open Hearth Fireplace	Gas Insert				TRUE	1/7/2020	2/7/2020	22.7	0	7%	68%	0.299465	24%	59%	0.0013	0.0000	0.0013
G-89191-A1	Kern	Open Hearth Fireplace	Gas Insert				TRUE	1/20/2020	2/11/2020	22.7	0	7%	68%	0.299465	31%	51%	0.0016	0.0000	0.0016
G-89192-A1	Fresno	Open Hearth Fireplace	Gas Insert				TRUE	2/13/2020	5/20/2020	22.7	0	7%	68%	0.299465	24%	59%	0.0013	0.0000	0.0013
G-89193-A1	San Joaquin	Non-Certified Wood Insert	Certified Wood Insert	3.6		Non-Catalytic	FALSE	12/28/2019	1/15/2020	29.5	7.2	54%	68%	2.1	100%	0%	0.0477	0.0092	0.0385
G-89195-A1	Kern	Open Hearth Fireplace	Gas Insert				TRUE	8/19/2020	9/18/2020	22.7	0	7%	68%	0.299465	31%	51%	0.0016	0.0000	0.0016
G-89196-A1	Kern	Wood-Burning Firebox	Gas Insert				TRUE	1/24/2020	2/26/2020	22.7	0	7%	68%	0.299465	31%	51%	0.0016	0.0000	0.0016
G-89198-A1	Fresno	Non-Certified Pellet Insert	Gas Insert				TRUE	1/29/2020	2/27/2020	2.9	0	68%	68%	2.1	24%	59%	0.0011	0.0000	0.0011
G-89202-A1	Fresno	Open Hearth Fireplace	Gas Insert				TRUE	1/6/2020	2/7/2020	22.7	0	7%	68%	0.299465	24%	59%	0.0013	0.0000	0.0013
G-89210-A1	Stanislaus	Open Hearth Fireplace	Gas Insert				TRUE	1/4/2020	2/6/2020	22.7	0	7%	68%	0.299465	54%	44%	0.0028	0.0000	0.0028
G-89211-A1	Kern	Open Hearth Fireplace	Gas Insert				TRUE	1/18/2020	2/11/2020	22.7	0	7%	68%	0.299465	31%	51%	0.0016	0.0000	0.0016
G-89212-A1	Kern	Open Hearth Fireplace	Gas Insert				TRUE	12/7/2020	1/6/2021	22.7	0	7%	68%	0.299465	31%	51%	0.0016	0.0000	0.0016
G-89215-A1	Madera	Non-Certified Wood Insert	Certified Wood Insert	3.9		Non-Catalytic	FALSE	1/30/2020	2/12/2020	29.5	7.8	54%	68%	2.1	100%	0%	0.0477	0.0100	0.0377
G-89224-A1	Kern	Open Hearth Fireplace																	

SAN JOAQUIN VALLEY UNIFIED AIR POLLUTION CONTROL DISTRICT

2021 Annual Demonstration Report

August 31, 2022

Contract#	County	OldDeviceType	NewDeviceType	EmissionRating	OverallEfficiency	DeviceSubtype	PipedNatGa	InstallDate	ClaimDate	Emission Factor		Efficiency		FuelUse	Non-Curtailment %		Emissions (tpy PM2.5)		
										EF_Old	EF_New	Eff_Old	Eff_New		B_all	B_reg	Before	After	Reduction
G-89339-A1	Fresno	Open Hearth Fireplace	Gas Insert				TRUE	1/11/2020	2/6/2020	22.7	0	7%	68%	0.299465	24%	59%	0.0013	0.0000	0.0013
G-89340-A1	Fresno	Open Hearth Fireplace	Gas Insert				TRUE	1/22/2020	2/25/2020	22.7	0	7%	68%	0.299465	24%	59%	0.0013	0.0000	0.0013
G-89342-A1	Fresno	Open Hearth Fireplace	Gas Insert				TRUE	1/10/2020	2/12/2020	22.7	0	7%	68%	0.299465	24%	59%	0.0013	0.0000	0.0013
G-89343-A1	Stanislaus	Open Hearth Fireplace	Gas Insert				FALSE	1/8/2020	2/11/2020	22.7	0	7%	68%	0.299465	100%	0%	0.0052	0.0000	0.0052
G-89345-A1	Fresno	Open Hearth Fireplace	Gas Insert				TRUE	6/18/2020	7/6/2020	22.7	0	7%	68%	0.299465	24%	59%	0.0013	0.0000	0.0013
G-89347-A1	Fresno	Open Hearth Fireplace	Gas Insert				TRUE	1/16/2020	2/12/2020	22.7	0	7%	68%	0.299465	24%	59%	0.0013	0.0000	0.0013
G-89349-A1	Kern	Open Hearth Fireplace	Gas Insert				TRUE	1/8/2020	2/11/2020	22.7	0	7%	68%	0.299465	31%	51%	0.0016	0.0000	0.0016
G-89353-A1	Kern	Wood-Burning Firebox	Gas Insert				TRUE	1/11/2020	2/25/2020	22.7	0	7%	68%	0.299465	31%	51%	0.0016	0.0000	0.0016
G-89355-A1	Kern	Open Hearth Fireplace	Gas Insert				TRUE	1/9/2020	2/12/2020	22.7	0	7%	68%	0.299465	31%	51%	0.0016	0.0000	0.0016
G-89361-A1	Tulare	Freestanding Non-Certified Wood Stove	Freestanding Certified Wood Stove	1.9		73 Non-Catalytic	FALSE	2/20/2020	5/19/2020	29.5	3.8	54%	73%	2.4	100%	0%	0.0545	0.0052	0.0493
G-89362-A1	Kern	Open Hearth Fireplace	Gas Insert				TRUE	3/17/2020	4/13/2020	22.7	0	7%	68%	0.299465	31%	51%	0.0016	0.0000	0.0016
G-89369-A1	Fresno	Non-Certified Wood Insert	Gas Insert				TRUE	2/15/2020	3/24/2020	29.5	0	54%	68%	2.1	24%	59%	0.0115	0.0000	0.0115
G-89370-A1	Fresno	Open Hearth Fireplace	Gas Insert				TRUE	1/8/2020	1/14/2020	22.7	0	7%	68%	0.299465	24%	59%	0.0013	0.0000	0.0013
G-89375-A1	Fresno	Freestanding Non-Certified Wood Stove	Freestanding Gas Stove				TRUE	1/8/2020	2/6/2020	29.5	0	54%	68%	2.09	24%	59%	0.0115	0.0000	0.0115
G-89376-A1	Stanislaus	Non-Certified Wood Insert	Gas Insert				TRUE	1/10/2020	2/6/2020	29.5	0	54%	68%	2.1	54%	44%	0.0258	0.0000	0.0258
G-89377-A1	Kern	Open Hearth Fireplace	Gas Insert				TRUE	1/7/2020	2/27/2020	22.7	0	7%	68%	0.299465	31%	51%	0.0016	0.0000	0.0016
G-89378-A1	Kern	Open Hearth Fireplace	Gas Insert				TRUE	1/16/2020	3/12/2020	22.7	0	7%	68%	0.299465	31%	51%	0.0016	0.0000	0.0016
G-89379-A1	Tulare	Open Hearth Fireplace	Freestanding Certified Wood Stove	3.2		74 Non-Catalytic	TRUE	12/11/2020	12/22/2020	22.7	6.4	7%	74%	0.299465	53%	43%	0.0028	0.0001	0.0027
G-89380-A1	Fresno	Open Hearth Fireplace	Certified Wood Insert	1.3		70 Non-Catalytic	FALSE	1/4/2020	1/22/2020	22.7	2.6	7%	70%	0.299465	100%	0%	0.0052	0.0001	0.0052
G-89381-A1	Fresno	Certified Wood Insert	Gas Insert				TRUE	2/29/2020	3/24/2020	14.5785	0	68%	68%	2.1	24%	59%	0.0057	0.0000	0.0057
G-89382-A1	Kern	Open Hearth Fireplace	Gas Insert				TRUE	1/14/2020	2/12/2020	22.7	0	7%	68%	0.299465	31%	51%	0.0016	0.0000	0.0016
G-89383-A1	Tulare	Open Hearth Fireplace	Gas Insert				TRUE	1/21/2020	7/21/2020	22.7	0	7%	68%	0.299465	53%	43%	0.0028	0.0000	0.0028
G-89390-A1	Fresno	Open Hearth Fireplace	Gas Insert				TRUE	2/6/2020	2/27/2020	22.7	0	7%	68%	0.299465	24%	59%	0.0013	0.0000	0.0013
G-89397-A1	Kern	Open Hearth Fireplace	Gas Insert				TRUE	1/14/2020	2/12/2020	22.7	0	7%	68%	0.299465	31%	51%	0.0016	0.0000	0.0016
G-89398-A1	Kern	Open Hearth Fireplace	Gas Insert				TRUE	1/20/2020	2/27/2020	22.7	0	7%	68%	0.299465	31%	51%	0.0016	0.0000	0.0016
G-89399-A1	Kern	Open Hearth Fireplace	Gas Insert				TRUE	4/9/2020	8/6/2020	22.7	0	7%	68%	0.299465	31%	51%	0.0016	0.0000	0.0016
G-89400-A1	Tulare	Open Hearth Fireplace	Gas Insert				TRUE	1/13/2020	2/6/2020	22.7	0	7%	68%	0.299465	53%	43%	0.0028	0.0000	0.0028
G-89402-A1	Fresno	Open Hearth Fireplace	Gas Insert				TRUE	1/19/2020	2/12/2020	22.7	0	7%	68%	0.299465	24%	59%	0.0013	0.0000	0.0013
G-89403-A1	Fresno	Wood-Burning Firebox	Gas Insert				TRUE	2/7/2020	2/26/2020	22.7	0	7%	68%	0.299465	24%	59%	0.0013	0.0000	0.0013
G-89410-A1	Kern	Open Hearth Fireplace	Gas Insert				TRUE	1/14/2020	2/27/2020	22.7	0	7%	68%	0.299465	31%	51%	0.0016	0.0000	0.0016
G-89414-A1	Madera	Open Hearth Fireplace	Gas Insert				TRUE	1/22/2020	2/11/2020	22.7	0	7%	68%	0.299465	33%	57%	0.0017	0.0000	0.0017
G-89464-A1	Kern	Non-Certified Wood Insert	Gas Insert				TRUE	2/5/2020	3/11/2020	29.5	0	54%	68%	2.1	31%	51%	0.0147	0.0000	0.0147
G-89465-A1	Fresno	Open Hearth Fireplace	Gas Insert				TRUE	1/9/2021	2/19/2021	22.7	0	7%	68%	0.299465	24%	59%	0.0013	0.0000	0.0013
G-89467-A1	Fresno	Wood-Burning Firebox	Gas Fireplace				TRUE	1/28/2020	2/12/2020	22.7	0	7%	68%	0.299465	24%	59%	0.0013	0.0000	0.0013
G-89470-A1	Kern	Open Hearth Fireplace	Gas Insert				TRUE	1/29/2020	2/12/2020	22.7	0	7%	68%	0.299465	31%	51%	0.0016	0.0000	0.0016
G-89471-A1	Merced	Open Hearth Fireplace	Gas Insert				TRUE	2/24/2020	3/25/2020	22.7	0	7%	68%	0.299465	68%	32%	0.0035	0.0000	0.0035
G-89472-A1	San Joaquin	Non-Certified Wood Insert	Gas Insert				TRUE	1/24/2020	3/24/2020	29.5	0	54%	68%	2.1	61%	38%	0.0290	0.0000	0.0290
G-89475-A1	Fresno	Open Hearth Fireplace	Gas Insert				TRUE	1/31/2020	2/26/2020	22.7	0	7%	68%	0.299465	24%	59%	0.0013	0.0000	0.0013
G-89476-A1	Fresno	Open Hearth Fireplace	Gas Insert				TRUE	1/25/2020	2/12/2020	22.7	0	7%	68%	0.299465	24%	59%	0.0013	0.0000	0.0013
G-89477-A1	Kern	Wood-Burning Firebox	Gas Insert				TRUE	1/29/2020	2/12/2020	22.7	0	7%	68%	0.299465	31%	51%	0.0016	0.0000	0.0016
G-89478-A1	Kern	Open Hearth Fireplace	Gas Insert				TRUE	1/25/2020	2/11/2020	22.7	0	7%	68%	0.299465	31%	51%	0.0016	0.0000	0.0016
G-89479-A1	Fresno	Open Hearth Fireplace	Gas Insert				TRUE	1/8/2020	2/11/2020	22.7	0	7%	68%	0.299465	24%	59%	0.0013	0.0000	0.0013
G-89487-A1	Kern	Wood-Burning Firebox	Gas Insert				TRUE	4/2/2020	5/19/2020	22.7	0	7%	68%	0.299465	31%	51%	0.0016	0.0000	0.0016
G-89498-A1	Madera	Open Hearth Fireplace	Gas Insert				TRUE	1/12/2020	2/11/2020	22.7	0	7%	68%	0.299465	33%	57%	0.0017	0.0000	0.0017
G-89511-A1	Kern	Non-Certified Wood Insert	Gas Insert				TRUE	3/14/2020	4/3/2020	29.5	0	54%	68%	2.1	31%	51%	0.0147	0.0000	0.0147
G-89512-A1	Tulare	Open Hearth Fireplace	Gas Insert				TRUE	8/5/2020	9/1/2020	22.7	0	7%	68%	0.299465	53%	43%	0.0028	0.0000	0.0028
G-89514-A1	Tulare	Open Hearth Fireplace	Gas Insert				TRUE	1/15/2020	1/28/2020	22.7	0	7%	68%	0.299465	53%	43%	0.0028	0.0000	0.0028
G-89515-A1	Kern	Open Hearth Fireplace	Gas Insert				TRUE	2/19/2020	3/12/2020	22.7	0	7%	68%	0.299465	31%	51%	0.0016	0.0000	0.0016
G-89517-A1	Kern	Open Hearth Fireplace	Gas Insert				TRUE	1/16/2020	2/12/2020	22.7	0	7%	68%	0.299465	31%	51%	0.0016	0.0000	0.0016
G-89518-A1	Kern	Wood-Burning Firebox	Gas Insert				TRUE	1/15/2020	2/26/2020	22.7	0	7%	68%	0.299465	31%	51%	0.0016	0.0000	0.0016
G-89519-A1	Fresno	Open Hearth Fireplace	Gas Insert				TRUE	6/29/2020	7/22/2020	22.7	0	7%	68%	0.299465	24%	59%	0.0013	0.0000	0.0013
G-89520-A1	Kern	Wood-Burning Firebox	Gas Insert				TRUE	1/8/2020	2/12/2020	22.7	0	7%	68%	0.299465	31%	51%	0.0016	0.0000	0.0016
G-89521-A1	Kern	Open Hearth Fireplace	Gas Insert				TRUE	1/10/2020	2/11/2020	22.7	0	7%	68%	0.299465	31%	51%	0.0016	0.0000	0.0016
G-89522-A1	Stanislaus	Open Hearth Fireplace	Certified Pellet Insert	1.1		70 Non-Catalytic	FALSE	1/15/2020	2/26/2020	22.7	2.2	7%	70%	0.299465	100%	0%	0.0052	0.0001	0.0052
G-89523-A1	Kern	Open Hearth Fireplace	Gas Insert				TRUE	1/13/2020	2/27/2020	22.7	0	7%	68%	0.299465	31%	51%	0.0016	0.0000	0.0016
G-89526-A1	Madera	Open Hearth Fireplace	Gas Insert				TRUE	2/8/2020	3/24/2020	22.7	0	7%	68%	0.299465	33%	57%	0.0017	0.0000	0.0017
G-89527-A1	Fresno	Wood-Burning Firebox	Gas Insert				TRUE	3/18/2020	4/21/2020	22.7	0	7%	68%	0.299465	24%	59%	0.0013	0.0000	0.0013
G-89528-A1	Kern	Open Hearth Fireplace	Gas Insert				TRUE	1/15/2020	2/11/2020	22.7	0	7%	68%	0.299465	31%	51%	0.0016	0.0000	0.0016
G-89529-A1	Kern	Non-Certified Wood Insert	Gas Insert				TRUE	9/20/2020	1/21/2021	29.5	0	54%	68%	2.1	31%	51%	0.0147	0.0000	0.0147
G-89531-A1	Fresno	Open Hearth Fireplace	Gas Insert				TRUE	2/4/2020	2/25/2020	22.7	0	7%	68%	0.299465	24%	59%	0.0013	0.0000	0.0013
G-89533-A1	Tulare	Non-Certified Wood Insert	Gas Insert				TRUE	1/28/2020	2/12/2020	29.5	0	54%	68%	2.1	53%	43%	0.0254	0.0000	0.0254
G-89534-A1	San Joaquin	Open Hearth Fireplace	Gas Insert				TRUE	1/22/2020	2/12/2020	22.7	0	7%	68%	0.299465	61%	38%	0.0032	0.0000	0.0032
G-89537-A1	Merced	Open Hearth Fireplace	Gas Insert				TRUE	1/22/2020	2/11/2020	22.7	0	7%	68%	0.299465	68%	32%	0.0035	0.0000	0.0035
G-89539-A1	Fresno	Open Hearth Fireplace	Gas Insert				TRUE	1/22/2020	2/12/2020	22.7	0	7%	68%	0.299465	24%	59%	0.0013	0.0000	0.0013
G-89540-A1	San Joaquin	Open Hearth Fireplace	Gas Insert				TRUE	1/9/2020	2/11/2020	22.7	0	7%	68%	0.299465	61%	38%	0.0032	0.0000	0.0032
G-89541-A1	San Joaquin	Open Hearth Fireplace	Gas Fireplace				TRUE	2/21/2020	6/26/2020	22.7	0	7%	68%	0.299465	61%	38%	0.0032	0.0000	0.0032
G-89543-A1	Kern	Open Hearth Fireplace	Gas Insert				TRUE	1/13/2020	2/26/2020	22.7	0	7%	68%	0.299465	31%	51%	0.0016	0.0000	0.0016
G-89544-A1	Kern	Open Hearth Fireplace	Gas Insert				TRUE	2/12/2020	2/26/2020	22.7	0	7%	68%	0.299465	31%	51%	0.0016	0.0000	0.0016
G-89545-A1	Kern	Open Hearth Fireplace	Gas Insert				TRUE	3/11/2020											

SAN JOAQUIN VALLEY UNIFIED AIR POLLUTION CONTROL DISTRICT

2021 Annual Demonstration Report

August 31, 2022

Contract#	County	OldDeviceType	NewDeviceType	EmissionRating	OverallEfficiency	DeviceSubtype	PipedNatGa	InstallDate	ClaimDate	Emission Factor		Efficiency		FuelUse	Non-Curtailment %		Emissions (tpy PM2.5)		
										EF_Old	EF_New	Eff_Old	Eff_New		B_all	B_reg	Before	After	Reduction
G-89668-A1	Fresno	Open Hearth Fireplace	Gas Insert				TRUE	1/14/2020	2/12/2020	22.7	0	7%	68%	0.299465	24%	59%	0.0013	0.0000	0.0013
G-89669-A1	Fresno	Wood-Burning Firebox	Gas Insert				TRUE	2/5/2020	2/25/2020	22.7	0	7%	68%	0.299465	24%	59%	0.0013	0.0000	0.0013
G-89672-A1	Kern	Open Hearth Fireplace	Gas Insert				TRUE	4/27/2020	6/29/2020	22.7	0	7%	68%	0.299465	31%	51%	0.0016	0.0000	0.0016
G-89674-A1	Kern	Wood-Burning Firebox	Gas Fireplace				TRUE	1/27/2020	2/12/2020	22.7	0	7%	68%	0.299465	31%	51%	0.0016	0.0000	0.0016
G-89676-A1	Kings	Wood-Burning Firebox	Gas Insert				TRUE	1/2/2020	1/22/2020	22.7	0	7%	68%	0.299465	48%	48%	0.0025	0.0000	0.0025
G-89677-A1	Kings	Wood-Burning Firebox	Gas Insert				TRUE	1/4/2020	2/11/2020	22.7	0	7%	68%	0.299465	48%	48%	0.0025	0.0000	0.0025
G-89678-A1	Tulare	Open Hearth Fireplace	Certified Wood Insert	2.6		Non-Catalytic	TRUE	1/7/2020	1/22/2020	22.7	5.2	7%	68%	0.299465	53%	43%	0.0028	0.0001	0.0027
G-89690-A1	Kern	Wood-Burning Firebox	Gas Insert				TRUE	1/18/2020	3/12/2020	22.7	0	7%	68%	0.299465	31%	51%	0.0016	0.0000	0.0016
G-89691-A1	Fresno	Wood-Burning Firebox	Gas Insert				TRUE	2/8/2020	3/12/2020	22.7	0	7%	68%	0.299465	24%	59%	0.0013	0.0000	0.0013
G-89692-A1	Merced	Wood-Burning Firebox	Certified Wood Insert	1.9		Non-Catalytic	TRUE	1/27/2020	3/12/2020	22.7	3.8	7%	68%	0.299465	68%	32%	0.0035	0.0001	0.0035
G-89697-A1	Fresno	Open Hearth Fireplace	Gas Insert				TRUE	1/17/2020	2/11/2020	22.7	0	7%	68%	0.299465	24%	59%	0.0013	0.0000	0.0013
G-89704-A1	San Joaquin	Freestanding Non-Certified Pellet Stove	Freestanding Certified Pellet Stove	0.7		78 Non-Catalytic	FALSE	1/8/2020	2/11/2020	2.9	1.4	68%	78%	1.15	100%	0%	0.0026	0.0011	0.0015
G-89705-A1	Stanislaus	Open Hearth Fireplace	Gas Insert				TRUE	2/6/2020	3/12/2020	22.7	0	7%	68%	0.299465	54%	44%	0.0028	0.0000	0.0028
G-89706-A1	Fresno	Open Hearth Fireplace	Gas Insert				TRUE	1/13/2020	2/11/2020	22.7	0	7%	68%	0.299465	24%	59%	0.0013	0.0000	0.0013
G-89713-A1	San Joaquin	Non-Certified Wood Insert	Gas Insert				TRUE	1/24/2020	2/12/2020	29.5	0	54%	68%	2.1	61%	38%	0.0290	0.0000	0.0290
G-89726-A1	Fresno	Open Hearth Fireplace	Gas Insert				TRUE	3/12/2020	4/15/2020	22.7	0	7%	68%	0.299465	24%	59%	0.0013	0.0000	0.0013
G-89727-A1	Kern	Open Hearth Fireplace	Gas Insert				TRUE	2/28/2020	4/3/2020	22.7	0	7%	68%	0.299465	31%	51%	0.0016	0.0000	0.0016
G-89734-A1	Merced	Wood-Burning Firebox	Gas Fireplace				TRUE	2/14/2020	7/2/2020	22.7	0	7%	68%	0.299465	68%	32%	0.0035	0.0000	0.0035
G-89739-A1	Kern	Open Hearth Fireplace	Gas Insert				TRUE	1/23/2020	2/27/2020	22.7	0	7%	68%	0.299465	31%	51%	0.0016	0.0000	0.0016
G-89742-A1	Fresno	Open Hearth Fireplace	Gas Insert				TRUE	1/20/2020	2/12/2020	22.7	0	7%	68%	0.299465	24%	59%	0.0013	0.0000	0.0013
G-89743-A1	San Joaquin	Open Hearth Fireplace	Gas Insert				TRUE	2/18/2020	3/12/2020	22.7	0	7%	68%	0.299465	61%	38%	0.0032	0.0000	0.0032
G-89764-A1	Kern	Wood-Burning Firebox	Gas Insert				TRUE	1/21/2020	3/12/2020	22.7	0	7%	68%	0.299465	31%	51%	0.0016	0.0000	0.0016
G-89765-A1	Kern	Wood-Burning Firebox	Gas Insert				TRUE	1/22/2020	6/26/2020	22.7	0	7%	68%	0.299465	31%	51%	0.0016	0.0000	0.0016
G-89767-A1	Kern	Wood-Burning Firebox	Gas Insert				TRUE	1/25/2020	2/12/2020	22.7	0	7%	68%	0.299465	31%	51%	0.0016	0.0000	0.0016
G-89768-A1	Madera	Open Hearth Fireplace	Certified Wood Insert	1.7		74 Non-Catalytic	FALSE	9/2/2020	9/17/2020	22.7	3.4	7%	74%	0.299465	100%	0%	0.0052	0.0001	0.0052
G-89770-A1	Kern	Open Hearth Fireplace	Gas Insert				TRUE	3/5/2020	3/24/2020	22.7	0	7%	68%	0.299465	31%	51%	0.0016	0.0000	0.0016
G-89774-A1	Kern	Non-Certified Pellet Insert	Gas Insert				TRUE	1/17/2020	2/26/2020	2.9	0	68%	68%	2.1	31%	51%	0.0014	0.0000	0.0014
G-89776-A1	Kern	Open Hearth Fireplace	Gas Insert				TRUE	2/25/2020	3/19/2020	22.7	0	7%	68%	0.299465	31%	51%	0.0016	0.0000	0.0016
G-89778-A1	Kern	Wood-Burning Firebox	Gas Insert				TRUE	1/17/2020	2/26/2020	22.7	0	7%	68%	0.299465	31%	51%	0.0016	0.0000	0.0016
G-89779-A1	Kern	Open Hearth Fireplace	Gas Insert				TRUE	4/23/2020	6/29/2020	22.7	0	7%	68%	0.299465	31%	51%	0.0016	0.0000	0.0016
G-89781-A1	Kern	Wood-Burning Firebox	Gas Insert				TRUE	2/13/2020	3/12/2020	22.7	0	7%	68%	0.299465	31%	51%	0.0016	0.0000	0.0016
G-89782-A1	Tulare	Non-Certified Wood Insert	Gas Insert				TRUE	1/20/2020	2/27/2020	29.5	0	54%	68%	2.1	53%	43%	0.0254	0.0000	0.0254
G-89784-A1	Kern	Open Hearth Fireplace	Gas Insert				TRUE	3/30/2020	4/15/2020	22.7	0	7%	68%	0.299465	31%	51%	0.0016	0.0000	0.0016
G-89792-A1	Kings	Freestanding Non-Certified Wood Stove	Freestanding Certified Wood Stove	1.3		70 Non-Catalytic	TRUE	1/24/2020	3/26/2020	29.5	2.6	54%	70%	1.16	48%	48%	0.0125	0.0010	0.0115
G-89794-A1	Kern	Open Hearth Fireplace	Gas Insert				TRUE	2/4/2020	3/19/2020	22.7	0	7%	68%	0.299465	31%	51%	0.0016	0.0000	0.0016
G-89795-A1	San Joaquin	Open Hearth Fireplace	Gas Insert				TRUE	1/21/2020	2/27/2020	22.7	0	7%	68%	0.299465	61%	38%	0.0032	0.0000	0.0032
G-89802-A1	San Joaquin	Open Hearth Fireplace	Gas Insert				TRUE	12/9/2020	12/30/2020	22.7	0	7%	68%	0.299465	61%	38%	0.0032	0.0000	0.0032
G-89806-A1	Tulare	Open Hearth Fireplace	Gas Insert				TRUE	2/1/2020	2/26/2020	22.7	0	7%	68%	0.299465	53%	43%	0.0028	0.0000	0.0028
G-89809-A1	Fresno	Wood-Burning Firebox	Gas Fireplace				TRUE	6/9/2021	7/21/2021	22.7	0	7%	68%	0.299465	24%	59%	0.0013	0.0000	0.0013
G-89816-A1	Stanislaus	Open Hearth Fireplace	Gas Insert				TRUE	1/14/2020	2/12/2020	22.7	0	7%	68%	0.299465	54%	44%	0.0028	0.0000	0.0028
G-89817-A1	Stanislaus	Open Hearth Fireplace	Gas Insert				TRUE	1/9/2020	2/11/2020	22.7	0	7%	68%	0.299465	54%	44%	0.0028	0.0000	0.0028
G-89828-A1	Fresno	Open Hearth Fireplace	Gas Insert				TRUE	2/1/2020	2/27/2020	22.7	0	7%	68%	0.299465	24%	59%	0.0013	0.0000	0.0013
G-89831-A1	Fresno	Open Hearth Fireplace	Gas Insert				TRUE	1/30/2020	4/16/2020	22.7	0	7%	68%	0.299465	24%	59%	0.0013	0.0000	0.0013
G-89832-A1	Fresno	Open Hearth Fireplace	Gas Insert				TRUE	10/26/2020	11/17/2020	22.7	0	7%	68%	0.299465	24%	59%	0.0013	0.0000	0.0013
G-89834-A1	Fresno	Wood-Burning Firebox	Gas Insert				TRUE	1/23/2020	2/12/2020	22.7	0	7%	68%	0.299465	24%	59%	0.0013	0.0000	0.0013
G-89835-A1	Fresno	Open Hearth Fireplace	Gas Insert				TRUE	1/24/2020	2/27/2020	22.7	0	7%	68%	0.299465	24%	59%	0.0013	0.0000	0.0013
G-89836-A1	Fresno	Open Hearth Fireplace	Gas Insert				TRUE	1/20/2020	2/12/2020	22.7	0	7%	68%	0.299465	24%	59%	0.0013	0.0000	0.0013
G-89838-A1	San Joaquin	Non-Certified Wood Insert	Certified Wood Insert	3.5		Non-Catalytic	TRUE	1/28/2020	2/26/2020	29.5	7	54%	68%	2.1	61%	38%	0.0290	0.0059	0.0231
G-89842-A1	Fresno	Open Hearth Fireplace	Gas Insert				TRUE	2/10/2020	3/11/2020	22.7	0	7%	68%	0.299465	24%	59%	0.0013	0.0000	0.0013
G-89845-A1	Kern	Non-Certified Wood Insert	Gas Insert				TRUE	2/5/2020	2/26/2020	29.5	0	54%	68%	2.1	31%	51%	0.0147	0.0000	0.0147
G-89847-A1	Kern	Open Hearth Fireplace	Gas Insert				TRUE	1/27/2020	2/25/2020	22.7	0	7%	68%	0.299465	31%	51%	0.0016	0.0000	0.0016
G-89849-A1	Fresno	Wood-Burning Firebox	Gas Insert				TRUE	2/16/2020	3/11/2020	22.7	0	7%	68%	0.299465	24%	59%	0.0013	0.0000	0.0013
G-89851-A1	Fresno	Open Hearth Fireplace	Gas Insert				TRUE	1/18/2020	2/11/2020	22.7	0	7%	68%	0.299465	24%	59%	0.0013	0.0000	0.0013
G-89852-A1	San Joaquin	Open Hearth Fireplace	Gas Insert				TRUE	1/21/2020	2/27/2020	22.7	0	7%	68%	0.299465	24%	59%	0.0013	0.0000	0.0013
G-89854-A1	Fresno	Non-Certified Wood Insert	Gas Insert				TRUE	2/20/2020	3/12/2020	29.5	0	54%	68%	2.1	24%	59%	0.0115	0.0000	0.0115
G-89867-A1	Fresno	Open Hearth Fireplace	Gas Insert				TRUE	2/5/2020	2/26/2020	22.7	0	7%	68%	0.299465	24%	59%	0.0013	0.0000	0.0013
G-89869-A1	Fresno	Open Hearth Fireplace	Gas Insert				TRUE	1/25/2020	2/12/2020	22.7	0	7%	68%	0.299465	24%	59%	0.0013	0.0000	0.0013
G-89870-A1	San Joaquin	Wood-Burning Firebox	Gas Insert				TRUE	1/23/2020	3/12/2020	22.7	0	7%	68%	0.299465	61%	38%	0.0032	0.0000	0.0032
G-89882-A1	San Joaquin	Wood-Burning Firebox	Gas Insert				TRUE	1/25/2020	3/12/2020	22.7	0	7%	68%	0.299465	61%	38%	0.0032	0.0000	0.0032
G-89906-A1	Kern	Open Hearth Fireplace	Gas Insert				TRUE	1/15/2020	2/11/2020	22.7	0	7%	68%	0.299465	31%	51%	0.0016	0.0000	0.0016
G-89907-A1	Fresno	Open Hearth Fireplace	Gas Insert				TRUE	1/24/2020	2/12/2020	22.7	0	7%	68%	0.299465	24%	59%	0.0013	0.0000	0.0013
G-89908-A1	Fresno	Open Hearth Fireplace	Gas Insert				TRUE	1/10/2020	2/11/2020	22.7	0	7%	68%	0.299465	24%	59%	0.0013	0.0000	0.0013
G-89913-A1	Kern	Open Hearth Fireplace	Gas Insert				TRUE	8/13/2020	8/25/2020	22.7	0	7%	68%	0.299465	31%	51%	0.0016	0.0000	0.0016
G-89923-A1	Fresno	Open Hearth Fireplace	Gas Insert				TRUE	3/11/2020	4/16/2020	22.7	0	7%	68%	0.299465	24%	59%	0.0013	0.0000	0.0013
G-89926-A1	Fresno	Open Hearth Fireplace	Gas Insert				TRUE	1/17/2020	2/11/2020	22.7	0	7%	68%	0.299465	24%	59%	0.0013	0.0000	0.0013
G-89930-A1	Tulare	Non-Certified Wood Insert	Certified Wood Insert	4.5		71 Non-Catalytic	TRUE	2/17/2020	3/11/2020	29.5	9	54%	71%	2.1	53%	43%	0.0254	0.0066	0.0189
G-89951-A1	San Joaquin	Wood-Burning Firebox	Gas Fireplace				TRUE	10/7/2020	11/2/2020	22.7	0	7%	68%	0.299465	61%	38%	0.0032	0.0000	0.0032
G-89962-A1	Tulare	Non-Certified Pellet Insert	Gas Insert				TRUE	1/21/2020	2/12/2020	2.9	0	68%	68%	2.1	53%	43%	0.0025	0.000	

SAN JOAQUIN VALLEY UNIFIED AIR POLLUTION CONTROL DISTRICT

2021 Annual Demonstration Report

August 31, 2022

Contract#	County	OldDeviceType	NewDeviceType	EmissionRating	OverallEfficiency	DeviceSubtype	PipedNatGa	InstallDate	ClaimDate	Emission Factor		Efficiency		FuelUse	Non-Curtailment %		Emissions (tpy PM2.5)		
										EF_Old	EF_New	Eff_Old	Eff_New		B_all	B_reg	Before	After	Reduction
G-90074-A1	Kern	Open Hearth Fireplace	Gas Insert				TRUE	10/8/2020	11/19/2020	22.7	0	7%	68%	0.299465	31%	51%	0.0016	0.0000	0.0016
G-90075-A1	Madera	Freestanding Non-Certified Wood Stove	Freestanding Gas Stove				FALSE	2/13/2020	3/12/2020	29.5	0	54%	68%	2.61	100%	0%	0.0593	0.0000	0.0593
G-90078-A1	Fresno	Open Hearth Fireplace	Gas Insert				TRUE	1/29/2020	2/26/2020	22.7	0	7%	68%	0.299465	24%	59%	0.0013	0.0000	0.0013
G-90084-A1	Madera	Freestanding Non-Certified Pellet Stove	Freestanding Certified Pellet Stove	1.8		Non-Catalytic	FALSE	2/28/2020	3/18/2020	2.9	3.6	68%	68%	2.61	100%	0%	0.0058	0.0072	-0.0014
G-90088-A1	Fresno	Non-Certified Wood Insert	Gas Insert				TRUE	2/5/2020	2/25/2020	29.5	0	54%	68%	2.1	24%	59%	0.0115	0.0000	0.0115
G-90090-A1	Fresno	Open Hearth Fireplace	Gas Insert				TRUE	1/29/2020	2/12/2020	22.7	0	7%	68%	0.299465	24%	59%	0.0013	0.0000	0.0013
G-90093-A1	Tulare	Non-Certified Wood Insert	Gas Insert				TRUE	1/17/2020	2/12/2020	29.5	0	54%	68%	2.1	53%	43%	0.0254	0.0000	0.0254
G-90094-A1	Fresno	Open Hearth Fireplace	Gas Insert				TRUE	1/23/2020	2/12/2020	22.7	0	7%	68%	0.299465	24%	59%	0.0013	0.0000	0.0013
G-90099-A1	Fresno	Open Hearth Fireplace	Gas Insert				TRUE	11/16/2020	12/14/2020	22.7	0	7%	68%	0.299465	24%	59%	0.0013	0.0000	0.0013
G-90102-A1	Fresno	Open Hearth Fireplace	Gas Insert				TRUE	3/19/2020	4/20/2020	22.7	0	7%	68%	0.299465	24%	59%	0.0013	0.0000	0.0013
G-90104-A1	Kern	Open Hearth Fireplace	Gas Fireplace				TRUE	2/10/2020	4/13/2020	22.7	0	7%	68%	0.299465	31%	51%	0.0016	0.0000	0.0016
G-90111-A1	Fresno	Wood-Burning Firebox	Gas Insert				TRUE	2/12/2020	3/11/2020	22.7	0	7%	68%	0.299465	24%	59%	0.0013	0.0000	0.0013
G-90114-A1	Merced	Open Hearth Fireplace	Gas Insert				TRUE	9/11/2020	9/21/2020	22.7	0	7%	68%	0.299465	68%	32%	0.0035	0.0000	0.0035
G-90115-A1	Kern	Open Hearth Fireplace	Gas Insert				TRUE	1/22/2020	2/27/2020	22.7	0	7%	68%	0.299465	31%	51%	0.0016	0.0000	0.0016
G-90117-A1	San Joaquin	Open Hearth Fireplace	Gas Fireplace				TRUE	4/26/2020	5/20/2020	22.7	0	7%	68%	0.299465	61%	38%	0.0032	0.0000	0.0032
G-90118-A1	Stanislaus	Open Hearth Fireplace	Gas Insert				TRUE	2/10/2020	3/12/2020	22.7	0	7%	68%	0.299465	54%	44%	0.0028	0.0000	0.0028
G-90121-A1	Kern	Wood-Burning Firebox	Gas Insert				TRUE	2/11/2020	4/21/2020	22.7	0	7%	68%	0.299465	31%	51%	0.0016	0.0000	0.0016
G-90125-A1	Stanislaus	Open Hearth Fireplace	Certified Wood Insert	2.6		Non-Catalytic	FALSE	1/23/2020	2/25/2020	22.7	5.2	7%	68%	0.299465	100%	0%	0.0052	0.0001	0.0051
G-90128-A1	San Joaquin	Open Hearth Fireplace	Certified Wood Insert	1.6		Non-Catalytic	TRUE	2/10/2020	3/12/2020	22.7	3.2	7%	68%	0.299465	61%	38%	0.0032	0.0001	0.0031
G-90131-A1	Kern	Open Hearth Fireplace	Gas Insert				TRUE	2/25/2020	4/20/2020	22.7	0	7%	68%	0.299465	31%	51%	0.0016	0.0000	0.0016
G-90132-A1	Fresno	Open Hearth Fireplace	Gas Insert				TRUE	3/2/2020	3/19/2020	22.7	0	7%	68%	0.299465	24%	59%	0.0013	0.0000	0.0013
G-90133-A1	Merced	Freestanding Non-Certified Pellet Stove	Freestanding Certified Wood Stove	3.6		Non-Catalytic	TRUE	1/14/2020	2/11/2020	2.9	7.2	68%	68%	2.67	68%	32%	0.0040	0.0106	-0.0066
G-90134-A1	Fresno	Non-Certified Wood Insert	Certified Wood Insert	0.58		80 Catalytic	FALSE	1/19/2020	2/12/2020	29.5	1.16	54%	80%	2.1	100%	0%	0.0477	0.0013	0.0464
G-90137-A1	Fresno	Non-Certified Wood Insert	Gas Insert				TRUE	2/24/2020	3/24/2020	29.5	0	54%	68%	2.1	24%	59%	0.0115	0.0000	0.0115
G-90138-A1	Fresno	Open Hearth Fireplace	Gas Insert				TRUE	2/15/2020	3/11/2020	22.7	0	7%	68%	0.299465	24%	59%	0.0013	0.0000	0.0013
G-90139-A1	Stanislaus	Non-Certified Pellet Insert	Certified Pellet Insert	1.1		70	FALSE	2/15/2020	3/24/2020	2.9	2.2	68%	70%	2.1	100%	0%	0.0047	0.0035	0.0012
G-90143-A1	Fresno	Open Hearth Fireplace	Gas Insert				TRUE	3/28/2020	4/13/2020	22.7	0	7%	68%	0.299465	24%	59%	0.0013	0.0000	0.0013
G-90144-A1	Fresno	Freestanding Non-Certified Pellet Stove	Freestanding Certified Wood Stove	1.9		Non-Catalytic	FALSE	1/31/2020	2/26/2020	2.9	3.8	68%	68%	2.09	100%	0%	0.0047	0.0061	-0.0014
G-90145-A1	Madera	Freestanding Non-Certified Pellet Stove	Freestanding Certified Wood Stove	2.24		73 Non-Catalytic	FALSE	2/7/2020	2/25/2020	2.9	4.48	68%	73%	2.61	100%	0%	0.0058	0.0084	-0.0026
G-90148-A1	Fresno	Open Hearth Fireplace	Gas Insert				TRUE	1/22/2020	2/27/2020	22.7	0	7%	68%	0.299465	24%	59%	0.0013	0.0000	0.0013
G-90153-A1	Tulare	Open Hearth Fireplace	Gas Insert				TRUE	1/29/2020	3/12/2020	22.7	0	7%	68%	0.299465	53%	43%	0.0028	0.0000	0.0028
G-90164-A1	Fresno	Freestanding Non-Certified Wood Stove	Freestanding Gas Stove				TRUE	3/23/2020	5/4/2020	29.5	0	54%	68%	2.09	24%	59%	0.0115	0.0000	0.0115
G-90165-A1	Fresno	Open Hearth Fireplace	Gas Insert				TRUE	1/15/2020	2/12/2020	22.7	0	7%	68%	0.299465	24%	59%	0.0013	0.0000	0.0013
G-90166-A1	Fresno	Non-Certified Wood Insert	Gas Insert				FALSE	1/31/2020	3/19/2020	29.5	0	54%	68%	2.1	100%	0%	0.0477	0.0000	0.0477
G-90167-A1	Fresno	Open Hearth Fireplace	Gas Insert				TRUE	1/29/2020	2/27/2020	22.7	0	7%	68%	0.299465	24%	59%	0.0013	0.0000	0.0013
G-90168-A1	Fresno	Open Hearth Fireplace	Gas Insert				FALSE	1/30/2020	2/12/2020	22.7	0	7%	68%	0.299465	100%	0%	0.0052	0.0000	0.0052
G-90169-A1	Fresno	Wood-Burning Firebox	Gas Insert				TRUE	1/17/2020	2/12/2020	22.7	0	7%	68%	0.299465	24%	59%	0.0013	0.0000	0.0013
G-90170-A1	Stanislaus	Open Hearth Fireplace	Gas Insert				TRUE	2/10/2020	3/12/2020	22.7	0	7%	68%	0.299465	54%	44%	0.0028	0.0000	0.0028
G-90174-A1	San Joaquin	Wood-Burning Firebox	Gas Insert				TRUE	1/12/2020	2/12/2020	22.7	0	7%	68%	0.299465	61%	38%	0.0032	0.0000	0.0032
G-90175-A1	Fresno	Open Hearth Fireplace	Gas Insert				TRUE	2/1/2020	3/11/2020	22.7	0	7%	68%	0.299465	24%	59%	0.0013	0.0000	0.0013
G-90176-A1	Fresno	Open Hearth Fireplace	Gas Insert				TRUE	1/31/2020	2/27/2020	22.7	0	7%	68%	0.299465	24%	59%	0.0013	0.0000	0.0013
G-90178-A1	Fresno	Open Hearth Fireplace	Gas Insert				TRUE	5/19/2020	6/29/2020	22.7	0	7%	68%	0.299465	24%	59%	0.0013	0.0000	0.0013
G-90180-A1	Fresno	Wood-Burning Firebox	Gas Insert				TRUE	1/16/2020	2/11/2020	22.7	0	7%	68%	0.299465	24%	59%	0.0013	0.0000	0.0013
G-90187-A1	Fresno	Open Hearth Fireplace	Gas Insert				TRUE	6/23/2020	9/16/2020	22.7	0	7%	68%	0.299465	24%	59%	0.0013	0.0000	0.0013
G-90188-A1	San Joaquin	Open Hearth Fireplace	Gas Insert				TRUE	2/19/2020	3/25/2020	22.7	0	7%	68%	0.299465	61%	38%	0.0032	0.0000	0.0032
G-90193-A1	Fresno	Non-Certified Wood Insert	Gas Insert				TRUE	1/18/2020	2/11/2020	29.5	0	54%	68%	2.1	24%	59%	0.0115	0.0000	0.0115
G-90194-A1	Merced	Freestanding Non-Certified Wood Stove	Freestanding Certified Wood Stove	3.6		Non-Catalytic	FALSE	1/14/2020	2/25/2020	29.5	7.2	54%	68%	2.67	100%	0%	0.0606	0.0118	0.0489
G-90196-A1	Fresno	Wood-Burning Firebox	Gas Insert				TRUE	1/17/2020	2/11/2020	22.7	0	7%	68%	0.299465	24%	59%	0.0013	0.0000	0.0013
G-90197-A1	Fresno	Open Hearth Fireplace	Gas Insert				TRUE	1/10/2020	1/28/2020	22.7	0	7%	68%	0.299465	24%	59%	0.0013	0.0000	0.0013
G-90219-A1	Kern	Wood-Burning Firebox	Gas Insert				TRUE	2/7/2020	7/2/2020	22.7	0	7%	68%	0.299465	31%	51%	0.0016	0.0000	0.0016
G-90220-A1	Kern	Open Hearth Fireplace	Gas Insert				TRUE	2/20/2020	3/12/2020	22.7	0	7%	68%	0.299465	31%	51%	0.0016	0.0000	0.0016
G-90225-A1	San Joaquin	Open Hearth Fireplace	Gas Insert				TRUE	2/20/2020	3/24/2020	22.7	0	7%	68%	0.299465	61%	38%	0.0032	0.0000	0.0032
G-90226-A1	Madera	Open Hearth Fireplace	Gas Insert				TRUE	2/14/2020	3/12/2020	22.7	0	7%	68%	0.299465	33%	57%	0.0017	0.0000	0.0017
G-90227-A1	Kern	Non-Certified Wood Insert	Gas Insert				TRUE	1/22/2020	3/12/2020	29.5	0	54%	68%	2.1	31%	51%	0.0147	0.0000	0.0147
G-90229-A1	Kern	Open Hearth Fireplace	Gas Insert				TRUE	1/30/2020	2/26/2020	22.7	0	7%	68%	0.299465	31%	51%	0.0016	0.0000	0.0016
G-90231-A1	San Joaquin	Open Hearth Fireplace	Gas Insert				TRUE	3/8/2020	3/24/2020	22.7	0	7%	68%	0.299465	61%	38%	0.0032	0.0000	0.0032
G-90234-A1	Fresno	Open Hearth Fireplace	Gas Insert				TRUE	2/7/2020	4/13/2020	22.7	0	7%	68%	0.299465	24%	59%	0.0013	0.0000	0.0013
G-90235-A1	Kern	Open Hearth Fireplace	Gas Insert				TRUE	2/18/2020	5/20/2020	22.7	0	7%	68%	0.299465	31%	51%	0.0016	0.0000	0.0016
G-90237-A1	Kern	Open Hearth Fireplace	Gas Insert				TRUE	2/3/2020	4/13/2020	22.7	0	7%	68%	0.299465	31%	51%	0.0016	0.0000	0.0016
G-90239-A1	Kern	Wood-Burning Firebox	Gas Insert				TRUE	2/4/2020	2/26/2020	22.7	0	7%	68%	0.299465	31%	51%	0.0016	0.0000	0.0016

SAN JOAQUIN VALLEY UNIFIED AIR POLLUTION CONTROL DISTRICT

2021 Annual Demonstration Report

August 31, 2022

Contract#	County	OldDeviceType	NewDeviceType	EmissionRating	OverallEfficiency	DeviceSubtype	PipedNatGa	InstallDate	ClaimDate	Emission Factor		Efficiency		FuelUse	Non-Curtailment %		Emissions (tpy PM2.5)		
										EF_Old	EF_New	Eff_Old	Eff_New		B_all	B_reg	Before	After	Reduction
G-90377-A1	Kern	Wood-Burning Firebox	Gas Insert				TRUE	1/15/2020	2/11/2020	22.7	0	7%	68%	0.299465	31%	51%	0.0016	0.0000	0.0016
G-90380-A1	Fresno	Open Hearth Fireplace	Gas Insert				TRUE	6/19/2020	8/6/2020	22.7	0	7%	68%	0.299465	24%	59%	0.0013	0.0000	0.0013
G-90382-A1	Kern	Open Hearth Fireplace	Gas Insert				TRUE	1/28/2020	4/1/2020	22.7	0	7%	68%	0.299465	31%	51%	0.0016	0.0000	0.0016
G-90383-A1	Kern	Open Hearth Fireplace	Gas Insert				TRUE	1/28/2020	4/1/2020	22.7	0	7%	68%	0.299465	31%	51%	0.0016	0.0000	0.0016
G-90384-A1	Kern	Open Hearth Fireplace	Gas Insert				TRUE	1/28/2020	4/1/2020	22.7	0	7%	68%	0.299465	31%	51%	0.0016	0.0000	0.0016
G-90385-A1	Kern	Open Hearth Fireplace	Gas Insert				TRUE	1/28/2020	4/1/2020	22.7	0	7%	68%	0.299465	31%	51%	0.0016	0.0000	0.0016
G-90387-A1	Fresno	Non-Certified Wood Insert	Gas Insert				TRUE	3/6/2020	3/24/2020	29.5	0	54%	68%	2.1	24%	59%	0.0115	0.0000	0.0115
G-90388-A1	Kern	Wood-Burning Firebox	Gas Insert				TRUE	1/30/2020	4/1/2020	22.7	0	7%	68%	0.299465	31%	51%	0.0016	0.0000	0.0016
G-90389-A1	Kern	Open Hearth Fireplace	Gas Insert				TRUE	1/28/2020	2/12/2020	22.7	0	7%	68%	0.299465	31%	51%	0.0016	0.0000	0.0016
G-90390-A1	Kern	Wood-Burning Firebox	Gas Insert				TRUE	1/30/2020	2/25/2020	22.7	0	7%	68%	0.299465	31%	51%	0.0016	0.0000	0.0016
G-90392-A1	Kern	Wood-Burning Firebox	Gas Insert				TRUE	2/25/2020	3/4/2020	22.7	0	7%	68%	0.299465	31%	51%	0.0016	0.0000	0.0016
G-90393-A1	Kings	Freestanding Non-Certified Wood Stove	Freestanding Certified Wood Stove	3.6		Non-Catalytic	TRUE	1/16/2020	2/25/2020	29.5	7.2	54%	68%	1.16	48%	48%	0.0125	0.0028	0.0098
G-90394-A1	Kern	Open Hearth Fireplace	Gas Insert				TRUE	2/3/2020	2/27/2020	22.7	0	7%	68%	0.299465	31%	51%	0.0016	0.0000	0.0016
G-90397-A1	Stanislaus	Non-Certified Wood Insert	Certified Pellet Insert	0.7		78 Non-Catalytic	TRUE	1/15/2020	2/11/2020	29.5	1.4	54%	78%	2.1	54%	44%	0.0258	0.0009	0.0249
G-90401-A1	Fresno	Open Hearth Fireplace	Gas Insert				TRUE	12/28/2020	1/11/2021	22.7	0	7%	68%	0.299465	24%	59%	0.0013	0.0000	0.0013
G-90421-A1	Fresno	Wood-Burning Firebox	Gas Insert				TRUE	2/25/2020	3/24/2020	22.7	0	7%	68%	0.299465	24%	59%	0.0013	0.0000	0.0013
G-90422-A1	San Joaquin	Open Hearth Fireplace	Certified Wood Insert	1.1		79 Hybrid	FALSE	2/8/2020	3/12/2020	22.7	2.2	7%	79%	0.299465	100%	0%	0.0052	0.0000	0.0052
G-90423-A1	Fresno	Wood-Burning Firebox	Gas Insert				TRUE	1/31/2020	2/27/2020	22.7	0	7%	68%	0.299465	24%	59%	0.0013	0.0000	0.0013
G-90425-A1	Fresno	Open Hearth Fireplace	Gas Insert				TRUE	7/7/2020	7/22/2020	22.7	0	7%	68%	0.299465	24%	59%	0.0013	0.0000	0.0013
G-90427-A1	Merced	Open Hearth Fireplace	Gas Insert				TRUE	3/14/2020	4/3/2020	22.7	0	7%	68%	0.299465	68%	32%	0.0035	0.0000	0.0035
G-90432-A1	San Joaquin	Open Hearth Fireplace	Certified Wood Insert	2.6		Non-Catalytic	TRUE	5/5/2020	7/22/2020	22.7	5.2	7%	68%	0.299465	61%	38%	0.0032	0.0001	0.0031
G-90433-A1	Fresno	Open Hearth Fireplace	Gas Insert				TRUE	3/21/2020	4/13/2020	22.7	0	7%	68%	0.299465	24%	59%	0.0013	0.0000	0.0013
G-90435-A1	Fresno	Open Hearth Fireplace	Gas Insert				TRUE	1/24/2020	2/12/2020	22.7	0	7%	68%	0.299465	24%	59%	0.0013	0.0000	0.0013
G-90436-A1	Fresno	Open Hearth Fireplace	Gas Insert				TRUE	2/5/2020	2/25/2020	22.7	0	7%	68%	0.299465	24%	59%	0.0013	0.0000	0.0013
G-90437-A1	Fresno	Open Hearth Fireplace	Gas Insert				TRUE	1/25/2020	3/12/2020	22.7	0	7%	68%	0.299465	24%	59%	0.0013	0.0000	0.0013
G-90438-A1	Fresno	Open Hearth Fireplace	Gas Insert				FALSE	2/27/2020	3/25/2020	22.7	0	7%	68%	0.299465	100%	0%	0.0052	0.0000	0.0052
G-90439-A1	Kern	Wood-Burning Firebox	Gas Fireplace				TRUE	1/21/2020	2/11/2020	22.7	0	7%	68%	0.299465	31%	51%	0.0016	0.0000	0.0016
G-90441-A1	San Joaquin	Open Hearth Fireplace	Gas Insert				TRUE	2/7/2020	3/11/2020	22.7	0	7%	68%	0.299465	61%	38%	0.0032	0.0000	0.0032
G-90442-A1	Madera	Open Hearth Fireplace	Gas Insert				TRUE	4/10/2020	4/20/2020	22.7	0	7%	68%	0.299465	33%	57%	0.0017	0.0000	0.0017
G-90444-A1	Fresno	Open Hearth Fireplace	Gas Insert				TRUE	10/3/2020	10/28/2020	22.7	0	7%	68%	0.299465	24%	59%	0.0013	0.0000	0.0013
G-90445-A1	Fresno	Open Hearth Fireplace	Gas Insert				TRUE	10/3/2020	10/28/2020	22.7	0	7%	68%	0.299465	24%	59%	0.0013	0.0000	0.0013
G-90447-A1	Tulare	Open Hearth Fireplace	Gas Insert				TRUE	7/25/2020	8/7/2020	22.7	0	7%	68%	0.299465	53%	43%	0.0028	0.0000	0.0028
G-90450-A1	Fresno	Non-Certified Wood Insert	Gas Insert				TRUE	6/9/2021	7/22/2021	29.5	0	54%	68%	2.1	24%	59%	0.0115	0.0000	0.0115
G-90455-A1	San Joaquin	Open Hearth Fireplace	Certified Wood Insert	4.1		Non-Catalytic	FALSE	1/27/2020	2/12/2020	22.7	8.2	7%	68%	0.299465	100%	0%	0.0052	0.0002	0.0050
G-90456-A1	Kern	Open Hearth Fireplace	Gas Insert				TRUE	2/5/2020	2/25/2020	22.7	0	7%	68%	0.299465	31%	51%	0.0016	0.0000	0.0016
G-90457-A1	Fresno	Wood-Burning Firebox	Gas Insert				TRUE	2/6/2020	2/27/2020	22.7	0	7%	68%	0.299465	24%	59%	0.0013	0.0000	0.0013
G-90459-A1	Fresno	Open Hearth Fireplace	Gas Insert				TRUE	3/5/2020	3/26/2020	22.7	0	7%	68%	0.299465	24%	59%	0.0013	0.0000	0.0013
G-90471-A1	Fresno	Open Hearth Fireplace	Gas Insert				TRUE	1/29/2020	3/11/2020	22.7	0	7%	68%	0.299465	24%	59%	0.0013	0.0000	0.0013
G-90472-A1	Tulare	Wood-Burning Firebox	Gas Insert				TRUE	1/31/2020	2/27/2020	22.7	0	7%	68%	0.299465	53%	43%	0.0028	0.0000	0.0028
G-90473-A1	Kern	Open Hearth Fireplace	Gas Insert				TRUE	3/10/2020	3/25/2020	22.7	0	7%	68%	0.299465	31%	51%	0.0016	0.0000	0.0016
G-90474-A1	Kern	Open Hearth Fireplace	Gas Insert				TRUE	2/21/2020	3/12/2020	22.7	0	7%	68%	0.299465	31%	51%	0.0016	0.0000	0.0016
G-90475-A1	Stanislaus	Open Hearth Fireplace	Gas Insert				TRUE	2/4/2020	2/26/2020	22.7	0	7%	68%	0.299465	54%	44%	0.0028	0.0000	0.0028
G-90476-A1	Kern	Open Hearth Fireplace	Gas Insert				TRUE	1/24/2020	2/27/2020	22.7	0	7%	68%	0.299465	31%	51%	0.0016	0.0000	0.0016
G-90479-A1	Fresno	Open Hearth Fireplace	Gas Insert				TRUE	6/9/2021	7/22/2021	22.7	0	7%	68%	0.299465	24%	59%	0.0013	0.0000	0.0013
G-90487-A1	Madera	Open Hearth Fireplace	Gas Insert				TRUE	3/16/2020	4/16/2020	22.7	0	7%	68%	0.299465	33%	57%	0.0017	0.0000	0.0017
G-90491-A1	Fresno	Non-Certified Wood Insert	Gas Insert				TRUE	2/28/2020	3/24/2020	29.5	0	54%	68%	2.1	24%	59%	0.0115	0.0000	0.0115
G-90495-A1	Fresno	Open Hearth Fireplace	Gas Insert				TRUE	2/4/2020	2/26/2020	22.7	0	7%	68%	0.299465	24%	59%	0.0013	0.0000	0.0013
G-90498-A1	Madera	Open Hearth Fireplace	Gas Insert				TRUE	10/28/2020	11/12/2020	22.7	0	7%	68%	0.299465	33%	57%	0.0017	0.0000	0.0017
G-90499-A1	Fresno	Open Hearth Fireplace	Gas Insert				TRUE	10/13/2020	10/27/2020	22.7	0	7%	68%	0.299465	24%	59%	0.0013	0.0000	0.0013
G-90505-A1	San Joaquin	Non-Certified Wood Insert	Gas Insert				FALSE	6/10/2020	7/6/2020	29.5	0	54%	68%	2.1	100%	0%	0.0477	0.0000	0.0477
G-90506-A1	Fresno	Open Hearth Fireplace	Gas Insert				TRUE	2/29/2020	3/19/2020	22.7	0	7%	68%	0.299465	24%	59%	0.0013	0.0000	0.0013
G-90507-A1	Fresno	Non-Certified Wood Insert	Gas Insert				TRUE	2/5/2020	3/11/2020	29.5	0	54%	68%	2.1	24%	59%	0.0115	0.0000	0.0115
G-90508-A1	San Joaquin	Wood-Burning Firebox	Gas Insert				FALSE	2/11/2020	4/3/2020	22.7	0	7%	68%	0.299465	100%	0%	0.0052	0.0000	0.0052
G-90509-A1	Tulare	Open Hearth Fireplace	Gas Insert				TRUE	1/24/2020	2/11/2020	22.7	0	7%	68%	0.299465	53%	43%	0.0028	0.0000	0.0028
G-90523-A1	Kern	Wood-Burning Firebox	Gas Insert				TRUE	3/22/2020	5/19/2020	22.7	0	7%	68%	0.299465	31%	51%	0.0016	0.0000	0.0016
G-90526-A1	Fresno	Open Hearth Fireplace	Gas Insert				TRUE	2/3/2021	2/22/2021	22.7	0	7%	68%	0.299465	24%	59%	0.0013	0.0000	0.0013
G-90529-A1	Fresno	Wood-Burning Firebox	Gas Insert				TRUE	3/12/2020	3/24/2020	22.7	0	7%	68%	0.299465	24%	59%	0.0013	0.0000	0.0013
G-90532-A1	Merced	Open Hearth Fireplace	Gas Insert				TRUE	3/12/2021	4/13/2021	22.7	0	7%	68%	0.299465	68%	32%	0.0035	0.0000	0.0035
G-90533-A1	Kings	Certified Wood Insert	Gas Insert				FALSE	1/21/2020	2/26/2020	14.5785	0	68%	68%	2.1	100%	0%	0.0236	0.0000	0.0236
G-90534-A1	Fresno	Wood-Burning Firebox	Gas Insert				TRUE	6/19/2020	7/6/2020	22.7	0	7%	68%	0.299465	24%	59%	0.0013	0.0000	0.0013
G-90536-A1	Fresno	Open Hearth Fireplace	Gas Insert				TRUE	2/8/2020	3/11/2020	22.7	0	7%	68%	0.299465	24%	59%	0.0013	0.0000	0.0013
G-90539-A1	Tulare	Open Hearth Fireplace	Gas Insert				TRUE	1/20/2020	2/12/2020	22.7	0	7%	68%	0.299465	53%	43%	0.0028	0.0000	0.0028
G-90542-A1	Stanislaus	Open Hearth Fireplace	Gas Insert				TRUE	3/9/2020	4/3/2020	22.7	0	7%	68%	0.299465	54%	44%	0.0028	0.0000	0.0028
G-90544-A1	San Joaquin	Open Hearth Fireplace	Gas Insert				FALSE	2/1/2020	2/27/2020	22.7	0	7%	68%	0.299465	100%	0%	0.0052	0.0000	0.0052
G-90546-A1	Stanislaus	Open Hearth Fireplace	Gas Insert				TRUE	2/12/2020	3/25/2020	22.7	0	7%	68%	0.299465	54%	44%	0.0028	0.0000	0.0028
G-90549-A1	Fresno	Wood-Burning Firebox	Gas Insert				TRUE	2/17/2020	3/11/2020	22.7	0	7%	68%	0.299465	24%	59%	0.0013	0.0000	0.0013
G-90550-A1	Fresno	Open Hearth Fireplace	Gas Insert				TRUE	2/19/2020	3/12/2020	22.7	0	7%	68%	0.299465	24%	59%	0.0013	0.0000	0.0013
G-90551-A1	Fresno	Wood-Burning Firebox	Gas Insert				TRUE	2/17/2020	3/19/2020	22.7	0	7%	68%	0.299465	24%	59%	0.0013	0.0000	0.0013
G-90552-A1	Fresno	Open Hearth Fireplace	Gas Insert</																

SAN JOAQUIN VALLEY UNIFIED AIR POLLUTION CONTROL DISTRICT

2021 Annual Demonstration Report

August 31, 2022

Contract#	County	OldDeviceType	NewDeviceType	EmissionRating	OverallEfficiency	DeviceSubtype	PipedNatGa	InstallDate	ClaimDate	Emission Factor		Efficiency		FuelUse	Non-Curtailment %		Emissions (tpy PM2.5)		
										EF_Old	EF_New	Eff_Old	Eff_New		B_all	B_reg	Before	After	Reduction
G-90622-A1	Tulare	Open Hearth Fireplace	Gas Insert				TRUE	2/7/2020	2/26/2020	22.7	0	7%	68%	0.299465	53%	43%	0.0028	0.0000	0.0028
G-90661-A1	Fresno	Non-Certified Wood Insert	Gas Insert				TRUE	1/21/2020	2/11/2020	29.5	0	54%	68%	2.1	24%	59%	0.0115	0.0000	0.0115
G-90662-A1	Fresno	Open Hearth Fireplace	Gas Insert				TRUE	1/25/2020	2/11/2020	22.7	0	7%	68%	0.299465	24%	59%	0.0013	0.0000	0.0013
G-90665-A1	San Joaquin	Freestanding Non-Certified Wood Stove	Freestanding Certified Pellet Stove	1		73 Non-Catalytic	TRUE	7/16/2020	8/24/2020	29.5	2	54%	73%	1.15	61%	38%	0.0159	0.0009	0.0150
G-90668-A1	Fresno	Open Hearth Fireplace	Gas Insert				FALSE	3/9/2020	5/20/2020	22.7	0	7%	68%	0.299465	100%	0%	0.0052	0.0000	0.0052
G-90670-A1	Fresno	Wood-Burning Firebox	Gas Insert				TRUE	2/28/2020	3/19/2020	22.7	0	7%	68%	0.299465	24%	59%	0.0013	0.0000	0.0013
G-90671-A1	Fresno	Open Hearth Fireplace	Gas Insert				TRUE	1/30/2020	2/11/2020	22.7	0	7%	68%	0.299465	24%	59%	0.0013	0.0000	0.0013
G-90673-A1	San Joaquin	Non-Certified Wood Insert	Gas Insert				TRUE	2/15/2020	3/10/2021	29.5	0	54%	68%	2.1	61%	38%	0.0290	0.0000	0.0290
G-90699-A1	Tulare	Freestanding Non-Certified Wood Stove	Freestanding Gas Stove				FALSE	1/29/2020	3/12/2020	29.5	0	54%	68%	2.4	100%	0%	0.0545	0.0000	0.0545
G-90704-A1	Fresno	Open Hearth Fireplace	Gas Insert				TRUE	2/7/2020	2/26/2020	22.7	0	7%	68%	0.299465	24%	59%	0.0013	0.0000	0.0013
G-90707-A1	Kern	Non-Certified Pellet Insert	Gas Insert				TRUE	11/24/2020	12/3/2020	2.9	0	68%	68%	2.1	31%	51%	0.0014	0.0000	0.0014
G-90709-A1	Fresno	Open Hearth Fireplace	Gas Insert				FALSE	8/6/2020	8/24/2020	22.7	0	7%	68%	0.299465	100%	0%	0.0052	0.0000	0.0052
G-90713-A1	Fresno	Open Hearth Fireplace	Gas Insert				TRUE	1/28/2020	2/12/2020	22.7	0	7%	68%	0.299465	24%	59%	0.0013	0.0000	0.0013
G-90715-A1	Fresno	Open Hearth Fireplace	Gas Insert				TRUE	1/30/2020	2/12/2020	22.7	0	7%	68%	0.299465	24%	59%	0.0013	0.0000	0.0013
G-90720-A1	Kern	Open Hearth Fireplace	Gas Insert				TRUE	2/20/2020	3/18/2020	22.7	0	7%	68%	0.299465	31%	51%	0.0016	0.0000	0.0016
G-90724-A1	San Joaquin	Freestanding Certified Wood Stove	Freestanding Gas Stove				FALSE	2/10/2020	3/11/2020	14.5785	0	68%	68%	1.15	100%	0%	0.0129	0.0000	0.0129
G-90727-A1	Fresno	Open Hearth Fireplace	Gas Insert				TRUE	2/26/2020	3/11/2020	22.7	0	7%	68%	0.299465	24%	59%	0.0013	0.0000	0.0013
G-90729-A1	Tulare	Wood-Burning Firebox	Gas Insert				TRUE	1/29/2020	2/11/2020	22.7	0	7%	68%	0.299465	53%	43%	0.0028	0.0000	0.0028
G-90730-A1	Kern	Open Hearth Fireplace	Gas Insert				TRUE	2/11/2020	3/12/2020	22.7	0	7%	68%	0.299465	31%	51%	0.0016	0.0000	0.0016
G-90732-A1	Fresno	Open Hearth Fireplace	Gas Insert				TRUE	2/17/2020	3/11/2020	22.7	0	7%	68%	0.299465	24%	59%	0.0013	0.0000	0.0013
G-90734-A1	Fresno	Non-Certified Wood Insert	Gas Insert				TRUE	2/7/2020	2/27/2020	29.5	0	54%	68%	2.1	24%	59%	0.0115	0.0000	0.0115
G-90736-A1	Kern	Wood-Burning Firebox	Gas Insert				TRUE	5/22/2020	6/29/2020	22.7	0	7%	68%	0.299465	31%	51%	0.0016	0.0000	0.0016
G-90738-A1	Stanislaus	Non-Certified Pellet Insert	Certified Pellet Insert	0.7		78 Non-Catalytic	TRUE	2/6/2020	2/26/2020	2.9	1.4	68%	78%	2.1	54%	44%	0.0025	0.0012	0.0013
G-90739-A1	Fresno	Open Hearth Fireplace	Gas Insert				TRUE	3/26/2020	5/19/2020	22.7	0	7%	68%	0.299465	24%	59%	0.0013	0.0000	0.0013
G-90740-A1	Fresno	Open Hearth Fireplace	Gas Insert				TRUE	2/14/2020	3/11/2020	22.7	0	7%	68%	0.299465	24%	59%	0.0013	0.0000	0.0013
G-90745-A1	Fresno	Wood-Burning Firebox	Gas Insert				TRUE	2/8/2020	2/26/2020	22.7	0	7%	68%	0.299465	24%	59%	0.0013	0.0000	0.0013
G-90748-A1	Fresno	Freestanding Non-Certified Wood Stove	Freestanding Gas Stove				TRUE	2/14/2020	3/12/2020	29.5	0	54%	68%	2.09	24%	59%	0.0115	0.0000	0.0115
G-90749-A1	Fresno	Wood-Burning Firebox	Gas Insert				TRUE	2/6/2020	2/25/2020	22.7	0	7%	68%	0.299465	24%	59%	0.0013	0.0000	0.0013
G-90751-A1	Fresno	Open Hearth Fireplace	Gas Insert				FALSE	1/28/2020	2/12/2020	22.7	0	7%	68%	0.299465	100%	0%	0.0052	0.0000	0.0052
G-90758-A1	Kings	Open Hearth Fireplace	Certified Wood Insert	2.6		Non-Catalytic	TRUE	2/22/2020	3/4/2020	22.7	5.2	7%	68%	0.299465	48%	48%	0.0025	0.0001	0.0024
G-90781-A1	Kern	Wood-Burning Firebox	Gas Insert				TRUE	8/22/2020	9/1/2020	22.7	0	7%	68%	0.299465	31%	51%	0.0016	0.0000	0.0016
G-90783-A1	Fresno	Wood-Burning Firebox	Gas Fireplace				TRUE	2/6/2020	3/12/2020	22.7	0	7%	68%	0.299465	24%	59%	0.0013	0.0000	0.0013
G-90808-A1	San Joaquin	Open Hearth Fireplace	Certified Wood Insert	1.3		70 Non-Catalytic	FALSE	3/20/2020	5/20/2020	22.7	2.6	7%	70%	0.299465	100%	0%	0.0052	0.0001	0.0052
G-90809-A1	San Joaquin	Open Hearth Fireplace	Gas Insert				TRUE	3/11/2020	3/24/2020	22.7	0	7%	68%	0.299465	61%	38%	0.0032	0.0000	0.0032
G-90810-A1	Kern	Wood-Burning Firebox	Gas Insert				TRUE	1/29/2020	2/25/2020	22.7	0	7%	68%	0.299465	31%	51%	0.0016	0.0000	0.0016
G-90811-A1	Fresno	Open Hearth Fireplace	Gas Insert				TRUE	2/12/2020	3/4/2020	22.7	0	7%	68%	0.299465	24%	59%	0.0013	0.0000	0.0013
G-90812-A1	Kern	Non-Certified Wood Insert	Gas Insert				TRUE	5/27/2020	6/29/2020	29.5	0	54%	68%	2.1	31%	51%	0.0147	0.0000	0.0147
G-90815-A1	Madera	Wood-Burning Firebox	Certified Pellet Insert	0.49		63 Non-Catalytic	FALSE	2/1/2020	2/11/2020	22.7	0.98	7%	63%	0.299465	100%	0%	0.0052	0.0000	0.0052
G-90816-A1	Madera	Wood-Burning Firebox	Gas Insert				TRUE	2/1/2020	2/11/2020	22.7	0	7%	68%	0.299465	33%	57%	0.0017	0.0000	0.0017
G-90817-A1	Madera	Freestanding Non-Certified Wood Stove	Freestanding Certified Pellet Stove	0.49		63 Non-Catalytic	FALSE	2/1/2020	2/26/2020	29.5	0.98	54%	63%	2.61	100%	0%	0.0593	0.0017	0.0576
G-90818-A1	Kern	Open Hearth Fireplace	Gas Fireplace				TRUE	4/2/2020	4/28/2020	22.7	0	7%	68%	0.299465	31%	51%	0.0016	0.0000	0.0016
G-90819-A1	Fresno	Non-Certified Wood Insert	Gas Insert				TRUE	2/6/2020	2/27/2020	29.5	0	54%	68%	2.1	24%	59%	0.0115	0.0000	0.0115
G-90834-A1	Madera	Non-Certified Wood Insert	Gas Insert				TRUE	2/15/2020	5/20/2020	29.5	0	54%	68%	2.1	33%	57%	0.0159	0.0000	0.0159
G-90839-A1	Fresno	Non-Certified Wood Insert	Gas Insert				TRUE	2/28/2020	3/24/2020	29.5	0	54%	68%	2.1	24%	59%	0.0115	0.0000	0.0115
G-90841-A1	Fresno	Wood-Burning Firebox	Gas Insert				TRUE	2/17/2020	3/11/2020	22.7	0	7%	68%	0.299465	24%	59%	0.0013	0.0000	0.0013
G-90848-A1	Fresno	Open Hearth Fireplace	Gas Insert				TRUE	3/18/2020	4/13/2020	22.7	0	7%	68%	0.299465	24%	59%	0.0013	0.0000	0.0013
G-90852-A1	Fresno	Wood-Burning Firebox	Gas Insert				TRUE	2/7/2020	3/24/2020	22.7	0	7%	68%	0.299465	24%	59%	0.0013	0.0000	0.0013
G-90854-A1	Fresno	Open Hearth Fireplace	Gas Insert				TRUE	1/29/2020	2/27/2020	22.7	0	7%	68%	0.299465	24%	59%	0.0013	0.0000	0.0013
G-90868-A1	Fresno	Open Hearth Fireplace	Gas Insert				TRUE	3/20/2020	4/20/2020	22.7	0	7%	68%	0.299465	24%	59%	0.0013	0.0000	0.0013
G-90871-A1	Fresno	Open Hearth Fireplace	Gas Insert				TRUE	1/29/2020	2/12/2020	22.7	0	7%	68%	0.299465	24%	59%	0.0013	0.0000	0.0013
G-90874-A1	Fresno	Open Hearth Fireplace	Gas Insert				TRUE	11/19/2020	12/15/2020	22.7	0	7%	68%	0.299465	24%	59%	0.0013	0.0000	0.0013
G-90877-A1	Fresno	Non-Certified Wood Insert	Freestanding Certified Pellet Stove	0.89		72 Non-Catalytic	FALSE	9/1/2020	10/20/2020	29.5	1.78	54%	72%	2.1	100%	0%	0.0477	0.0022	0.0455
G-90878-A1	Madera	Freestanding Non-Certified Wood Stove	Freestanding Certified Wood Stove	0.9		81 Catalytic	FALSE	11/2/2020	11/17/2020	29.5	1.8	54%	81%	2.61	100%	0%	0.0593	0.0024	0.0569
G-90883-A1	Fresno	Open Hearth Fireplace	Gas Insert				TRUE	3/13/2020	4/16/2020	22.7	0	7%	68%	0.299465	24%	59%	0.0013	0.0000	0.0013
G-90886-A1	Fresno	Open Hearth Fireplace	Gas Insert				TRUE	3/6/2020	3/24/2020	22.7	0	7%	68%	0.299465	24%	59%	0.0013	0.0000	0.0013
G-90887-A1	Fresno	Open Hearth Fireplace	Gas Insert				TRUE	2/5/2020	2/25/2020	22.7	0	7%	68%	0.299465	24%	59%	0.0013	0.0000	0.0013
G-90905-A1	Fresno	Open Hearth Fireplace	Gas Insert				TRUE	1/28/2020	2/12/2020	22.7	0	7%	68%	0.299465	24%	59%	0.0013	0.0000	0.0013
G-90906-A1	Kern	Wood-Burning Firebox	Gas Fireplace				TRUE	1/24/2020	2/25/2020	22.7	0	7%	68%	0.299465	31%	51%	0.0016	0.0000	0.0016
G-90908-A1	Kern	Open Hearth Fireplace	Gas Insert				TRUE	2/20/2020	6/29/2020	22.7	0	7%	68%	0.299465	31%	51%	0.0016	0.0000	0.0016
G-90909-A1	Fresno	Wood-Burning Firebox	Gas Insert				TRUE	2/6/2020	2/27/2020	22.7	0	7%	68%	0.299465	24%	59%	0.0013	0.0000	0.0013
G-90910-A1	Kern	Open Hearth Fireplace	Gas Insert				TRUE	2/7/2020	3/25/2020	22.7	0	7%	68%	0.299465	31%	51%	0.0016	0.0000	0.0016
G-90911-A1	Tulare	Open Hearth Fireplace	Certified Wood Insert	2.6		Non-Catalytic	TRUE	3/6/2020	3/19/2020	22.7	5.2	7%	68%	0.299465	53%	43%	0.0028	0.0001	0.0027
G-90912-A1	Kern	Wood-Burning Firebox	Gas Insert				TRUE	2/14/2020	3/11/2020	22.7	0	7%	68%	0.299465	31%	51%	0.0016	0.0000	0.0016
G-90913-A1	Kern	Open Hearth Fireplace	Gas Insert				TRUE	3/25/2020	4/20/2020	22.7	0	7%	68%	0.299465	31%	51%	0.0016	0.0000	0.0016
G-90914-A1	Tulare	Wood-Burning Firebox	Gas Insert				TRUE	4/10/2020	4/22/2020	22.7	0	7%	68%	0.299465	53%	43%	0.0028	0.0000	0.0028
G-90915-A1	Kings	Wood-Burning Firebox	Gas Insert				FALSE	2/14/2020	3/11/2020	22.7	0	7%	68%	0.299465	100%	0%	0.0052	0.0000	0.0052
G-90916-A1	Fresno	Open Hearth Fireplace	Gas Insert				TRUE	2/25/2020	3/18/2020	22.7	0	7%	68%	0.299465	24%	59%	0.0013	0.0000	0.0013
G-90917-A1	San Joaquin	Open Hearth Fireplace	Gas Insert				TRUE	2/20/2020	3/11/2020	22.7	0								

SAN JOAQUIN VALLEY UNIFIED AIR POLLUTION CONTROL DISTRICT

2021 Annual Demonstration Report

August 31, 2022

Contract#	County	OldDeviceType	NewDeviceType	EmissionRating	OverallEfficiency	DeviceSubtype	PipedNatGa	InstallDate	ClaimDate	Emission Factor		Efficiency		FuelUse	Non-Curtailment %		Emissions (tpy PM2.5)		
										EF_Old	EF_New	Eff_Old	Eff_New		B_all	B_reg	Before	After	Reduction
G-90981-A1	Madera	Open Hearth Fireplace	Gas Insert				TRUE	2/1/2020	2/12/2020	22.7	0	7%	68%	0.299465	33%	57%	0.0017	0.0000	0.0017
G-90982-A1	Kern	Open Hearth Fireplace	Gas Insert				TRUE	2/22/2021	3/10/2021	22.7	0	7%	68%	0.299465	31%	51%	0.0016	0.0000	0.0016
G-90983-A1	Fresno	Wood-Burning Firebox	Gas Insert				TRUE	3/12/2020	4/16/2020	22.7	0	7%	68%	0.299465	24%	59%	0.0013	0.0000	0.0013
G-90993-A1	Kern	Open Hearth Fireplace	Gas Insert				TRUE	2/1/2020	4/13/2020	22.7	0	7%	68%	0.299465	31%	51%	0.0016	0.0000	0.0016
G-90994-A1	Fresno	Open Hearth Fireplace	Gas Insert				TRUE	7/29/2020	8/17/2020	22.7	0	7%	68%	0.299465	24%	59%	0.0013	0.0000	0.0013
G-90995-A1	Fresno	Open Hearth Fireplace	Gas Insert				TRUE	2/15/2020	3/12/2020	22.7	0	7%	68%	0.299465	24%	59%	0.0013	0.0000	0.0013
G-90996-A1	Fresno	Open Hearth Fireplace	Gas Insert				TRUE	1/29/2020	2/25/2020	22.7	0	7%	68%	0.299465	24%	59%	0.0013	0.0000	0.0013
G-90997-A1	Fresno	Open Hearth Fireplace	Gas Insert				TRUE	2/15/2020	3/25/2020	22.7	0	7%	68%	0.299465	24%	59%	0.0013	0.0000	0.0013
G-90998-A1	Fresno	Open Hearth Fireplace	Gas Insert				TRUE	2/7/2020	2/27/2020	22.7	0	7%	68%	0.299465	24%	59%	0.0013	0.0000	0.0013
G-90999-A1	Fresno	Open Hearth Fireplace	Gas Insert				TRUE	2/8/2020	2/25/2020	22.7	0	7%	68%	0.299465	24%	59%	0.0013	0.0000	0.0013
G-91000-A1	Fresno	Open Hearth Fireplace	Gas Insert				TRUE	2/8/2020	2/26/2020	22.7	0	7%	68%	0.299465	24%	59%	0.0013	0.0000	0.0013
G-91001-A1	Stanislaus	Open Hearth Fireplace	Gas Insert				TRUE	1/30/2020	3/11/2020	22.7	0	7%	68%	0.299465	54%	44%	0.0028	0.0000	0.0028
G-91002-A1	Kern	Wood-Burning Firebox	Gas Insert				TRUE	1/31/2020	2/25/2020	22.7	0	7%	68%	0.299465	31%	51%	0.0016	0.0000	0.0016
G-91011-A1	Fresno	Wood-Burning Firebox	Gas Insert				TRUE	7/15/2020	8/12/2020	22.7	0	7%	68%	0.299465	24%	59%	0.0013	0.0000	0.0013
G-91012-A1	Merced	Wood-Burning Firebox	Gas Insert				TRUE	3/17/2020	4/27/2020	22.7	0	7%	68%	0.299465	68%	32%	0.0035	0.0000	0.0035
G-91013-A1	Fresno	Open Hearth Fireplace	Gas Insert				TRUE	6/2/2020	6/29/2020	22.7	0	7%	68%	0.299465	24%	59%	0.0013	0.0000	0.0013
G-91015-A1	Tulare	Non-Certified Wood Insert	Certified Wood Insert	1.1		68 Non-Catalytic	FALSE	3/12/2020	4/3/2020	29.5	2.2	54%	68%	2.1	100%	0%	0.0477	0.0028	0.0449
G-91039-A1	Kern	Open Hearth Fireplace	Gas Insert				TRUE	2/21/2020	3/12/2020	22.7	0	7%	68%	0.299465	31%	51%	0.0016	0.0000	0.0016
G-91044-A1	Fresno	Open Hearth Fireplace	Gas Insert				TRUE	3/11/2020	4/16/2020	22.7	0	7%	68%	0.299465	24%	59%	0.0013	0.0000	0.0013
G-91045-A1	San Joaquin	Open Hearth Fireplace	Certified Pellet Insert	1.5		70 Non-Catalytic	TRUE	2/5/2020	2/27/2020	22.7	3	7%	70%	0.299465	61%	38%	0.0032	0.0000	0.0031
G-91046-A1	Fresno	Open Hearth Fireplace	Gas Insert				TRUE	3/20/2020	4/21/2020	22.7	0	7%	68%	0.299465	24%	59%	0.0013	0.0000	0.0013
G-91049-A1	Kern	Open Hearth Fireplace	Gas Insert				TRUE	1/28/2020	3/12/2020	22.7	0	7%	68%	0.299465	31%	51%	0.0016	0.0000	0.0016
G-91053-A1	Fresno	Certified Wood Insert	Gas Insert				TRUE	2/10/2020	3/11/2020	14.5785	0	68%	68%	2.1	24%	59%	0.0057	0.0000	0.0057
G-91054-A1	Stanislaus	Open Hearth Fireplace	Gas Insert				TRUE	2/25/2020	3/12/2020	22.7	0	7%	68%	0.299465	54%	44%	0.0028	0.0000	0.0028
G-91056-A1	Fresno	Non-Certified Wood Insert	Gas Insert				TRUE	2/1/2020	2/27/2020	29.5	0	54%	68%	2.1	24%	59%	0.0115	0.0000	0.0115
G-91057-A1	Fresno	Non-Certified Wood Insert	Gas Insert				TRUE	2/8/2020	2/27/2020	29.5	0	54%	68%	2.1	24%	59%	0.0115	0.0000	0.0115
G-91062-A1	Stanislaus	Open Hearth Fireplace	Gas Insert				TRUE	2/19/2020	3/11/2020	22.7	0	7%	68%	0.299465	54%	44%	0.0028	0.0000	0.0028
G-91064-A1	Fresno	Open Hearth Fireplace	Gas Insert				TRUE	2/7/2020	3/12/2020	22.7	0	7%	68%	0.299465	24%	59%	0.0013	0.0000	0.0013
G-91065-A1	Fresno	Open Hearth Fireplace	Gas Insert				TRUE	2/3/2020	2/26/2020	22.7	0	7%	68%	0.299465	24%	59%	0.0013	0.0000	0.0013
G-91068-A1	Fresno	Open Hearth Fireplace	Gas Insert				TRUE	2/11/2021	7/20/2021	22.7	0	7%	68%	0.299465	24%	59%	0.0013	0.0000	0.0013
G-91075-A1	Fresno	Open Hearth Fireplace	Gas Fireplace				TRUE	3/6/2020	4/13/2020	22.7	0	7%	68%	0.299465	24%	59%	0.0013	0.0000	0.0013
G-91077-A1	Fresno	Open Hearth Fireplace	Gas Insert				TRUE	2/22/2020	3/24/2020	22.7	0	7%	68%	0.299465	24%	59%	0.0013	0.0000	0.0013
G-91080-A1	Fresno	Open Hearth Fireplace	Gas Insert				TRUE	2/7/2020	2/25/2020	22.7	0	7%	68%	0.299465	24%	59%	0.0013	0.0000	0.0013
G-91092-A1	Fresno	Open Hearth Fireplace	Gas Insert				TRUE	3/2/2020	4/1/2020	22.7	0	7%	68%	0.299465	24%	59%	0.0013	0.0000	0.0013
G-91095-A1	Kern	Open Hearth Fireplace	Gas Insert				TRUE	1/31/2020	2/25/2020	22.7	0	7%	68%	0.299465	31%	51%	0.0016	0.0000	0.0016
G-91096-A1	Fresno	Non-Certified Wood Insert	Gas Insert				TRUE	2/13/2020	2/26/2020	29.5	0	54%	68%	2.1	24%	59%	0.0115	0.0000	0.0115
G-91097-A1	Fresno	Open Hearth Fireplace	Gas Insert				TRUE	2/28/2020	3/24/2020	22.7	0	7%	68%	0.299465	24%	59%	0.0013	0.0000	0.0013
G-91098-A1	Tulare	Wood-Burning Firebox	Gas Insert				TRUE	1/31/2020	2/27/2020	22.7	0	7%	68%	0.299465	53%	43%	0.0028	0.0000	0.0028
G-91110-A1	Kern	Open Hearth Fireplace	Gas Insert				TRUE	2/3/2020	3/12/2020	22.7	0	7%	68%	0.299465	31%	51%	0.0016	0.0000	0.0016
G-91111-A1	Kern	Wood-Burning Firebox	Gas Fireplace				TRUE	2/24/2020	3/18/2020	22.7	0	7%	68%	0.299465	31%	51%	0.0016	0.0000	0.0016
G-91112-A1	Kern	Open Hearth Fireplace	Gas Insert				TRUE	2/5/2020	3/25/2020	22.7	0	7%	68%	0.299465	31%	51%	0.0016	0.0000	0.0016
G-91113-A1	Fresno	Open Hearth Fireplace	Gas Insert				TRUE	2/10/2020	3/12/2020	22.7	0	7%	68%	0.299465	24%	59%	0.0013	0.0000	0.0013
G-91114-A1	Kern	Freestanding Non-Certified Pellet Stove	Freestanding Gas Stove				TRUE	2/13/2020	2/26/2020	2.9	0	68%	68%	1.57	31%	51%	0.0011	0.0000	0.0011
G-91123-A1	Fresno	Wood-Burning Firebox	Gas Insert				TRUE	2/25/2020	4/3/2020	22.7	0	7%	68%	0.299465	24%	59%	0.0013	0.0000	0.0013
G-91124-A1	Fresno	Open Hearth Fireplace	Gas Insert				TRUE	2/19/2020	3/12/2020	22.7	0	7%	68%	0.299465	24%	59%	0.0013	0.0000	0.0013
G-91125-A1	Fresno	Wood-Burning Firebox	Gas Insert				TRUE	4/1/2020	4/20/2020	22.7	0	7%	68%	0.299465	24%	59%	0.0013	0.0000	0.0013
G-91127-A1	Fresno	Open Hearth Fireplace	Gas Insert				TRUE	4/1/2020	6/26/2020	22.7	0	7%	68%	0.299465	24%	59%	0.0013	0.0000	0.0013
G-91130-A1	Fresno	Open Hearth Fireplace	Gas Insert				TRUE	2/8/2020	2/25/2020	22.7	0	7%	68%	0.299465	24%	59%	0.0013	0.0000	0.0013
G-91131-A1	Fresno	Open Hearth Fireplace	Gas Insert				TRUE	2/29/2020	3/25/2020	22.7	0	7%	68%	0.299465	24%	59%	0.0013	0.0000	0.0013
G-91132-A1	San Joaquin	Open Hearth Fireplace	Gas Insert				TRUE	3/5/2020	3/24/2020	22.7	0	7%	68%	0.299465	61%	38%	0.0032	0.0000	0.0032
G-91134-A1	San Joaquin	Open Hearth Fireplace	Gas Insert				TRUE	5/5/2020	11/4/2020	22.7	0	7%	68%	0.299465	61%	38%	0.0032	0.0000	0.0032
G-91135-A1	San Joaquin	Open Hearth Fireplace	Gas Insert				TRUE	2/26/2020	4/3/2020	22.7	0	7%	68%	0.299465	61%	38%	0.0032	0.0000	0.0032
G-91136-A1	Fresno	Open Hearth Fireplace	Gas Insert				TRUE	4/20/2020	5/5/2020	22.7	0	7%	68%	0.299465	24%	59%	0.0013	0.0000	0.0013
G-91138-A1	Kern	Open Hearth Fireplace	Gas Insert				TRUE	2/20/2020	3/12/2020	22.7	0	7%	68%	0.299465	31%	51%	0.0016	0.0000	0.0016
G-91141-A1	Merced	Open Hearth Fireplace	Gas Insert				FALSE	2/14/2020	3/11/2020	22.7	0	7%	68%	0.299465	100%	0%	0.0052	0.0000	0.0052
G-91144-A1	Fresno	Wood-Burning Firebox	Gas Insert				TRUE	6/24/2020	7/22/2020	22.7	0	7%	68%	0.299465	24%	59%	0.0013	0.0000	0.0013
G-91146-A1	Merced	Open Hearth Fireplace	Gas Insert				TRUE	2/6/2020	2/25/2020	22.7	0	7%	68%	0.299465	68%	32%	0.0035	0.0000	0.0035
G-91149-A1	Fresno	Non-Certified Wood Insert	Gas Insert				TRUE	3/25/2020	4/20/2020	29.5	0	54%	68%	2.1	24%	59%	0.0115	0.0000	0.0115
G-91150-A1	Kern	Open Hearth Fireplace	Gas Fireplace				TRUE	5/27/2020	10/6/2020	22.7	0	7%	68%	0.299465	31%	51%	0.0016	0.0000	0.0016
G-91151-A1	Fresno	Wood-Burning Firebox	Gas Insert				TRUE	2/6/2020	2/25/2020	22.7	0	7%	68%	0.299465	24%	59%	0.0013	0.0000	0.0013
G-91152-A1	Kern	Open Hearth Fireplace	Gas Insert				TRUE	2/28/2020	3/19/2020	22.7	0	7%	68%	0.299465	31%	51%	0.0016	0.0000	0.0016
G-91163-A1	Fresno	Open Hearth Fireplace	Gas Insert				TRUE	3/7/2020	3/24/2020	22.7	0	7%	68%	0.299465	24%	59%	0.0013	0.0000	0.0013
G-91164-A1	Fresno	Open Hearth Fireplace	Gas Insert				TRUE	2/15/2020	3/12/2020	22.7	0	7%	68%	0.299465	24%	59%	0.0013	0.0000	0.0013
G-91165-A1	Fresno	Open Hearth Fireplace	Gas Insert				TRUE	4/20/2020	5/5/2020	22.7	0	7%	68%	0.299465	24%	59%	0.0013	0.0000	0.0013
G-91167-A1	Fresno	Open Hearth Fireplace	Gas Insert				TRUE	2/28/2020	3/11/2020	22.7	0	7%	68%	0.299465	24%	59%	0.0013	0.0000	0.0013
G-91168-A1	Kern	Open Hearth Fireplace	Gas Insert				TRUE	4/9/2020	4/20/2020	22.7	0	7%	68%	0.299465	31%	51%	0.0016	0.0000	0.0016
G-91174-A1	Fresno	Open Hearth Fireplace	Gas Insert				TRUE	2/27/2020	3/25/2020	22.7	0	7%	68%	0.299465	24%	59%	0.0013	0.0000	0.0013
G-91175-A1	Fresno	Wood-Burning Firebox	Gas Insert				TRUE	3/12/2020	4/16/2020	22.7	0	7%	68%	0.299465	24%	59%	0.0013	0.0000	0.0013
G-91178-A1	Fresno	Open Hearth Fireplace	Gas Insert				TRUE	2/29/2020	3/24/2020										

SAN JOAQUIN VALLEY UNIFIED AIR POLLUTION CONTROL DISTRICT

2021 Annual Demonstration Report

August 31, 2022

Contract#	County	OldDeviceType	NewDeviceType	EmissionRating	OverallEfficiency	DeviceSubtype	PipedNatGa	InstallDate	ClaimDate	Emission Factor		Efficiency		FuelUse	Non-Curtailment %		Emissions (tpy PM2.5)		
										EF_Old	EF_New	Eff_Old	Eff_New		B_all	B_reg	Before	After	Reduction
G-91241-A1	Fresno	Open Hearth Fireplace	Gas Insert				FALSE	9/2/2020	9/16/2020	22.7	0	7%	68%	0.299465	100%	0%	0.0052	0.0000	0.0052
G-91242-A1	Tulare	Open Hearth Fireplace	Gas Insert				TRUE	2/5/2020	2/25/2020	22.7	0	7%	68%	0.299465	53%	43%	0.0028	0.0000	0.0028
G-91243-A1	Fresno	Non-Certified Wood Insert	Gas Insert				TRUE	4/29/2020	5/6/2020	29.5	0	54%	68%	2.1	24%	59%	0.0115	0.0000	0.0115
G-91244-A1	Stanislaus	Freestanding Non-Certified Wood Stove	Freestanding Certified Pellet Stove	1.8		Non-Catalytic	FALSE	1/31/2020	2/27/2020	29.5	3.6	54%	68%	1.55	100%	0%	0.0352	0.0034	0.0318
G-91245-A1	Fresno	Open Hearth Fireplace	Gas Insert				TRUE	3/5/2020	3/25/2020	22.7	0	7%	68%	0.299465	24%	59%	0.0013	0.0000	0.0013
G-91246-A1	Madera	Freestanding Non-Certified Pellet Stove	Freestanding Certified Pellet Stove	0.79		73 Non-Catalytic	FALSE	7/2/2020	7/22/2020	2.9	1.58	68%	73%	2.61	100%	0%	0.0058	0.0030	0.0029
G-91248-A1	Kern	Open Hearth Fireplace	Gas Insert				TRUE	3/3/2020	3/24/2020	22.7	0	7%	68%	0.299465	31%	51%	0.0016	0.0000	0.0016
G-91249-A1	Stanislaus	Open Hearth Fireplace	Gas Insert				TRUE	2/6/2020	2/26/2020	22.7	0	7%	68%	0.299465	54%	44%	0.0028	0.0000	0.0028
G-91252-A1	Kern	Open Hearth Fireplace	Gas Insert				TRUE	2/14/2020	2/27/2020	22.7	0	7%	68%	0.299465	31%	51%	0.0016	0.0000	0.0016
G-91269-A1	Tulare	Open Hearth Fireplace	Gas Insert				FALSE	3/12/2020	5/19/2020	22.7	0	7%	68%	0.299465	100%	0%	0.0052	0.0000	0.0052
G-91273-A1	Fresno	Open Hearth Fireplace	Gas Insert				TRUE	2/10/2020	4/13/2020	22.7	0	7%	68%	0.299465	24%	59%	0.0013	0.0000	0.0013
G-91274-A1	Kings	Non-Certified Wood Insert	Gas Insert				TRUE	3/10/2020	4/20/2020	29.5	0	54%	68%	2.1	48%	48%	0.0227	0.0000	0.0227
G-91275-A1	Fresno	Wood-Burning Firebox	Gas Insert				TRUE	2/13/2020	2/27/2020	22.7	0	7%	68%	0.299465	24%	59%	0.0013	0.0000	0.0013
G-91276-A1	Fresno	Open Hearth Fireplace	Gas Insert				TRUE	4/3/2020	4/20/2020	22.7	0	7%	68%	0.299465	24%	59%	0.0013	0.0000	0.0013
G-91281-A1	Fresno	Open Hearth Fireplace	Gas Insert				TRUE	9/25/2020	10/7/2020	22.7	0	7%	68%	0.299465	24%	59%	0.0013	0.0000	0.0013
G-91284-A1	Stanislaus	Open Hearth Fireplace	Gas Insert				TRUE	2/12/2020	3/11/2020	22.7	0	7%	68%	0.299465	54%	44%	0.0028	0.0000	0.0028
G-91290-A1	Kern	Open Hearth Fireplace	Gas Insert				TRUE	2/11/2020	2/25/2020	22.7	0	7%	68%	0.299465	31%	51%	0.0016	0.0000	0.0016
G-91293-A1	Tulare	Wood-Burning Firebox	Gas Insert				TRUE	2/13/2020	2/26/2020	22.7	0	7%	68%	0.299465	53%	43%	0.0028	0.0000	0.0028
G-91297-A1	Kern	Wood-Burning Firebox	Gas Insert				TRUE	3/30/2020	4/13/2020	22.7	0	7%	68%	0.299465	31%	51%	0.0016	0.0000	0.0016
G-91298-A1	Tulare	Open Hearth Fireplace	Gas Insert				TRUE	2/3/2020	2/27/2020	22.7	0	7%	68%	0.299465	53%	43%	0.0028	0.0000	0.0028
G-91303-A1	Fresno	Wood-Burning Firebox	Gas Insert				TRUE	3/9/2020	5/5/2020	22.7	0	7%	68%	0.299465	24%	59%	0.0013	0.0000	0.0013
G-91307-A1	Madera	Wood-Burning Firebox	Gas Insert				TRUE	3/19/2020	4/13/2020	22.7	0	7%	68%	0.299465	33%	57%	0.0017	0.0000	0.0017
G-91310-A1	Madera	Open Hearth Fireplace	Certified Wood Insert	2.6		Non-Catalytic	FALSE	2/19/2020	3/4/2020	22.7	5.2	7%	68%	0.299465	100%	0%	0.0052	0.0001	0.0051
G-91313-A1	Fresno	Wood-Burning Firebox	Gas Insert				TRUE	2/15/2020	3/4/2020	22.7	0	7%	68%	0.299465	24%	59%	0.0013	0.0000	0.0013
G-91314-A1	Fresno	Open Hearth Fireplace	Gas Fireplace				TRUE	6/5/2020	6/29/2020	22.7	0	7%	68%	0.299465	24%	59%	0.0013	0.0000	0.0013
G-91319-A1	Madera	Open Hearth Fireplace	Gas Insert				TRUE	2/20/2020	3/11/2020	22.7	0	7%	68%	0.299465	33%	57%	0.0017	0.0000	0.0017
G-91324-A1	San Joaquin	Non-Certified Wood Insert	Certified Pellet Insert	1.1		Non-Catalytic	FALSE	2/18/2020	3/11/2020	29.5	2.2	54%	68%	2.1	100%	0%	0.0477	0.0028	0.0449
G-91325-A1	Fresno	Wood-Burning Firebox	Gas Insert				TRUE	3/26/2020	4/21/2020	22.7	0	7%	68%	0.299465	24%	59%	0.0013	0.0000	0.0013
G-91327-A1	Tulare	Open Hearth Fireplace	Certified Wood Insert	4.5		71 Non-Catalytic	FALSE	3/11/2020	8/12/2020	22.7	9	7%	71%	0.299465	100%	0%	0.0052	0.0002	0.0050
G-91333-A1	Stanislaus	Open Hearth Fireplace	Gas Insert				TRUE	2/19/2020	3/24/2020	22.7	0	7%	68%	0.299465	54%	44%	0.0028	0.0000	0.0028
G-91334-A1	Fresno	Open Hearth Fireplace	Gas Insert				TRUE	2/7/2020	3/24/2020	22.7	0	7%	68%	0.299465	24%	59%	0.0013	0.0000	0.0013
G-91336-A1	Kern	Wood-Burning Firebox	Gas Insert				TRUE	2/21/2020	3/11/2020	22.7	0	7%	68%	0.299465	31%	51%	0.0016	0.0000	0.0016
G-91337-A1	Fresno	Wood-Burning Firebox	Gas Insert				TRUE	2/22/2020	3/12/2020	22.7	0	7%	68%	0.299465	24%	59%	0.0013	0.0000	0.0013
G-91353-A1	Fresno	Open Hearth Fireplace	Gas Insert				TRUE	2/7/2020	2/25/2020	22.7	0	7%	68%	0.299465	24%	59%	0.0013	0.0000	0.0013
G-91357-A1	Fresno	Open Hearth Fireplace	Gas Insert				TRUE	7/6/2020	8/7/2020	22.7	0	7%	68%	0.299465	24%	59%	0.0013	0.0000	0.0013
G-91361-A1	Fresno	Wood-Burning Firebox	Gas Insert				TRUE	2/11/2020	2/27/2020	22.7	0	7%	68%	0.299465	24%	59%	0.0013	0.0000	0.0013
G-91362-A1	Fresno	Wood-Burning Firebox	Gas Insert				TRUE	2/22/2020	3/12/2020	22.7	0	7%	68%	0.299465	24%	59%	0.0013	0.0000	0.0013
G-91364-A1	Fresno	Non-Certified Wood Insert	Gas Insert				TRUE	3/31/2020	4/20/2020	29.5	0	54%	68%	2.1	24%	59%	0.0115	0.0000	0.0115
G-91365-A1	San Joaquin	Non-Certified Wood Insert	Gas Insert				TRUE	3/3/2020	3/24/2020	29.5	0	54%	68%	2.1	61%	38%	0.0290	0.0000	0.0290
G-91366-A1	Stanislaus	Open Hearth Fireplace	Certified Wood Insert	1.7		76 Catalytic	TRUE	3/12/2020	3/24/2020	22.7	3.4	7%	76%	0.299465	54%	44%	0.0028	0.0000	0.0028
G-91369-A1	Kern	Open Hearth Fireplace	Gas Insert				TRUE	3/6/2020	3/18/2020	22.7	0	7%	68%	0.299465	31%	51%	0.0016	0.0000	0.0016
G-91373-A1	Fresno	Wood-Burning Firebox	Gas Fireplace				TRUE	3/3/2020	3/25/2020	22.7	0	7%	68%	0.299465	24%	59%	0.0013	0.0000	0.0013
G-91375-A1	Fresno	Open Hearth Fireplace	Gas Insert				TRUE	10/9/2020	11/12/2020	22.7	0	7%	68%	0.299465	24%	59%	0.0013	0.0000	0.0013
G-91376-A1	Fresno	Wood-Burning Firebox	Gas Insert				TRUE	3/12/2020	4/21/2020	22.7	0	7%	68%	0.299465	24%	59%	0.0013	0.0000	0.0013
G-91378-A1	Kern	Wood-Burning Firebox	Gas Fireplace				TRUE	3/18/2020	4/3/2020	22.7	0	7%	68%	0.299465	31%	51%	0.0016	0.0000	0.0016
G-91391-A1	Tulare	Non-Certified Wood Insert	Gas Insert				TRUE	2/11/2020	2/25/2020	29.5	0	54%	68%	2.1	53%	43%	0.0254	0.0000	0.0254
G-91392-A1	Tulare	Freestanding Non-Certified Wood Stove	Freestanding Gas Stove				TRUE	2/24/2020	3/12/2020	29.5	0	54%	68%	2.4	53%	43%	0.0291	0.0000	0.0291
G-91395-A1	San Joaquin	Open Hearth Fireplace	Gas Insert				TRUE	3/2/2020	3/24/2020	22.7	0	7%	68%	0.299465	61%	38%	0.0032	0.0000	0.0032
G-91396-A1	Kern	Open Hearth Fireplace	Gas Insert				TRUE	5/21/2020	6/26/2020	22.7	0	7%	68%	0.299465	31%	51%	0.0016	0.0000	0.0016
G-91403-A1	Fresno	Open Hearth Fireplace	Gas Insert				TRUE	3/5/2020	3/24/2020	22.7	0	7%	68%	0.299465	24%	59%	0.0013	0.0000	0.0013
G-91404-A1	San Joaquin	Open Hearth Fireplace	Gas Insert				TRUE	9/10/2020	10/7/2020	22.7	0	7%	68%	0.299465	61%	38%	0.0032	0.0000	0.0032
G-91405-A1	Fresno	Open Hearth Fireplace	Gas Insert				TRUE	2/8/2021	2/23/2021	22.7	0	7%	68%	0.299465	24%	59%	0.0013	0.0000	0.0013
G-91406-A1	Fresno	Open Hearth Fireplace	Gas Insert				TRUE	2/15/2020	3/11/2020	22.7	0	7%	68%	0.299465	24%	59%	0.0013	0.0000	0.0013
G-91409-A1	Fresno	Open Hearth Fireplace	Gas Insert				TRUE	2/15/2020	3/12/2020	22.7	0	7%	68%	0.299465	24%	59%	0.0013	0.0000	0.0013
G-91410-A1	Madera	Non-Certified Wood Insert	Gas Insert				TRUE	5/2/2020	6/29/2020	29.5	0	54%	68%	2.1	33%	57%	0.0159	0.0000	0.0159
G-91426-A1	Kern	Open Hearth Fireplace	Gas Insert				TRUE	3/25/2020	4/20/2020	22.7	0	7%	68%	0.299465	31%	51%	0.0016	0.0000	0.0016
G-91428-A1	Fresno	Open Hearth Fireplace	Gas Insert				TRUE	12/27/2020	2/17/2021	22.7	0	7%	68%	0.299465	24%	59%	0.0013	0.0000	0.0013
G-91433-A1	Fresno	Open Hearth Fireplace	Gas Insert				TRUE	2/26/2020	3/19/2020	22.7	0	7%	68%	0.299465	24%	59%	0.0013	0.0000	0.0013
G-91434-A1	Stanislaus	Open Hearth Fireplace	Gas Fireplace				TRUE	3/4/2020	4/28/2020	22.7	0	7%	68%	0.299465	54%	44%	0.0028	0.0000	0.0028
G-91436-A1	Fresno	Open Hearth Fireplace	Gas Insert				TRUE	6/12/2020	8/6/2020	22.7	0	7%	68%	0.299465	24%	59%	0.0013	0.0000	0.0013
G-91438-A1	Stanislaus	Open Hearth Fireplace	Gas Insert				TRUE	2/24/2020	3/25/2020	22.7	0	7%	68%	0.299465	54%	44%	0.0028	0.0000	0.0028
G-91439-A1	Fresno	Open Hearth Fireplace	Gas Insert				TRUE	9/18/2021	10/15/2021	22.7	0	7%	68%	0.299465	24%	59%	0.0013	0.0000	0.0013
G-91441-A1	Kern	Open Hearth Fireplace	Gas Insert				TRUE	5/14/2020	6/2/2020	22.7	0	7%	68%	0.299465	31%	51%	0.0016	0.0000	0.0016
G-91442-A1	Fresno	Open Hearth Fireplace	Gas Insert				TRUE	3/24/2020	5/20/2020	22.7	0	7%	68%	0.299465	24%	59%	0.0013	0.0000	0.0013
G-91443-A1	Fresno	Open Hearth Fireplace	Gas Insert				TRUE	2/24/2020	3/12/2020	22.7	0	7%	68%	0.299465	24%	59%	0.0013	0.0000	0.0013
G-91444-A1	Fresno	Open Hearth Fireplace	Gas Insert				TRUE	2/13/2020	3/12/2020	22.7	0	7%	68%	0.299465	24%	59%	0.0013	0.0000	0.0013
G-91445-A1	Kern	Wood-Burning Firebox	Gas Insert				TRUE	2/25/2020	3/12/2020	22.7	0	7%	68%	0.299465	31%	51%	0.0016	0.0000	0.0016
G-91447-A1	Kern	Open Hearth Fireplace	Gas Insert				TRUE	3/6/2020	3/18/2020	22.7	0	7%	68%	0.299465	31%	51%	0.0016	0.0000	0.0016
G-9144																			

SAN JOAQUIN VALLEY UNIFIED AIR POLLUTION CONTROL DISTRICT

2021 Annual Demonstration Report

August 31, 2022

Contract#	County	OldDeviceType	NewDeviceType	EmissionRating	OverallEfficiency	DeviceSubtype	PipedNatGa	InstallDate	ClaimDate	Emission Factor		Efficiency		FuelUse	Non-Curtailment %		Emissions (tpy PM2.5)		
										EF_Old	EF_New	Eff_Old	Eff_New		B_all	B_reg	Before	After	Reduction
G-91555-A1	Kern	Open Hearth Fireplace	Gas Insert				TRUE	3/11/2020	3/24/2020	22.7	0	7%	68%	0.299465	31%	51%	0.0016	0.0000	0.0016
G-91582-A1	Kings	Open Hearth Fireplace	Gas Insert				TRUE	2/14/2020	3/11/2020	22.7	0	7%	68%	0.299465	48%	48%	0.0025	0.0000	0.0025
G-91588-A1	Tulare	Wood-Burning Firebox	Gas Insert				FALSE	3/9/2020	4/3/2020	22.7	0	7%	68%	0.299465	100%	0%	0.0052	0.0000	0.0052
G-91589-A1	Fresno	Wood-Burning Firebox	Gas Insert				TRUE	2/24/2020	3/12/2020	22.7	0	7%	68%	0.299465	24%	59%	0.0013	0.0000	0.0013
G-91590-A1	Merced	Open Hearth Fireplace	Gas Insert				TRUE	3/3/2020	3/24/2020	22.7	0	7%	68%	0.299465	68%	32%	0.0035	0.0000	0.0035
G-91592-A1	Fresno	Open Hearth Fireplace	Gas Insert				TRUE	2/13/2020	3/12/2020	22.7	0	7%	68%	0.299465	24%	59%	0.0013	0.0000	0.0013
G-91593-A1	Fresno	Open Hearth Fireplace	Gas Insert				TRUE	2/21/2020	3/4/2020	22.7	0	7%	68%	0.299465	24%	59%	0.0013	0.0000	0.0013
G-91595-A1	Fresno	Open Hearth Fireplace	Gas Insert				TRUE	3/1/2020	3/24/2020	22.7	0	7%	68%	0.299465	24%	59%	0.0013	0.0000	0.0013
G-91597-A1	Fresno	Open Hearth Fireplace	Gas Insert				TRUE	3/13/2020	4/3/2020	22.7	0	7%	68%	0.299465	24%	59%	0.0013	0.0000	0.0013
G-91598-A1	Fresno	Non-Certified Wood Insert	Gas Insert				TRUE	2/15/2020	3/12/2020	29.5	0	54%	68%	2.1	24%	59%	0.0115	0.0000	0.0115
G-91599-A1	Fresno	Non-Certified Wood Insert	Gas Insert				TRUE	3/31/2020	9/17/2020	29.5	0	54%	68%	2.1	24%	59%	0.0115	0.0000	0.0115
G-91601-A1	Kings	Open Hearth Fireplace	Gas Insert				TRUE	4/15/2020	5/5/2020	22.7	0	7%	68%	0.299465	48%	48%	0.0025	0.0000	0.0025
G-91602-A1	Fresno	Open Hearth Fireplace	Gas Insert				TRUE	2/12/2020	2/26/2020	22.7	0	7%	68%	0.299465	24%	59%	0.0013	0.0000	0.0013
G-91604-A1	Merced	Wood-Burning Firebox	Certified Wood Insert	2.6		Non-Catalytic	TRUE	2/11/2020	3/11/2020	22.7	5.2	7%	68%	0.299465	68%	32%	0.0035	0.0001	0.0034
G-91605-A1	Fresno	Wood-Burning Firebox	Gas Insert				TRUE	3/19/2020	4/20/2020	22.7	0	7%	68%	0.299465	24%	59%	0.0013	0.0000	0.0013
G-91608-A1	Fresno	Open Hearth Fireplace	Gas Insert				TRUE	3/9/2020	3/18/2020	22.7	0	7%	68%	0.299465	24%	59%	0.0013	0.0000	0.0013
G-91613-A1	Fresno	Open Hearth Fireplace	Gas Insert				TRUE	5/1/2020	5/19/2020	22.7	0	7%	68%	0.299465	24%	59%	0.0013	0.0000	0.0013
G-91619-A1	Kern	Open Hearth Fireplace	Gas Insert				TRUE	2/20/2020	4/15/2020	22.7	0	7%	68%	0.299465	31%	51%	0.0016	0.0000	0.0016
G-91667-A1	San Joaquin	Certified Wood Insert	Gas Insert				TRUE	3/6/2020	4/3/2020	14.5785	0	68%	68%	2.1	61%	38%	0.0143	0.0000	0.0143
G-91668-A1	Fresno	Open Hearth Fireplace	Gas Insert				TRUE	2/20/2020	3/25/2020	22.7	0	7%	68%	0.299465	24%	59%	0.0013	0.0000	0.0013
G-91669-A1	Fresno	Open Hearth Fireplace	Gas Insert				TRUE	6/3/2020	8/6/2020	22.7	0	7%	68%	0.299465	24%	59%	0.0013	0.0000	0.0013
G-91671-A2	Fresno	Open Hearth Fireplace	Certified Wood Insert	2		72 Non-Catalytic	FALSE	5/29/2020	6/29/2020	22.7	4	7%	72%	0.299465	100%	0%	0.0052	0.0001	0.0051
G-91680-A1	San Joaquin	Open Hearth Fireplace	Gas Insert				TRUE	3/7/2020	3/25/2020	22.7	0	7%	68%	0.299465	61%	38%	0.0032	0.0000	0.0032
G-91681-A1	Fresno	Certified Pellet Insert	Gas Insert				TRUE	2/29/2020	4/14/2020	2.9	0	68%	68%	2.1	24%	59%	0.0011	0.0000	0.0011
G-91683-A1	Merced	Open Hearth Fireplace	Gas Insert				TRUE	3/20/2020	4/21/2020	22.7	0	7%	68%	0.299465	68%	32%	0.0035	0.0000	0.0035
G-91688-A1	Fresno	Open Hearth Fireplace	Gas Insert				TRUE	8/2/2020	8/12/2020	22.7	0	7%	68%	0.299465	24%	59%	0.0013	0.0000	0.0013
G-91690-A1	Fresno	Open Hearth Fireplace	Gas Insert				TRUE	2/29/2020	3/24/2020	22.7	0	7%	68%	0.299465	24%	59%	0.0013	0.0000	0.0013
G-91691-A1	Stanislaus	Open Hearth Fireplace	Gas Fireplace				TRUE	2/18/2020	5/19/2020	22.7	0	7%	68%	0.299465	54%	44%	0.0028	0.0000	0.0028
G-91694-A1	Kern	Open Hearth Fireplace	Gas Insert				TRUE	2/20/2020	3/4/2020	22.7	0	7%	68%	0.299465	31%	51%	0.0016	0.0000	0.0016
G-91699-A1	Stanislaus	Open Hearth Fireplace	Certified Pellet Insert	1.3		Non-Catalytic	TRUE	2/10/2020	5/19/2020	22.7	2.6	7%	68%	0.299465	54%	44%	0.0028	0.0000	0.0028
G-91706-A1	Madera	Wood-Burning Firebox	Gas Insert				TRUE	2/19/2020	3/4/2020	22.7	0	7%	68%	0.299465	33%	57%	0.0017	0.0000	0.0017
G-91710-A1	Kern	Open Hearth Fireplace	Gas Fireplace				TRUE	11/9/2020	11/23/2020	22.7	0	7%	68%	0.299465	31%	51%	0.0016	0.0000	0.0016
G-91712-A1	Kern	Open Hearth Fireplace	Gas Insert				TRUE	2/15/2020	3/12/2020	22.7	0	7%	68%	0.299465	31%	51%	0.0016	0.0000	0.0016
G-91713-A1	Fresno	Non-Certified Pellet Insert	Gas Insert				FALSE	3/8/2020	4/20/2020	2.9	0	68%	68%	2.1	100%	0%	0.0047	0.0000	0.0047
G-91715-A1	Fresno	Certified Wood Insert	Gas Insert				TRUE	7/13/2020	8/7/2020	14.5785	0	68%	68%	2.1	24%	59%	0.0057	0.0000	0.0057
G-91716-A1	Kern	Open Hearth Fireplace	Gas Insert				FALSE	8/10/2020	9/1/2020	22.7	0	7%	68%	0.299465	100%	0%	0.0052	0.0000	0.0052
G-91719-A1	Fresno	Open Hearth Fireplace	Gas Insert				TRUE	3/2/2020	4/13/2020	22.7	0	7%	68%	0.299465	24%	59%	0.0013	0.0000	0.0013
G-91720-A1	Fresno	Open Hearth Fireplace	Gas Insert				TRUE	2/21/2020	5/6/2020	22.7	0	7%	68%	0.299465	24%	59%	0.0013	0.0000	0.0013
G-91721-A1	Fresno	Open Hearth Fireplace	Gas Insert				TRUE	2/29/2020	3/18/2020	22.7	0	7%	68%	0.299465	24%	59%	0.0013	0.0000	0.0013
G-91722-A1	Tulare	Non-Certified Wood Insert	Gas Insert				TRUE	2/17/2020	3/12/2020	29.5	0	54%	68%	2.1	53%	43%	0.0254	0.0000	0.0254
G-91723-A1	Fresno	Non-Certified Wood Insert	Gas Insert				TRUE	3/3/2020	3/25/2020	29.5	0	54%	68%	2.1	24%	59%	0.0115	0.0000	0.0115
G-91724-A1	Fresno	Open Hearth Fireplace	Gas Insert				TRUE	3/13/2020	4/3/2020	22.7	0	7%	68%	0.299465	24%	59%	0.0013	0.0000	0.0013
G-91725-A1	Fresno	Certified Wood Insert	Gas Insert				TRUE	2/18/2020	3/12/2020	14.5785	0	68%	68%	2.1	24%	59%	0.0057	0.0000	0.0057
G-91726-A1	Fresno	Freestanding Non-Certified Wood Stove	Freestanding Gas Stove				TRUE	1/19/2021	2/2/2021	29.5	0	54%	68%	2.09	24%	59%	0.0115	0.0000	0.0115
G-91727-A1	Merced	Open Hearth Fireplace	Gas Insert				FALSE	8/27/2020	9/10/2020	22.7	0	7%	68%	0.299465	100%	0%	0.0052	0.0000	0.0052
G-91755-A1	Fresno	Open Hearth Fireplace	Gas Insert				TRUE	3/12/2020	4/3/2020	22.7	0	7%	68%	0.299465	24%	59%	0.0013	0.0000	0.0013
G-91756-A1	Fresno	Open Hearth Fireplace	Gas Insert				TRUE	3/20/2020	6/2/2020	22.7	0	7%	68%	0.299465	24%	59%	0.0013	0.0000	0.0013
G-91758-A1	Tulare	Open Hearth Fireplace	Gas Insert				FALSE	2/17/2020	3/4/2020	22.7	0	7%	68%	0.299465	100%	0%	0.0052	0.0000	0.0052
G-91759-A1	Fresno	Wood-Burning Firebox	Gas Insert				TRUE	10/17/2020	11/2/2020	22.7	0	7%	68%	0.299465	24%	59%	0.0013	0.0000	0.0013
G-91760-A1	Fresno	Open Hearth Fireplace	Gas Insert				TRUE	3/7/2020	3/26/2020	22.7	0	7%	68%	0.299465	24%	59%	0.0013	0.0000	0.0013
G-91763-A1	Stanislaus	Non-Certified Wood Insert	Certified Pellet Insert	0.78		64 Non-Catalytic	FALSE	2/27/2020	3/18/2020	29.5	1.56	54%	64%	2.1	100%	0%	0.0477	0.0021	0.0456
G-91765-A1	Kings	Wood-Burning Firebox	Gas Insert				TRUE	2/20/2020	3/4/2020	22.7	0	7%	68%	0.299465	48%	48%	0.0025	0.0000	0.0025
G-91768-A1	Kings	Open Hearth Fireplace	Gas Fireplace				TRUE	2/3/2021	3/23/2021	22.7	0	7%	68%	0.299465	48%	48%	0.0025	0.0000	0.0025
G-91770-A1	Fresno	Certified Wood Insert	Gas Insert				TRUE	2/26/2020	4/20/2020	14.5785	0	68%	68%	2.1	24%	59%	0.0057	0.0000	0.0057
G-91772-A1	Merced	Open Hearth Fireplace	Gas Insert				TRUE	4/9/2020	5/20/2020	22.7	0	7%	68%	0.299465	68%	32%	0.0035	0.0000	0.0035
G-91773-A1	Fresno	Open Hearth Fireplace	Gas Insert				TRUE	2/21/2020	3/19/2020	22.7	0	7%	68%	0.299465	24%	59%	0.0013	0.0000	0.0013
G-91775-A1	Fresno	Non-Certified Wood Insert	Gas Insert				TRUE	2/22/2020	3/12/2020	29.5	0	54%	68%	2.1	24%	59%	0.0115	0.0000	0.0115
G-91777-A1	Fresno	Open Hearth Fireplace	Gas Insert				TRUE	5/12/2020	6/29/2020	22.7	0	7%	68%	0.299465	24%	59%	0.0013	0.0000	0.0013
G-91783-A1	Fresno	Open Hearth Fireplace	Gas Insert				TRUE	2/27/2020	3/24/2020	22.7	0	7%	68%	0.299465	24%	59%	0.0013	0.0000	0.0013
G-91784-A1	Fresno	Open Hearth Fireplace	Gas Insert				TRUE	3/2/2020	4/14/2020	22.7	0	7%	68%	0.299465	24%	59%	0.0013	0.0000	0.0013
G-91785-A1	Fresno	Open Hearth Fireplace	Gas Insert				TRUE	2/28/2020	4/30/2020	22.7	0	7%	68%	0.299465	24%	59%	0.0013	0.0000	0.0013
G-91794-A1	Fresno	Open Hearth Fireplace	Gas Insert				TRUE	11/9/2020	11/23/2020	22.7	0	7%	68%	0.299465	24%	59%	0.0013	0.0000	0.0013
G-91799-A1	Fresno	Open Hearth Fireplace	Gas Insert				TRUE	10/23/2020	11/12/2020	22.7	0	7%	68%	0.299465	24%	59%	0.0013	0.0000	0.0013
G-91819-A1	Stanislaus	Open Hearth Fireplace	Gas Fireplace				TRUE	3/4/2020	7/22/2020	22.7	0	7%	68%	0.299465	54%	44%	0.0028	0.0000	0.0028
G-91821-A1	Fresno	Open Hearth Fireplace	Gas Insert				TRUE	3/6/2020	4/21/2020	22.7	0	7%	68%	0.299465	24%	59%	0.0013	0.0000	0.0013
G-91822-A1	Tulare	Wood-Burning Firebox	Gas Insert				TRUE	2/28/2020	3/12/2020	22.7	0	7%	68%	0.299465	53%	43%	0.0028	0.0000	0.0028
G-91824-A1	Tulare	Open Hearth Fireplace	Gas Insert				TRUE	9/17/2020	10/6/2020	22.7	0	7%	68%	0.299465	53%	43%	0.0028	0.0000	0.0028
G-91825-A1	Tulare	Open Hearth Fireplace	Gas Insert				TRUE	2/17/2020	3/11/2020	22.7	0	7%	68%	0.299465	53%	43%	0.0028	0.0000	0.0028
G-91827-A1	Kern	Wood-Burning Firebox	Gas Insert				TRUE	2/28/2020											

SAN JOAQUIN VALLEY UNIFIED AIR POLLUTION CONTROL DISTRICT

2021 Annual Demonstration Report

August 31, 2022

Contract#	County	OldDeviceType	NewDeviceType	EmissionRating	OverallEfficiency	DeviceSubtype	PipedNatGa	InstallDate	ClaimDate	Emission Factor		Efficiency		FuelUse	Non-Curtailment %		Emissions (tpy PM2.5)		
										EF_Old	EF_New	Eff_Old	Eff_New		B_all	B_reg	Before	After	Reduction
G-91883-A1	Fresno	Wood-Burning Firebox	Gas Insert				TRUE	4/22/2020	5/20/2020	22.7	0	7%	68%	0.299465	24%	59%	0.0013	0.0000	0.0013
G-91885-A1	Kern	Open Hearth Fireplace	Gas Insert				TRUE	9/1/2020	9/16/2020	22.7	0	7%	68%	0.299465	31%	51%	0.0016	0.0000	0.0016
G-91888-A1	Fresno	Open Hearth Fireplace	Gas Insert				TRUE	4/23/2020	5/20/2020	22.7	0	7%	68%	0.299465	24%	59%	0.0013	0.0000	0.0013
G-91915-A1	Kern	Open Hearth Fireplace	Gas Insert				TRUE	3/29/2020	4/15/2020	22.7	0	7%	68%	0.299465	31%	51%	0.0016	0.0000	0.0016
G-91916-A1	Kern	Open Hearth Fireplace	Gas Insert				TRUE	3/30/2020	4/20/2020	22.7	0	7%	68%	0.299465	31%	51%	0.0016	0.0000	0.0016
G-91921-A1	Tulare	Wood-Burning Firebox	Gas Insert				TRUE	3/2/2020	3/25/2020	22.7	0	7%	68%	0.299465	53%	43%	0.0028	0.0000	0.0028
G-91934-A1	Fresno	Freestanding Non-Certified Pellet Stove	Gas Fireplace				FALSE	3/5/2020	3/12/2020	2.9	0	68%	68%	2.09	100%	0%	0.0047	0.0000	0.0047
G-91937-A1	Fresno	Open Hearth Fireplace	Gas Insert				TRUE	11/4/2020	2/24/2021	22.7	0	7%	68%	0.299465	24%	59%	0.0013	0.0000	0.0013
G-91941-A1	Tulare	Open Hearth Fireplace	Gas Insert				TRUE	2/20/2020	3/12/2020	22.7	0	7%	68%	0.299465	53%	43%	0.0028	0.0000	0.0028
G-91942-A1	San Joaquin	Open Hearth Fireplace	Gas Insert				TRUE	2/26/2020	4/20/2020	22.7	0	7%	68%	0.299465	61%	38%	0.0032	0.0000	0.0032
G-91945-A1	Fresno	Open Hearth Fireplace	Gas Insert				TRUE	2/29/2020	4/3/2020	22.7	0	7%	68%	0.299465	24%	59%	0.0013	0.0000	0.0013
G-91946-A1	Fresno	Open Hearth Fireplace	Gas Insert				TRUE	2/18/2020	3/19/2020	22.7	0	7%	68%	0.299465	24%	59%	0.0013	0.0000	0.0013
G-91948-A1	Fresno	Open Hearth Fireplace	Gas Insert				TRUE	3/5/2020	3/26/2020	22.7	0	7%	68%	0.299465	24%	59%	0.0013	0.0000	0.0013
G-91954-A1	Fresno	Wood-Burning Firebox	Gas Fireplace				TRUE	9/14/2020	10/8/2020	22.7	0	7%	68%	0.299465	24%	59%	0.0013	0.0000	0.0013
G-91957-A1	Stanislaus	Wood-Burning Firebox	Gas Fireplace				TRUE	7/20/2020	8/7/2020	22.7	0	7%	68%	0.299465	54%	44%	0.0028	0.0000	0.0028
G-91961-A1	Madera	Open Hearth Fireplace	Certified Pellet Insert	0.49		63 Non-Catalytic	FALSE	6/13/2020	6/29/2020	22.7	0.98	7%	63%	0.299465	100%	0%	0.0052	0.0000	0.0052
G-91962-A1	Madera	Wood-Burning Firebox	Certified Pellet Insert	2.1		Non-Catalytic	FALSE	3/5/2020	3/18/2020	22.7	4.2	7%	68%	0.299465	100%	0%	0.0052	0.0001	0.0051
G-91972-A1	Fresno	Open Hearth Fireplace	Gas Insert				TRUE	3/3/2020	3/24/2020	22.7	0	7%	68%	0.299465	24%	59%	0.0013	0.0000	0.0013
G-91975-A1	Stanislaus	Open Hearth Fireplace	Gas Insert				TRUE	3/6/2020	3/24/2020	22.7	0	7%	68%	0.299465	54%	44%	0.0028	0.0000	0.0028
G-91994-A1	Tulare	Freestanding Non-Certified Wood Stove	Freestanding Gas Stove				FALSE	3/4/2020	5/20/2020	29.5	0	54%	68%	2.4	100%	0%	0.0545	0.0000	0.0545
G-92003-A1	Kern	Wood-Burning Firebox	Gas Insert				FALSE	3/20/2020	4/20/2020	22.7	0	7%	68%	0.299465	100%	0%	0.0052	0.0000	0.0052
G-92004-A1	Kern	Open Hearth Fireplace	Gas Insert				TRUE	5/20/2020	6/29/2020	22.7	0	7%	68%	0.299465	31%	51%	0.0016	0.0000	0.0016
G-92007-A1	Kern	Open Hearth Fireplace	Gas Insert				TRUE	2/29/2020	3/12/2020	22.7	0	7%	68%	0.299465	31%	51%	0.0016	0.0000	0.0016
G-92010-A1	Fresno	Open Hearth Fireplace	Gas Insert				TRUE	2/26/2020	3/4/2020	22.7	0	7%	68%	0.299465	24%	59%	0.0013	0.0000	0.0013
G-92022-A1	Fresno	Open Hearth Fireplace	Gas Insert				TRUE	7/20/2020	8/12/2020	22.7	0	7%	68%	0.299465	24%	59%	0.0013	0.0000	0.0013
G-92025-A1	Fresno	Wood-Burning Firebox	Gas Insert				TRUE	2/25/2020	3/19/2020	22.7	0	7%	68%	0.299465	24%	59%	0.0013	0.0000	0.0013
G-92027-A1	Tulare	Non-Certified Wood Insert	Gas Insert				TRUE	3/3/2020	3/24/2020	29.5	0	54%	68%	2.1	53%	43%	0.0254	0.0000	0.0254
G-92028-A1	Fresno	Wood-Burning Firebox	Gas Insert				TRUE	9/2/2020	9/21/2020	22.7	0	7%	68%	0.299465	24%	59%	0.0013	0.0000	0.0013
G-92029-A1	Fresno	Open Hearth Fireplace	Gas Insert				TRUE	3/15/2020	5/5/2020	22.7	0	7%	68%	0.299465	24%	59%	0.0013	0.0000	0.0013
G-92030-A1	Tulare	Open Hearth Fireplace	Certified Wood Insert	2.6		Non-Catalytic	TRUE	2/28/2020	3/12/2020	22.7	5.2	7%	68%	0.299465	53%	43%	0.0028	0.0001	0.0027
G-92031-A1	Tulare	Non-Certified Wood Insert	Gas Insert				TRUE	3/4/2020	3/24/2020	29.5	0	54%	68%	2.1	53%	43%	0.0254	0.0000	0.0254
G-92033-A1	Tulare	Wood-Burning Firebox	Gas Insert				TRUE	2/27/2020	3/11/2020	22.7	0	7%	68%	0.299465	53%	43%	0.0028	0.0000	0.0028
G-92034-A1	Fresno	Wood-Burning Firebox	Gas Insert				TRUE	4/1/2020	4/20/2020	22.7	0	7%	68%	0.299465	24%	59%	0.0013	0.0000	0.0013
G-92038-A1	Fresno	Wood-Burning Firebox	Gas Insert				TRUE	12/15/2020	1/8/2021	22.7	0	7%	68%	0.299465	24%	59%	0.0013	0.0000	0.0013
G-92039-A1	Stanislaus	Open Hearth Fireplace	Certified Pellet Insert	0.78		64 Non-Catalytic	FALSE	4/22/2020	5/5/2020	22.7	1.56	7%	64%	0.299465	100%	0%	0.0052	0.0000	0.0052
G-92042-A1	San Joaquin	Open Hearth Fireplace	Gas Insert				TRUE	4/4/2020	4/20/2020	22.7	0	7%	68%	0.299465	61%	38%	0.0032	0.0000	0.0032
G-92045-A1	Stanislaus	Open Hearth Fireplace	Certified Wood Insert	1.8		71 Non-Catalytic	FALSE	3/5/2020	5/20/2020	22.7	3.6	7%	71%	0.299465	100%	0%	0.0052	0.0001	0.0052
G-92049-A1	Merced	Non-Certified Wood Insert	Gas Insert				TRUE	3/12/2020	9/1/2020	29.5	0	54%	68%	2.1	68%	32%	0.0322	0.0000	0.0322
G-92051-A1	Fresno	Wood-Burning Firebox	Gas Insert				TRUE	4/8/2020	5/5/2020	22.7	0	7%	68%	0.299465	24%	59%	0.0013	0.0000	0.0013
G-92052-A1	Fresno	Open Hearth Fireplace	Gas Insert				TRUE	2/29/2020	3/25/2020	22.7	0	7%	68%	0.299465	24%	59%	0.0013	0.0000	0.0013
G-92055-A1	Fresno	Wood-Burning Firebox	Gas Insert				TRUE	3/11/2020	4/14/2020	22.7	0	7%	68%	0.299465	24%	59%	0.0013	0.0000	0.0013
G-92058-A1	Madera	Wood-Burning Firebox	Gas Insert				TRUE	3/19/2020	4/16/2020	22.7	0	7%	68%	0.299465	33%	57%	0.0017	0.0000	0.0017
G-92068-A1	Fresno	Open Hearth Fireplace	Gas Insert				TRUE	11/20/2020	2/2/2021	22.7	0	7%	68%	0.299465	24%	59%	0.0013	0.0000	0.0013
G-92069-A1	Fresno	Wood-Burning Firebox	Gas Insert				TRUE	3/3/2020	3/19/2020	22.7	0	7%	68%	0.299465	24%	59%	0.0013	0.0000	0.0013
G-92071-A1	Fresno	Wood-Burning Firebox	Gas Insert				TRUE	6/7/2020	7/22/2020	22.7	0	7%	68%	0.299465	24%	59%	0.0013	0.0000	0.0013
G-92072-A1	San Joaquin	Open Hearth Fireplace	Certified Wood Insert	1.8		71 Non-Catalytic	TRUE	2/26/2020	4/20/2020	22.7	3.6	7%	71%	0.299465	61%	38%	0.0032	0.0001	0.0031
G-92073-A1	Kern	Open Hearth Fireplace	Gas Insert				TRUE	1/22/2021	2/8/2021	22.7	0	7%	68%	0.299465	31%	51%	0.0016	0.0000	0.0016
G-92074-A1	Madera	Freestanding Non-Certified Wood Stove	Freestanding Gas Stove				FALSE	5/4/2020	5/21/2020	29.5	0	54%	68%	2.61	100%	0%	0.0593	0.0000	0.0593
G-92075-A1	Fresno	Certified Wood Insert	Gas Insert				TRUE	4/1/2020	5/5/2020	14.5785	0	68%	68%	2.1	24%	59%	0.0057	0.0000	0.0057
G-92076-A1	Fresno	Open Hearth Fireplace	Gas Insert				TRUE	3/5/2020	3/25/2020	22.7	0	7%	68%	0.299465	24%	59%	0.0013	0.0000	0.0013
G-92078-A1	San Joaquin	Open Hearth Fireplace	Gas Insert				TRUE	3/2/2020	3/24/2020	22.7	0	7%	68%	0.299465	61%	38%	0.0032	0.0000	0.0032
G-92083-A1	Fresno	Open Hearth Fireplace	Gas Insert				TRUE	3/23/2020	4/13/2020	22.7	0	7%	68%	0.299465	24%	59%	0.0013	0.0000	0.0013
G-92084-A1	Madera	Open Hearth Fireplace	Gas Insert				TRUE	4/21/2020	5/5/2020	22.7	0	7%	68%	0.299465	33%	57%	0.0017	0.0000	0.0017
G-92101-A1	Fresno	Open Hearth Fireplace	Gas Insert				TRUE	3/13/2020	4/13/2020	22.7	0	7%	68%	0.299465	24%	59%	0.0013	0.0000	0.0013
G-92107-A1	Kern	Open Hearth Fireplace	Gas Insert				TRUE	6/25/2020	8/6/2020	22.7	0	7%	68%	0.299465	31%	51%	0.0016	0.0000	0.0016
G-92110-A1	Fresno	Wood-Burning Firebox	Gas Insert				TRUE	7/16/2020	8/7/2020	22.7	0	7%	68%	0.299465	24%	59%	0.0013	0.0000	0.0013
G-92114-A1	Tulare	Open Hearth Fireplace	Certified Wood Insert	1.5		69 Non-Catalytic	FALSE	12/1/2020	12/16/2020	22.7	3	7%	69%	0.299465	100%	0%	0.0052	0.0001	0.0052
G-92115-A1	Kern	Open Hearth Fireplace	Gas Insert				TRUE	2/24/2020	4/15/2020	22.7	0	7%	68%	0.299465	31%	51%	0.0016	0.0000	0.0016
G-92118-A1	Fresno	Wood-Burning Firebox	Gas Insert				TRUE	4/10/2020	4/27/2020	22.7	0	7%	68%	0.299465	24%	59%	0.0013	0.0000	0.0013
G-92119-A1	Fresno	Open Hearth Fireplace	Gas Insert				TRUE	7/8/2020	8/6/2020	22.7	0	7%	68%	0.299465	24%	59%	0.0013	0.0000	0.0013
G-92120-A1	Fresno	Open Hearth Fireplace	Gas Insert				TRUE	3/12/2020	3/24/2020	22.7	0	7%	68%	0.299465	24%	59%	0.0013	0.0000	0.0013
G-92121-A1	Kern	Open Hearth Fireplace	Gas Insert				TRUE	3/9/2020	3/24/2020	22.7	0	7%	68%	0.299465	31%	51%	0.0016	0.0000	0.0016
G-92122-A1	Fresno	Open Hearth Fireplace	Gas Insert				TRUE	3/19/2020	4/13/2020	22.7	0	7%	68%	0.299465	24%	59%	0.0013	0.0000	0.0013
G-92123-A1	Tulare	Open Hearth Fireplace	Gas Insert				TRUE	2/27/2020	3/12/2020	22.7	0	7%	68%	0.299465	53%	43%	0.0028	0.0000	0.0028
G-92125-A1	Kern	Open Hearth Fireplace	Gas Insert				TRUE	3/9/2020	3/24/2020	22.7	0	7%	68%	0.299465	31%	51%	0.0016	0.0000	0.0016
G-92127-A1	Kern	Wood-Burning Firebox	Gas Insert				TRUE	2/26/2020	3/24/2020	22.7	0	7%	68%	0.299465	31%	51%	0.0016	0.0000	0.0016
G-92130-A1	Madera	Freestanding Non-Certified Wood Stove	Freestanding Certified Wood Stove	1.6		73 Non-Catalytic	FALSE	4/1/2020	4/21/2020	29.5	3.2	54%	73%	2.61	100%	0%	0.0593	0.0048	0.0545
G-92131-A1	Fresno	Open Hearth Fireplace	Gas Insert				TRUE	4/7/2020	4/22/2020	22.7	0	7%	68%	0.299465	24%	59%	0.0013		

SAN JOAQUIN VALLEY UNIFIED AIR POLLUTION CONTROL DISTRICT

2021 Annual Demonstration Report

August 31, 2022

Contract#	County	OldDeviceType	NewDeviceType	EmissionRating	OverallEfficiency	DeviceSubtype	PipedNatGa	InstallDate	ClaimDate	Emission Factor		Efficiency		FuelUse	Non-Curtailment %		Emissions (tpy PM2.5)		
										EF_Old	EF_New	Eff_Old	Eff_New		B_all	B_reg	Before	After	Reduction
G-92284-A1	Fresno	Open Hearth Fireplace	Gas Insert				TRUE	3/5/2020	4/21/2020	22.7	0	7%	68%	0.299465	24%	59%	0.0013	0.0000	0.0013
G-92288-A1	Fresno	Open Hearth Fireplace	Gas Fireplace				TRUE	3/25/2021	4/13/2021	22.7	0	7%	68%	0.299465	24%	59%	0.0013	0.0000	0.0013
G-92293-A1	Kern	Open Hearth Fireplace	Gas Insert				TRUE	3/4/2020	3/12/2020	22.7	0	7%	68%	0.299465	31%	51%	0.0016	0.0000	0.0016
G-92294-A1	Kern	Wood-Burning Firebox	Gas Insert				TRUE	3/2/2020	3/11/2020	22.7	0	7%	68%	0.299465	31%	51%	0.0016	0.0000	0.0016
G-92295-A1	Fresno	Open Hearth Fireplace	Gas Insert				TRUE	3/30/2020	4/20/2020	22.7	0	7%	68%	0.299465	24%	59%	0.0013	0.0000	0.0013
G-92296-A1	Fresno	Open Hearth Fireplace	Gas Insert				TRUE	4/1/2020	4/20/2020	22.7	0	7%	68%	0.299465	24%	59%	0.0013	0.0000	0.0013
G-92297-A1	Kern	Open Hearth Fireplace	Gas Insert				TRUE	4/20/2020	5/20/2020	22.7	0	7%	68%	0.299465	31%	51%	0.0016	0.0000	0.0016
G-92298-A1	Fresno	Open Hearth Fireplace	Gas Insert				TRUE	4/8/2020	6/2/2020	22.7	0	7%	68%	0.299465	24%	59%	0.0013	0.0000	0.0013
G-92321-A1	Tulare	Open Hearth Fireplace	Gas Insert				TRUE	3/3/2020	3/25/2020	22.7	0	7%	68%	0.299465	53%	43%	0.0028	0.0000	0.0028
G-92322-A1	Fresno	Open Hearth Fireplace	Gas Insert				TRUE	4/20/2020	5/20/2020	22.7	0	7%	68%	0.299465	24%	59%	0.0013	0.0000	0.0013
G-92324-A1	Fresno	Open Hearth Fireplace	Gas Insert				TRUE	8/19/2020	9/1/2020	22.7	0	7%	68%	0.299465	24%	59%	0.0013	0.0000	0.0013
G-92329-A1	Fresno	Open Hearth Fireplace	Gas Insert				TRUE	3/14/2020	4/3/2020	22.7	0	7%	68%	0.299465	24%	59%	0.0013	0.0000	0.0013
G-92331-A1	Kern	Freestanding Non-Certified Wood Stove	Freestanding Gas Stove				TRUE	5/10/2020	7/6/2020	29.5	0	54%	68%	1.57	31%	51%	0.0110	0.0000	0.0110
G-92348-A1	San Joaquin	Certified Pellet Insert	Gas Fireplace				FALSE	4/28/2020	7/6/2020	2.9	0	68%	68%	2.1	100%	0%	0.0047	0.0000	0.0047
G-92351-A1	Kern	Wood-Burning Firebox	Gas Insert				TRUE	4/5/2020	4/15/2020	22.7	0	7%	68%	0.299465	31%	51%	0.0016	0.0000	0.0016
G-92353-A1	Kern	Open Hearth Fireplace	Gas Insert				TRUE	3/18/2020	4/1/2020	22.7	0	7%	68%	0.299465	31%	51%	0.0016	0.0000	0.0016
G-92354-A1	Fresno	Wood-Burning Firebox	Gas Insert				TRUE	3/7/2020	3/25/2020	22.7	0	7%	68%	0.299465	24%	59%	0.0013	0.0000	0.0013
G-92361-A1	Fresno	Non-Certified Wood Insert	Gas Insert				FALSE	4/29/2020	5/20/2020	29.5	0	54%	68%	2.1	100%	0%	0.0477	0.0000	0.0477
G-92366-A1	Kern	Open Hearth Fireplace	Gas Insert				TRUE	8/7/2020	8/24/2020	22.7	0	7%	68%	0.299465	31%	51%	0.0016	0.0000	0.0016
G-92371-A1	Fresno	Open Hearth Fireplace	Gas Insert				TRUE	9/30/2020	2/2/2021	22.7	0	7%	68%	0.299465	24%	59%	0.0013	0.0000	0.0013
G-92373-A1	Fresno	Wood-Burning Firebox	Gas Insert				TRUE	6/9/2020	6/29/2020	22.7	0	7%	68%	0.299465	24%	59%	0.0013	0.0000	0.0013
G-92375-A1	Fresno	Wood-Burning Firebox	Gas Insert				TRUE	7/11/2020	8/24/2020	22.7	0	7%	68%	0.299465	24%	59%	0.0013	0.0000	0.0013
G-92376-A1	Fresno	Wood-Burning Firebox	Gas Insert				TRUE	3/20/2020	4/16/2020	22.7	0	7%	68%	0.299465	24%	59%	0.0013	0.0000	0.0013
G-92378-A1	Tulare	Open Hearth Fireplace	Certified Wood Insert	4.5		71 Non-Catalytic	TRUE	5/2/2020	6/29/2020	22.7	9	7%	71%	0.299465	53%	43%	0.0028	0.0001	0.0027
G-92379-A1	Kern	Open Hearth Fireplace	Gas Insert				TRUE	3/23/2020	4/20/2020	22.7	0	7%	68%	0.299465	31%	51%	0.0016	0.0000	0.0016
G-92381-A1	Madera	Freestanding Non-Certified Wood Stove	Freestanding Certified Wood Stove	1.6		Non-Catalytic	FALSE	3/27/2020	4/15/2020	29.5	3.2	54%	68%	2.61	100%	0%	0.0593	0.0051	0.0542
G-92382-A1	Fresno	Open Hearth Fireplace	Gas Insert				TRUE	4/8/2020	4/20/2020	22.7	0	7%	68%	0.299465	24%	59%	0.0013	0.0000	0.0013
G-92385-A1	Fresno	Open Hearth Fireplace	Gas Insert				TRUE	7/10/2020	8/17/2020	22.7	0	7%	68%	0.299465	24%	59%	0.0013	0.0000	0.0013
G-92389-A1	San Joaquin	Open Hearth Fireplace	Gas Fireplace				TRUE	6/5/2020	9/16/2020	22.7	0	7%	68%	0.299465	61%	38%	0.0032	0.0000	0.0032
G-92390-A2	Fresno	Open Hearth Fireplace	Gas Insert				TRUE	4/8/2021	5/3/2021	22.7	0	7%	68%	0.299465	24%	59%	0.0013	0.0000	0.0013
G-92392-A1	Fresno	Wood-Burning Firebox	Gas Insert				TRUE	3/25/2020	4/20/2020	22.7	0	7%	68%	0.299465	24%	59%	0.0013	0.0000	0.0013
G-92426-A1	Fresno	Open Hearth Fireplace	Gas Insert				TRUE	6/23/2020	7/22/2020	22.7	0	7%	68%	0.299465	24%	59%	0.0013	0.0000	0.0013
G-92442-A1	Fresno	Open Hearth Fireplace	Gas Insert				TRUE	3/13/2020	4/3/2020	22.7	0	7%	68%	0.299465	24%	59%	0.0013	0.0000	0.0013
G-92444-A1	Fresno	Open Hearth Fireplace	Gas Insert				TRUE	7/29/2020	8/12/2020	22.7	0	7%	68%	0.299465	24%	59%	0.0013	0.0000	0.0013
G-92445-A1	Merced	Open Hearth Fireplace	Certified Wood Insert	2.6		Non-Catalytic	TRUE	3/10/2020	3/24/2020	22.7	5.2	7%	68%	0.299465	68%	32%	0.0035	0.0001	0.0034
G-92448-A1	Fresno	Non-Certified Pellet Insert	Certified Pellet Insert	1.1		76 Non-Catalytic	FALSE	9/17/2020	1/5/2021	2.9	2.2	68%	76%	2.1	100%	0%	0.0047	0.0032	0.0015
G-92474-A1	Tulare	Non-Certified Wood Insert	Gas Insert				TRUE	12/11/2020	12/30/2020	29.5	0	54%	68%	2.1	53%	43%	0.0254	0.0000	0.0254
G-92479-A2	Fresno	Open Hearth Fireplace	Gas Insert				TRUE	6/16/2021	8/24/2021	22.7	0	7%	68%	0.299465	24%	59%	0.0013	0.0000	0.0013
G-92484-A1	Kern	Wood-Burning Firebox	Gas Fireplace				TRUE	7/10/2020	8/6/2020	22.7	0	7%	68%	0.299465	31%	51%	0.0016	0.0000	0.0016
G-92486-A1	Kern	Open Hearth Fireplace	Gas Insert				TRUE	3/10/2020	3/24/2020	22.7	0	7%	68%	0.299465	31%	51%	0.0016	0.0000	0.0016
G-92495-A1	Fresno	Open Hearth Fireplace	Gas Insert				TRUE	7/9/2020	8/12/2020	22.7	0	7%	68%	0.299465	24%	59%	0.0013	0.0000	0.0013
G-92497-A1	Kern	Freestanding Non-Certified Wood Stove	Freestanding Certified Wood Stove	1		70 Non-Catalytic	FALSE	5/12/2020	6/29/2020	29.5	2	54%	70%	1.57	100%	0%	0.0357	0.0019	0.0338
G-92500-A1	San Joaquin	Freestanding Non-Certified Wood Stove	Freestanding Gas Stove				TRUE	3/5/2020	4/20/2020	29.5	0	54%	68%	1.15	61%	38%	0.0159	0.0000	0.0159
G-92501-A1	Kern	Open Hearth Fireplace	Gas Insert				TRUE	4/18/2020	4/28/2020	22.7	0	7%	68%	0.299465	31%	51%	0.0016	0.0000	0.0016
G-92505-A1	Fresno	Open Hearth Fireplace	Gas Insert				TRUE	4/1/2020	4/20/2020	22.7	0	7%	68%	0.299465	24%	59%	0.0013	0.0000	0.0013
G-92507-A1	Tulare	Non-Certified Wood Insert	Gas Fireplace				TRUE	4/20/2020	6/29/2020	29.5	0	54%	68%	2.1	53%	43%	0.0254	0.0000	0.0254
G-92514-A1	San Joaquin	Open Hearth Fireplace	Gas Insert				TRUE	6/19/2020	9/17/2020	22.7	0	7%	68%	0.299465	61%	38%	0.0032	0.0000	0.0032
G-92515-A1	Kern	Wood-Burning Firebox	Gas Insert				TRUE	2/29/2020	4/3/2020	22.7	0	7%	68%	0.299465	31%	51%	0.0016	0.0000	0.0016
G-92543-A1	Kern	Open Hearth Fireplace	Gas Insert				TRUE	3/11/2020	4/13/2020	22.7	0	7%	68%	0.299465	31%	51%	0.0016	0.0000	0.0016
G-92546-A1	Kern	Open Hearth Fireplace	Gas Insert				TRUE	3/11/2020	4/13/2020	22.7	0	7%	68%	0.299465	31%	51%	0.0016	0.0000	0.0016
G-92555-A1	San Joaquin	Open Hearth Fireplace	Gas Insert				TRUE	8/12/2020	9/17/2020	22.7	0	7%	68%	0.299465	61%	38%	0.0032	0.0000	0.0032
G-92556-A1	Kern	Open Hearth Fireplace	Gas Insert				TRUE	3/16/2020	3/24/2020	22.7	0	7%	68%	0.299465	31%	51%	0.0016	0.0000	0.0016
G-92558-A1	Fresno	Open Hearth Fireplace	Gas Insert				TRUE	3/14/2020	4/3/2020	22.7	0	7%	68%	0.299465	24%	59%	0.0013	0.0000	0.0013
G-92560-A1	Fresno	Open Hearth Fireplace	Gas Insert				TRUE	5/12/2021	6/16/2021	22.7	0	7%	68%	0.299465	24%	59%	0.0013	0.0000	0.0013
G-92562-A1	Tulare	Wood-Burning Firebox	Gas Insert				TRUE	4/23/2020	5/20/2020	22.7	0	7%	68%	0.299465	53%	43%	0.0028	0.0000	0.0028
G-92566-A1	Fresno	Open Hearth Fireplace	Gas Insert				TRUE	3/13/2020	3/25/2020	22.7	0	7%	68%	0.299465	24%	59%	0.0013	0.0000	0.0013
G-92573-A1	Fresno	Open Hearth Fireplace	Gas Insert				TRUE	7/24/2020	8/17/2020	22.7	0	7%	68%	0.299465	24%	59%	0.0013	0.0000	0.0013
G-92591-A1	Fresno	Open Hearth Fireplace	Gas Insert				TRUE	10/9/2020	10/20/2020	22.7	0	7%	68%	0.299465	24%	59%	0.0013	0.0000	0.0013
G-92593-A1	Fresno	Open Hearth Fireplace	Gas Insert				TRUE	4/1/2020	4/20/2020	22.7	0	7%	68%	0.299465	24%	59%	0.0013	0.0000	0.0013
G-92594-A1	Fresno	Open Hearth Fireplace	Gas Insert				TRUE	8/10/2020	8/25/2020	22.7	0	7%	68%	0.299465	24%	59%	0.0013	0.0000	0.0013
G-92604-A1	Fresno	Wood-Burning Firebox	Gas Insert				TRUE	11/4/2020	12/14/2020	22.7	0	7%	68%	0.299465	24%	59%	0.0013	0.0000	0.0013
G-92608-A1	Fresno	Non-Certified Pellet Insert	Gas Insert				TRUE	3/10/2020	3/24/2020	2.9	0	68%	68%	2.1	24%	59%	0.0011	0.0000	0.0011
G-92622-A1	Fresno	Wood-Burning Firebox	Gas Insert				TRUE	3/31/2021	5/13/2021	22.7	0	7%	68%	0.299465	24%	59%	0.0013	0.0000	0.0013
G-92629-A1	Fresno	Wood-Burning Firebox	Gas Insert				TRUE	3/12/2020	5/5/2020	22.7	0	7%	68%	0.299465	24%	59%	0.0013	0.0000	0.0013
G-92631-A1	Kern	Open Hearth Fireplace	Gas Insert				TRUE	12/3/2020	12/17/2020	22.7	0	7%	68%	0.299465	31%	51%	0.0016	0.0000	0.0016
G-92632-A1	Kern	Open Hearth Fireplace	Gas Insert				TRUE	11/23/2020	12/9/2020	22.7	0	7%	68%	0.299465	31%	51%	0.0016	0.0000	0.0016
G-92634-A1	Kern	Open Hearth Fireplace	Gas Insert				TRUE	7/12/2020	10/22/2020	22.7	0	7%	68%	0.299465	31%	51%	0.0016	0.0000	0.0016
G-92635-A1	Kern	Open Hearth Fireplace	Gas Insert				TRUE	3/17/2020	3/24/2020	22.7	0	7%	68%	0.299465	31%	51%	0.0016	0.0000	0.0016
G-92636-A1	Kern	Open Hearth Fireplace																	

SAN JOAQUIN VALLEY UNIFIED AIR POLLUTION CONTROL DISTRICT

2021 Annual Demonstration Report

August 31, 2022

Contract#	County	OldDeviceType	NewDeviceType	EmissionRating	OverallEfficiency	DeviceSubtype	PipedNatGa	InstallDate	ClaimDate	Emission Factor		Efficiency		FuelUse	Non-Curtailment %		Emissions (tpy PM2.5)		
										EF_Old	EF_New	Eff_Old	Eff_New		B_all	B_reg	Before	After	Reduction
G-92749-A1	Fresno	Open Hearth Fireplace	Gas Insert				TRUE	9/1/2020	10/20/2020	22.7	0	7%	68%	0.299465	24%	59%	0.0013	0.0000	0.0013
G-92752-A1	Merced	Freestanding Non-Certified Wood Stove	Gas Insert				TRUE	3/13/2020	4/20/2020	29.5	0	54%	68%	2.67	68%	32%	0.0409	0.0000	0.0409
G-92767-A1	Fresno	Open Hearth Fireplace	Gas Insert				TRUE	11/12/2020	12/3/2020	22.7	0	7%	68%	0.299465	24%	59%	0.0013	0.0000	0.0013
G-92771-A1	Fresno	Open Hearth Fireplace	Gas Insert				TRUE	7/16/2020	8/17/2020	22.7	0	7%	68%	0.299465	24%	59%	0.0013	0.0000	0.0013
G-92787-A1	Fresno	Non-Certified Wood Insert	Gas Insert				TRUE	12/19/2020	1/11/2021	29.5	0	54%	68%	2.1	24%	59%	0.0115	0.0000	0.0115
G-92803-A1	Fresno	Non-Certified Wood Insert	Gas Insert				TRUE	3/24/2020	4/13/2020	29.5	0	54%	68%	2.1	24%	59%	0.0115	0.0000	0.0115
G-92814-A1	Kern	Open Hearth Fireplace	Gas Insert				TRUE	5/13/2020	6/2/2020	22.7	0	7%	68%	0.299465	31%	51%	0.0016	0.0000	0.0016
G-92821-A1	San Joaquin	Open Hearth Fireplace	Gas Insert				TRUE	4/28/2020	5/19/2020	22.7	0	7%	68%	0.299465	61%	38%	0.0032	0.0000	0.0032
G-92829-A2	Fresno	Open Hearth Fireplace	Gas Insert				TRUE	7/13/2021	8/11/2021	22.7	0	7%	68%	0.299465	24%	59%	0.0013	0.0000	0.0013
G-92848-A1	Kern	Open Hearth Fireplace	Gas Insert				TRUE	7/31/2020	8/12/2020	22.7	0	7%	68%	0.299465	31%	51%	0.0016	0.0000	0.0016
G-92861-A1	Fresno	Wood-Burning Firebox	Gas Insert				TRUE	5/22/2020	6/29/2020	22.7	0	7%	68%	0.299465	24%	59%	0.0013	0.0000	0.0013
G-92864-A1	Stanislaus	Freestanding Non-Certified Wood Stove	Gas Fireplace				FALSE	4/21/2020	9/1/2020	29.5	0	54%	68%	1.55	100%	0%	0.0352	0.0000	0.0352
G-92866-A1	Tulare	Open Hearth Fireplace	Certified Wood Insert	2.6		Non-Catalytic	TRUE	3/17/2020	3/24/2020	22.7	5.2	7%	68%	0.299465	53%	43%	0.0028	0.0001	0.0027
G-92867-A1	Tulare	Wood-Burning Firebox	Gas Insert				TRUE	4/15/2020	5/5/2020	22.7	0	7%	68%	0.299465	53%	43%	0.0028	0.0000	0.0028
G-92869-A1	Fresno	Wood-Burning Firebox	Gas Insert				TRUE	4/21/2020	5/20/2020	22.7	0	7%	68%	0.299465	24%	59%	0.0013	0.0000	0.0013
G-92872-A1	Fresno	Open Hearth Fireplace	Gas Insert				TRUE	4/10/2020	4/27/2020	22.7	0	7%	68%	0.299465	24%	59%	0.0013	0.0000	0.0013
G-92873-A1	Kern	Wood-Burning Firebox	Gas Fireplace				TRUE	3/30/2020	4/13/2020	22.7	0	7%	68%	0.299465	31%	51%	0.0016	0.0000	0.0016
G-92875-A1	Fresno	Open Hearth Fireplace	Gas Insert				TRUE	6/9/2020	6/29/2020	22.7	0	7%	68%	0.299465	24%	59%	0.0013	0.0000	0.0013
G-92880-A1	Fresno	Non-Certified Wood Insert	Gas Insert				TRUE	4/7/2020	4/20/2020	29.5	0	54%	68%	2.1	24%	59%	0.0115	0.0000	0.0115
G-92883-A1	Fresno	Open Hearth Fireplace	Gas Insert				TRUE	3/26/2020	4/13/2020	22.7	0	7%	68%	0.299465	24%	59%	0.0013	0.0000	0.0013
G-92891-A1	Fresno	Non-Certified Wood Insert	Gas Insert				TRUE	4/6/2020	4/20/2020	29.5	0	54%	68%	2.1	24%	59%	0.0115	0.0000	0.0115
G-92892-A2	Fresno	Open Hearth Fireplace	Gas Insert				TRUE	4/7/2021	4/21/2021	22.7	0	7%	68%	0.299465	24%	59%	0.0013	0.0000	0.0013
G-92894-A1	Fresno	Open Hearth Fireplace	Gas Insert				TRUE	5/11/2021	7/21/2021	22.7	0	7%	68%	0.299465	24%	59%	0.0013	0.0000	0.0013
G-92904-A1	Fresno	Wood-Burning Firebox	Gas Insert				TRUE	9/25/2020	10/7/2020	22.7	0	7%	68%	0.299465	24%	59%	0.0013	0.0000	0.0013
G-92907-A2	Fresno	Open Hearth Fireplace	Gas Insert				TRUE	11/9/2021	12/28/2021	22.7	0	7%	68%	0.299465	24%	59%	0.0013	0.0000	0.0013
G-92928-A1	Tulare	Open Hearth Fireplace	Certified Wood Insert	1.8		74 Non-Catalytic	FALSE	5/19/2020	6/29/2020	22.7	3.6	7%	74%	0.299465	100%	0%	0.0052	0.0001	0.0052
G-92929-A1	Fresno	Wood-Burning Firebox	Certified Wood Insert	2.6		Non-Catalytic	FALSE	3/26/2020	4/13/2020	22.7	5.2	7%	68%	0.299465	100%	0%	0.0052	0.0001	0.0051
G-92931-A1	Fresno	Open Hearth Fireplace	Gas Insert				TRUE	4/14/2020	5/20/2020	22.7	0	7%	68%	0.299465	24%	59%	0.0013	0.0000	0.0013
G-92932-A1	Tulare	Wood-Burning Firebox	Gas Insert				TRUE	4/10/2020	4/20/2020	22.7	0	7%	68%	0.299465	53%	43%	0.0028	0.0000	0.0028
G-92933-A1	Tulare	Wood-Burning Firebox	Gas Insert				TRUE	3/20/2020	4/20/2020	22.7	0	7%	68%	0.299465	53%	43%	0.0028	0.0000	0.0028
G-92935-A2	Tulare	Open Hearth Fireplace	Gas Insert				TRUE	10/2/2021	11/23/2021	22.7	0	7%	68%	0.299465	53%	43%	0.0028	0.0000	0.0028
G-92938-A1	Fresno	Open Hearth Fireplace	Gas Insert				TRUE	12/5/2020	12/15/2020	22.7	0	7%	68%	0.299465	24%	59%	0.0013	0.0000	0.0013
G-92946-A1	Fresno	Wood-Burning Firebox	Gas Insert				TRUE	2/5/2021	2/23/2021	22.7	0	7%	68%	0.299465	24%	59%	0.0013	0.0000	0.0013
G-92952-A1	Fresno	Open Hearth Fireplace	Gas Insert				TRUE	3/27/2020	4/20/2020	22.7	0	7%	68%	0.299465	24%	59%	0.0013	0.0000	0.0013
G-92954-A1	Fresno	Wood-Burning Firebox	Gas Insert				TRUE	3/19/2020	4/16/2020	22.7	0	7%	68%	0.299465	24%	59%	0.0013	0.0000	0.0013
G-92955-A1	Fresno	Open Hearth Fireplace	Gas Insert				TRUE	11/6/2020	1/6/2021	22.7	0	7%	68%	0.299465	24%	59%	0.0013	0.0000	0.0013
G-92956-A1	Kings	Open Hearth Fireplace	Gas Insert				TRUE	3/19/2020	4/13/2020	22.7	0	7%	68%	0.299465	48%	48%	0.0025	0.0000	0.0025
G-92957-A1	Fresno	Open Hearth Fireplace	Gas Insert				TRUE	3/30/2020	4/21/2020	22.7	0	7%	68%	0.299465	24%	59%	0.0013	0.0000	0.0013
G-92958-A1	Fresno	Open Hearth Fireplace	Gas Insert				TRUE	6/24/2020	8/17/2020	22.7	0	7%	68%	0.299465	24%	59%	0.0013	0.0000	0.0013
G-92959-A1	Fresno	Non-Certified Pellet Insert	Gas Insert				TRUE	4/1/2020	4/15/2020	2.9	0	68%	68%	2.1	24%	59%	0.0011	0.0000	0.0011
G-92960-A1	Fresno	Open Hearth Fireplace	Gas Insert				TRUE	3/21/2020	4/13/2020	22.7	0	7%	68%	0.299465	24%	59%	0.0013	0.0000	0.0013
G-93010-A1	Fresno	Non-Certified Wood Insert	Gas Insert				TRUE	3/25/2020	4/20/2020	29.5	0	54%	68%	2.1	24%	59%	0.0115	0.0000	0.0115
G-93011-A1	Fresno	Wood-Burning Firebox	Gas Insert				TRUE	3/17/2020	4/1/2020	22.7	0	7%	68%	0.299465	24%	59%	0.0013	0.0000	0.0013
G-93043-A1	Stanislaus	Open Hearth Fireplace	Certified Pellet Insert	1			TRUE	3/20/2020	4/16/2020	22.7	2	7%	68%	0.299465	54%	44%	0.0028	0.0000	0.0028
G-93044-A1	Tulare	Wood-Burning Firebox	Certified Wood Insert	4.5		71 Non-Catalytic	FALSE	5/28/2020	7/6/2020	22.7	9	7%	71%	0.299465	100%	0%	0.0052	0.0002	0.0050
G-93045-A1	Stanislaus	Open Hearth Fireplace	Gas Insert				TRUE	3/17/2020	6/29/2020	22.7	0	7%	68%	0.299465	54%	44%	0.0028	0.0000	0.0028
G-93046-A1	Fresno	Wood-Burning Firebox	Gas Insert				TRUE	3/21/2020	4/21/2020	22.7	0	7%	68%	0.299465	24%	59%	0.0013	0.0000	0.0013
G-93051-A1	Fresno	Open Hearth Fireplace	Gas Insert				TRUE	4/3/2020	4/20/2020	22.7	0	7%	68%	0.299465	24%	59%	0.0013	0.0000	0.0013
G-93052-A1	Stanislaus	Freestanding Non-Certified Wood Stove	Freestanding Certified Wood Stove	4.1		Non-Catalytic	FALSE	3/21/2020	4/20/2020	29.5	8.2	54%	68%	1.55	100%	0%	0.0352	0.0078	0.0274
G-93054-A1	Fresno	Open Hearth Fireplace	Certified Pellet Insert	0.49		63 Non-Catalytic	FALSE	4/4/2020	4/20/2020	22.7	0.98	7%	63%	0.299465	100%	0%	0.0052	0.0000	0.0052
G-93055-A1	Fresno	Open Hearth Fireplace	Gas Insert				TRUE	3/24/2020	4/21/2020	22.7	0	7%	68%	0.299465	24%	59%	0.0013	0.0000	0.0013
G-93059-A1	Kern	Non-Certified Wood Insert	Gas Insert				TRUE	10/5/2020	10/20/2020	29.5	0	54%	68%	2.1	31%	51%	0.0147	0.0000	0.0147
G-93061-A1	Fresno	Non-Certified Wood Insert	Gas Insert				TRUE	4/2/2020	4/20/2020	29.5	0	54%	68%	2.1	24%	59%	0.0115	0.0000	0.0115
G-93062-A1	Fresno	Open Hearth Fireplace	Gas Insert				TRUE	6/30/2020	8/12/2020	22.7	0	7%	68%	0.299465	24%	59%	0.0013	0.0000	0.0013
G-93067-A1	Fresno	Open Hearth Fireplace	Gas Insert				TRUE	4/23/2020	5/5/2020	22.7	0	7%	68%	0.299465	24%	59%	0.0013	0.0000	0.0013
G-93075-A1	Fresno	Open Hearth Fireplace	Gas Insert				TRUE	4/6/2020	4/20/2020	22.7	0	7%	68%	0.299465	24%	59%	0.0013	0.0000	0.0013
G-93079-A1	Fresno	Open Hearth Fireplace	Gas Insert				TRUE	10/3/2020	10/21/2020	22.7	0	7%	68%	0.299465	24%	59%	0.0013	0.0000	0.0013
G-93082-A1	Kern	Wood-Burning Firebox	Gas Insert				TRUE	9/29/2020	10/16/2020	22.7	0	7%	68%	0.299465	31%	51%	0.0016	0.0000	0.0016
G-93085-A1	Fresno	Non-Certified Wood Insert	Gas Insert				TRUE	10/1/2020	10/21/2020	29.5	0	54%	68%	2.1	24%	59%	0.0115	0.0000	0.0115
G-93086-A1	Fresno	Open Hearth Fireplace	Gas Insert				TRUE	5/1/2020	5/19/2020	22.7	0	7%	68%	0.299465	24%	59%	0.0013	0.0000	0.0013
G-93087-A1	San Joaquin	Open Hearth Fireplace	Gas Insert				TRUE	6/2/2020	7/6/2020	22.7	0	7%	68%	0.299465	61%	38%	0.0032	0.0000	0.0032
G-93090-A1	Fresno	Wood-Burning Firebox	Gas Insert				TRUE	4/27/2020	5/20/2020	22.7	0	7%	68%	0.299465	24%	59%	0.0013	0.0000	0.0013
G-93098-A1	Madera	Open Hearth Fireplace	Gas Insert				TRUE	4/7/2020	4/20/2020	22.7	0	7%	68%	0.299465	33%	57%	0.0017	0.0000	0.0017
G-93100-A1	Merced	Wood-Burning Firebox	Certified Wood Insert	2.6		Non-Catalytic	TRUE	3/21/2020	4/16/2020	22.7	5.2	7%	68%	0.299465	68%	32%	0.0035	0.0001	0.0034
G-93101-A1	Merced	Open Hearth Fireplace	Certified Wood Insert	0.49		63 Non-Catalytic	FALSE	3/28/2020	4/13/2020	22.7	0.98	7%	63%	0.299465	100%	0%	0.0052	0.0000	0.0052
G-93103-A1	Fresno	Non-Certified Wood Insert	Gas Insert				TRUE	5/13/2020	6/26/2020	29.5	0	54%	68%	2.1	24%	59%	0.0115	0.0000	0.0115
G-93106-A1	Fresno	Open Hearth Fireplace	Gas Insert				TRUE	10/12/2020	10/28/2020	22.7	0	7%	68%	0.299465	24%	59%	0.0013	0.0000	0.0013
G-93113-A1	Madera	Freestanding Non-Certified Pellet Stove	Freestanding Certified Pellet Stove	1.2		77 Non-Catalytic	FALSE	12/3/2020	3/29/2021	2.9	2.4	68%	77						

SAN JOAQUIN VALLEY UNIFIED AIR POLLUTION CONTROL DISTRICT

2021 Annual Demonstration Report

August 31, 2022

Contract#	County	OldDeviceType	NewDeviceType	EmissionRating	OverallEfficiency	DeviceSubtype	PipedNatG	InstallDate	ClaimDate	Emission Factor		Efficiency		FuelUse	Non-Curtailment %		Emissions (tpy PM2.5)		
										EF_Old	EF_New	Eff_Old	Eff_New		B_all	B_reg	Before	After	Reduction
G-93218-A1	Kern	Open Hearth Fireplace	Gas Insert				TRUE	4/2/2020	4/20/2020	22.7	0	7%	68%	0.299465	31%	51%	0.0016	0.0000	0.0016
G-93219-A1	Fresno	Open Hearth Fireplace	Gas Insert				TRUE	5/5/2020	5/21/2020	22.7	0	7%	68%	0.299465	24%	59%	0.0013	0.0000	0.0013
G-93223-A1	Fresno	Open Hearth Fireplace	Gas Insert				TRUE	4/9/2020	4/27/2020	22.7	0	7%	68%	0.299465	24%	59%	0.0013	0.0000	0.0013
G-93224-A1	Tulare	Open Hearth Fireplace	Gas Insert				TRUE	4/13/2020	5/5/2020	22.7	0	7%	68%	0.299465	53%	43%	0.0028	0.0000	0.0028
G-93225-A1	Tulare	Open Hearth Fireplace	Gas Insert				TRUE	4/10/2020	4/20/2020	22.7	0	7%	68%	0.299465	53%	43%	0.0028	0.0000	0.0028
G-93230-A1	Tulare	Freestanding Non-Certified Wood Stove	Freestanding Gas Stove				FALSE	3/31/2020	4/20/2020	29.5	0	54%	68%	2.4	100%	0%	0.0545	0.0000	0.0545
G-93233-A1	Fresno	Open Hearth Fireplace	Gas Insert				TRUE	4/4/2020	4/20/2020	22.7	0	7%	68%	0.299465	24%	59%	0.0013	0.0000	0.0013
G-93234-A1	Fresno	Open Hearth Fireplace	Gas Insert				TRUE	5/30/2020	6/29/2020	22.7	0	7%	68%	0.299465	24%	59%	0.0013	0.0000	0.0013
G-93236-A1	Fresno	Wood-Burning Firebox	Gas Insert				TRUE	4/22/2020	5/20/2020	22.7	0	7%	68%	0.299465	24%	59%	0.0013	0.0000	0.0013
G-93238-A1	Fresno	Certified Wood Insert	Gas Insert				TRUE	3/6/2021	3/22/2021	14.5785	0	68%	68%	2.1	24%	59%	0.0057	0.0000	0.0057
G-93242-A1	Kern	Non-Certified Wood Insert	Gas Insert				TRUE	4/11/2020	5/5/2020	29.5	0	54%	68%	2.1	31%	51%	0.0147	0.0000	0.0147
G-93252-A1	Fresno	Open Hearth Fireplace	Gas Insert				TRUE	4/3/2020	4/20/2020	22.7	0	7%	68%	0.299465	24%	59%	0.0013	0.0000	0.0013
G-93261-A1	Madera	Non-Certified Wood Insert	Certified Wood Insert	1.7		74 Non-Catalytic	FALSE	8/27/2020	9/17/2020	29.5	3.4	54%	74%	2.1	100%	0%	0.0477	0.0040	0.0437
G-93262-A1	Fresno	Open Hearth Fireplace	Gas Insert				TRUE	3/26/2020	4/20/2020	22.7	0	7%	68%	0.299465	24%	59%	0.0013	0.0000	0.0013
G-93263-A1	Fresno	Open Hearth Fireplace	Gas Insert				TRUE	3/27/2020	4/20/2020	22.7	0	7%	68%	0.299465	24%	59%	0.0013	0.0000	0.0013
G-93266-A1	Fresno	Open Hearth Fireplace	Gas Insert				TRUE	8/28/2020	9/17/2020	22.7	0	7%	68%	0.299465	24%	59%	0.0013	0.0000	0.0013
G-93267-A1	Fresno	Open Hearth Fireplace	Gas Insert				TRUE	3/26/2020	4/20/2020	22.7	0	7%	68%	0.299465	24%	59%	0.0013	0.0000	0.0013
G-93269-A1	Fresno	Freestanding Non-Certified Pellet Stove	Gas Insert				TRUE	3/27/2020	4/20/2020	2.9	0	68%	68%	2.09	24%	59%	0.0011	0.0000	0.0011
G-93270-A1	Fresno	Open Hearth Fireplace	Gas Insert				TRUE	3/25/2020	5/19/2020	22.7	0	7%	68%	0.299465	24%	59%	0.0013	0.0000	0.0013
G-93277-A1	Fresno	Open Hearth Fireplace	Gas Insert				TRUE	10/3/2020	11/17/2020	22.7	0	7%	68%	0.299465	24%	59%	0.0013	0.0000	0.0013
G-93278-A1	Fresno	Open Hearth Fireplace	Gas Insert				TRUE	10/27/2020	11/24/2020	22.7	0	7%	68%	0.299465	24%	59%	0.0013	0.0000	0.0013
G-93283-A1	Fresno	Open Hearth Fireplace	Gas Insert				TRUE	4/14/2020	5/5/2020	22.7	0	7%	68%	0.299465	24%	59%	0.0013	0.0000	0.0013
G-93296-A1	Fresno	Open Hearth Fireplace	Gas Insert				TRUE	3/31/2020	4/21/2020	22.7	0	7%	68%	0.299465	24%	59%	0.0013	0.0000	0.0013
G-93298-A1	Fresno	Open Hearth Fireplace	Gas Insert				TRUE	3/25/2020	4/22/2020	22.7	0	7%	68%	0.299465	24%	59%	0.0013	0.0000	0.0013
G-93299-A1	Fresno	Non-Certified Wood Insert	Gas Insert				TRUE	3/28/2020	4/22/2020	29.5	0	54%	68%	2.1	24%	59%	0.0115	0.0000	0.0115
G-93300-A1	Fresno	Non-Certified Wood Insert	Gas Insert				TRUE	3/31/2020	4/20/2020	29.5	0	54%	68%	2.1	24%	59%	0.0115	0.0000	0.0115
G-93309-A1	Fresno	Open Hearth Fireplace	Gas Insert				TRUE	8/13/2020	9/1/2020	22.7	0	7%	68%	0.299465	24%	59%	0.0013	0.0000	0.0013
G-93310-A1	San Joaquin	Open Hearth Fireplace	Gas Insert				TRUE	5/6/2020	5/21/2020	22.7	0	7%	68%	0.299465	61%	38%	0.0032	0.0000	0.0032
G-93311-A1	Fresno	Non-Certified Wood Insert	Gas Insert				TRUE	4/14/2020	5/20/2020	29.5	0	54%	68%	2.1	24%	59%	0.0115	0.0000	0.0115
G-93324-A1	Stanislaus	Non-Certified Pellet Insert	Gas Insert				TRUE	10/4/2020	12/30/2020	2.9	0	68%	68%	2.1	54%	44%	0.0025	0.0000	0.0025
G-93330-A1	Fresno	Open Hearth Fireplace	Gas Insert				TRUE	5/6/2020	5/21/2020	22.7	0	7%	68%	0.299465	24%	59%	0.0013	0.0000	0.0013
G-93331-A1	Fresno	Open Hearth Fireplace	Gas Insert				TRUE	3/31/2020	5/5/2020	22.7	0	7%	68%	0.299465	24%	59%	0.0013	0.0000	0.0013
G-93332-A1	Fresno	Open Hearth Fireplace	Gas Insert				TRUE	3/27/2020	4/22/2020	22.7	0	7%	68%	0.299465	24%	59%	0.0013	0.0000	0.0013
G-93338-A1	Fresno	Open Hearth Fireplace	Gas Insert				TRUE	5/9/2020	5/21/2020	22.7	0	7%	68%	0.299465	24%	59%	0.0013	0.0000	0.0013
G-93341-A1	Fresno	Non-Certified Wood Insert	Gas Insert				TRUE	4/16/2020	5/5/2020	29.5	0	54%	68%	2.1	24%	59%	0.0115	0.0000	0.0115
G-93342-A1	Tulare	Freestanding Non-Certified Wood Stove	Freestanding Certified Wood Stove	1.5		69 Non-Catalytic	FALSE	5/6/2020	6/26/2020	29.5	3	54%	69%	2.4	100%	0%	0.0545	0.0043	0.0502
G-93356-A1	Fresno	Open Hearth Fireplace	Gas Insert				TRUE	4/10/2020	5/5/2020	22.7	0	7%	68%	0.299465	24%	59%	0.0013	0.0000	0.0013
G-93357-A1	Kern	Open Hearth Fireplace	Gas Insert				TRUE	4/8/2020	4/20/2020	22.7	0	7%	68%	0.299465	31%	51%	0.0016	0.0000	0.0016
G-93358-A1	Kern	Wood-Burning Firebox	Gas Insert				TRUE	1/26/2021	2/11/2021	22.7	0	7%	68%	0.299465	31%	51%	0.0016	0.0000	0.0016
G-93359-A1	Kern	Open Hearth Fireplace	Gas Insert				TRUE	4/9/2020	4/20/2020	22.7	0	7%	68%	0.299465	31%	51%	0.0016	0.0000	0.0016
G-93369-A1	Fresno	Open Hearth Fireplace	Gas Insert				TRUE	10/26/2020	11/19/2020	22.7	0	7%	68%	0.299465	24%	59%	0.0013	0.0000	0.0013
G-93473-A1	Fresno	Wood-Burning Firebox	Gas Insert				TRUE	5/14/2020	6/2/2020	22.7	0	7%	68%	0.299465	24%	59%	0.0013	0.0000	0.0013
G-93474-A1	Fresno	Wood-Burning Firebox	Gas Insert				TRUE	5/21/2020	6/29/2020	22.7	0	7%	68%	0.299465	24%	59%	0.0013	0.0000	0.0013
G-93476-A1	Fresno	Open Hearth Fireplace	Gas Insert				TRUE	11/25/2020	12/14/2020	22.7	0	7%	68%	0.299465	24%	59%	0.0013	0.0000	0.0013
G-93478-A1	Kern	Open Hearth Fireplace	Gas Insert				TRUE	5/13/2020	6/29/2020	22.7	0	7%	68%	0.299465	31%	51%	0.0016	0.0000	0.0016
G-93481-A1	Fresno	Open Hearth Fireplace	Gas Insert				TRUE	6/3/2020	6/29/2020	22.7	0	7%	68%	0.299465	24%	59%	0.0013	0.0000	0.0013
G-93484-A1	San Joaquin	Open Hearth Fireplace	Certified Wood Insert	2.1		70 Non-Catalytic	FALSE	10/16/2020	11/17/2020	22.7	4.2	7%	70%	0.299465	100%	0%	0.0052	0.0001	0.0051
G-93485-A1	Fresno	Wood-Burning Firebox	Gas Insert				TRUE	6/3/2020	6/29/2020	22.7	0	7%	68%	0.299465	24%	59%	0.0013	0.0000	0.0013
G-93488-A1	Kern	Wood-Burning Firebox	Gas Fireplace				TRUE	4/13/2020	5/5/2020	22.7	0	7%	68%	0.299465	31%	51%	0.0016	0.0000	0.0016
G-93513-A1	Kern	Open Hearth Fireplace	Gas Insert				TRUE	6/17/2020	7/6/2020	22.7	0	7%	68%	0.299465	31%	51%	0.0016	0.0000	0.0016
G-93533-A1	Kern	Non-Certified Wood Insert	Gas Insert				TRUE	6/3/2020	7/22/2020	29.5	0	54%	68%	2.1	31%	51%	0.0147	0.0000	0.0147
G-93556-A1	Fresno	Open Hearth Fireplace	Gas Insert				TRUE	5/20/2020	9/1/2020	22.7	0	7%	68%	0.299465	24%	59%	0.0013	0.0000	0.0013
G-93557-A1	Kern	Open Hearth Fireplace	Gas Insert				TRUE	7/7/2020	7/22/2020	22.7	0	7%	68%	0.299465	31%	51%	0.0016	0.0000	0.0016
G-93559-A1	Kern	Open Hearth Fireplace	Gas Insert				TRUE	6/25/2020	7/22/2020	22.7	0	7%	68%	0.299465	31%	51%	0.0016	0.0000	0.0016
G-93569-A1	Fresno	Wood-Burning Firebox	Gas Insert				TRUE	4/6/2020	7/22/2020	22.7	0	7%	68%	0.299465	24%	59%	0.0013	0.0000	0.0013
G-93576-A1	Fresno	Open Hearth Fireplace	Gas Insert				TRUE	8/31/2020	9/21/2020	22.7	0	7%	68%	0.299465	24%	59%	0.0013	0.0000	0.0013
G-93580-A1	Fresno	Open Hearth Fireplace	Gas Insert				TRUE	5/28/2020	6/26/2020	22.7	0	7%	68%	0.299465	24%	59%	0.0013	0.0000	0.0013
G-93584-A1	Fresno	Open Hearth Fireplace	Gas Insert				TRUE	10/5/2020	10/20/2020	22.7	0	7%	68%	0.299465	24%	59%	0.0013	0.0000	0.0013
G-93586-A1	Fresno	Open Hearth Fireplace	Gas Insert				TRUE	4/16/2020	5/5/2020	22.7	0	7%	68%	0.299465	24%	59%	0.0013	0.0000	0.0013
G-93632-A1	Kern	Open Hearth Fireplace	Gas Insert				TRUE	7/22/2020	8/12/2020	22.7	0	7%	68%	0.299465	31%	51%	0.0016	0.0000	0.0016
G-93640-A1	Kern	Open Hearth Fireplace	Gas Insert				TRUE	5/12/2020	6/26/2020	22.7	0	7%	68%	0.299465	31%	51%	0.0016	0.0000	0.0016
G-93699-A1	Madera	Freestanding Non-Certified Wood Stove	Freestanding Certified Pellet Stove	1.8		Non-Catalytic	FALSE	4/28/2020	7/21/2020	29.5	3.6	54%	68%	2.61	100%	0%	0.0593	0.0057	0.0535
G-93702-A1	Stanislaus	Open Hearth Fireplace	Gas Insert				TRUE	4/20/2020	5/20/2020	22.7	0	7%	68%	0.299465	54%	44%	0.0028	0.0000	0.0028
G-93706-A1	Kern	Open Hearth Fireplace	Gas Insert				TRUE	4/9/2020	4/20/2020	22.7	0	7%	68%	0.299465	31%	51%	0.0016	0.0000	0.0016
G-93712-A1	Tulare	Open Hearth Fireplace	Gas Insert				TRUE	4/18/2020	4/27/2020	22.7	0	7%	68%	0.299465	53%	43%	0.0028	0.0000	0.0028
G-93746-A1	Fresno	Open Hearth Fireplace	Gas Insert				TRUE	10/7/2020	10/28/2020	22.7	0	7%	68%	0.299465	24%	59%	0.0013	0.0000	0.0013
G-93751-A1	Fresno	Open Hearth Fireplace	Gas Insert				TRUE	1/13/2021	2/24/2021	22.7	0	7%	68%	0.299465	24%	59%	0.0013	0.0000	0.0013
G-93761-A1	Fresno	Open Hearth Fireplace	Gas Insert				TRUE	10/9/2020	10/20/2020	22.7	0	7%	68%	0.299465	24%	59%	0.0013	0.0000	0.0013
G-93763-A1	Kern	Open Hearth Fireplace	Gas Insert			</													

SAN JOAQUIN VALLEY UNIFIED AIR POLLUTION CONTROL DISTRICT

2021 Annual Demonstration Report

August 31, 2022

Contract#	County	OldDeviceType	NewDeviceType	EmissionRating	OverallEfficiency	DeviceSubtype	PipedNatGa	InstallDate	ClaimDate	Emission Factor		Efficiency		FuelUse	Non-Curtailment %		Emissions (tpy PM2.5)		
										EF_Old	EF_New	Eff_Old	Eff_New		B_all	B_reg	Before	After	Reduction
G-93953-A1	Kern	Open Hearth Fireplace	Gas Insert				TRUE	5/29/2020	8/11/2020	22.7	0	7%	68%	0.299465	31%	51%	0.0016	0.0000	0.0016
G-93954-A1	Fresno	Wood-Burning Firebox	Gas Insert				TRUE	4/16/2020	5/5/2020	22.7	0	7%	68%	0.299465	24%	59%	0.0013	0.0000	0.0013
G-93955-A1	Fresno	Open Hearth Fireplace	Gas Insert				TRUE	12/10/2020	12/22/2020	22.7	0	7%	68%	0.299465	24%	59%	0.0013	0.0000	0.0013
G-93956-A1	Fresno	Wood-Burning Firebox	Gas Insert				TRUE	4/28/2020	5/20/2020	22.7	0	7%	68%	0.299465	24%	59%	0.0013	0.0000	0.0013
G-93961-A1	Fresno	Open Hearth Fireplace	Gas Insert				TRUE	11/1/2020	11/17/2020	22.7	0	7%	68%	0.299465	24%	59%	0.0013	0.0000	0.0013
G-93962-A1	Fresno	Non-Certified Wood Insert	Gas Insert				TRUE	5/21/2020	6/29/2020	29.5	0	54%	68%	2.1	24%	59%	0.0115	0.0000	0.0115
G-93966-A1	Fresno	Certified Wood Insert	Gas Insert				TRUE	5/21/2020	7/22/2020	14.5785	0	68%	68%	2.1	24%	59%	0.0057	0.0000	0.0057
G-93971-A1	Fresno	Wood-Burning Firebox	Gas Insert				TRUE	4/14/2020	5/5/2020	22.7	0	7%	68%	0.299465	24%	59%	0.0013	0.0000	0.0013
G-93977-A1	Fresno	Open Hearth Fireplace	Gas Insert				TRUE	11/2/2020	1/5/2021	22.7	0	7%	68%	0.299465	24%	59%	0.0013	0.0000	0.0013
G-93982-A1	Fresno	Open Hearth Fireplace	Gas Insert				TRUE	9/15/2020	10/20/2020	22.7	0	7%	68%	0.299465	24%	59%	0.0013	0.0000	0.0013
G-93983-A1	Fresno	Freestanding Non-Certified Wood Stove	Freestanding Certified Wood Stove	2.3		72 Non-Catalytic	FALSE	5/20/2020	6/26/2020	29.5	4.6	54%	72%	2.09	100%	0%	0.0475	0.0056	0.0419
G-94024-A1	Madera	Open Hearth Fireplace	Gas Fireplace				TRUE	4/23/2020	5/20/2020	22.7	0	7%	68%	0.299465	33%	57%	0.0017	0.0000	0.0017
G-94026-A1	Kern	Wood-Burning Firebox	Gas Fireplace				TRUE	5/1/2020	8/17/2020	22.7	0	7%	68%	0.299465	31%	51%	0.0016	0.0000	0.0016
G-94027-A1	Tulare	Wood-Burning Firebox	Gas Insert				TRUE	4/15/2020	3/10/2021	22.7	0	7%	68%	0.299465	53%	43%	0.0028	0.0000	0.0028
G-94030-A1	Kern	Open Hearth Fireplace	Gas Insert				TRUE	5/4/2020	6/26/2020	22.7	0	7%	68%	0.299465	31%	51%	0.0016	0.0000	0.0016
G-94034-A1	Stanislaus	Open Hearth Fireplace	Gas Insert				TRUE	5/1/2020	5/6/2020	22.7	0	7%	68%	0.299465	54%	44%	0.0028	0.0000	0.0028
G-94040-A1	Kern	Open Hearth Fireplace	Gas Insert				TRUE	6/19/2020	7/6/2020	22.7	0	7%	68%	0.299465	31%	51%	0.0016	0.0000	0.0016
G-94064-A1	San Joaquin	Wood-Burning Firebox	Gas Insert				TRUE	10/12/2020	12/1/2020	22.7	0	7%	68%	0.299465	61%	38%	0.0032	0.0000	0.0032
G-94068-A1	Stanislaus	Open Hearth Fireplace	Certified Wood Insert	2.6		Non-Catalytic	TRUE	4/9/2020	5/5/2020	22.7	5.2	7%	68%	0.299465	54%	44%	0.0028	0.0001	0.0028
G-94071-A1	Fresno	Wood-Burning Firebox	Gas Insert				TRUE	12/10/2020	2/17/2021	22.7	0	7%	68%	0.299465	24%	59%	0.0013	0.0000	0.0013
G-94115-A1	Kern	Wood-Burning Firebox	Certified Wood Insert	2.6		Non-Catalytic	FALSE	4/21/2020	7/2/2020	22.7	5.2	7%	68%	0.299465	100%	0%	0.0052	0.0001	0.0051
G-94130-A1	San Joaquin	Non-Certified Wood Insert	Certified Wood Insert	1.7		74 Non-Catalytic	TRUE	3/12/2021	4/8/2021	29.5	3.4	54%	74%	2.1	61%	38%	0.0290	0.0027	0.0264
G-94144-A1	Fresno	Open Hearth Fireplace	Gas Insert				TRUE	6/17/2020	7/6/2020	22.7	0	7%	68%	0.299465	24%	59%	0.0013	0.0000	0.0013
G-94146-A1	Fresno	Open Hearth Fireplace	Certified Wood Insert	3.6		Non-Catalytic	FALSE	4/20/2020	5/5/2020	22.7	7.2	7%	68%	0.299465	100%	0%	0.0052	0.0002	0.0051
G-94148-A1	Fresno	Open Hearth Fireplace	Gas Insert				TRUE	6/17/2020	7/6/2020	22.7	0	7%	68%	0.299465	24%	59%	0.0013	0.0000	0.0013
G-94197-A1	San Joaquin	Open Hearth Fireplace	Certified Wood Insert	1.5		71 Non-Catalytic	FALSE	5/29/2020	12/14/2020	22.7	3	7%	71%	0.299465	100%	0%	0.0052	0.0001	0.0052
G-94206-A1	Fresno	Open Hearth Fireplace	Gas Insert				TRUE	9/2/2020	9/21/2020	22.7	0	7%	68%	0.299465	24%	59%	0.0013	0.0000	0.0013
G-94218-A1	Fresno	Open Hearth Fireplace	Gas Insert				TRUE	4/30/2020	5/19/2020	22.7	0	7%	68%	0.299465	24%	59%	0.0013	0.0000	0.0013
G-94221-A1	Kern	Open Hearth Fireplace	Gas Insert				TRUE	5/15/2020	6/26/2020	22.7	0	7%	68%	0.299465	31%	51%	0.0016	0.0000	0.0016
G-94229-A1	Kern	Open Hearth Fireplace	Gas Insert				TRUE	9/10/2020	10/8/2020	22.7	0	7%	68%	0.299465	31%	51%	0.0016	0.0000	0.0016
G-94239-A1	Fresno	Open Hearth Fireplace	Gas Insert				TRUE	1/22/2021	2/9/2021	22.7	0	7%	68%	0.299465	24%	59%	0.0013	0.0000	0.0013
G-94247-A1	Kern	Open Hearth Fireplace	Gas Insert				TRUE	7/20/2020	8/6/2020	22.7	0	7%	68%	0.299465	31%	51%	0.0016	0.0000	0.0016
G-94270-A1	Kern	Open Hearth Fireplace	Gas Insert				TRUE	5/20/2020	6/26/2020	22.7	0	7%	68%	0.299465	31%	51%	0.0016	0.0000	0.0016
G-94271-A1	Stanislaus	Open Hearth Fireplace	Certified Pellet Insert	1.4		72 Non-Catalytic	TRUE	4/24/2020	5/20/2020	22.7	2.8	7%	72%	0.299465	54%	44%	0.0028	0.0000	0.0028
G-94272-A1	Kern	Open Hearth Fireplace	Gas Insert				TRUE	5/8/2020	6/29/2020	22.7	0	7%	68%	0.299465	31%	51%	0.0016	0.0000	0.0016
G-94302-A1	Fresno	Open Hearth Fireplace	Gas Insert				TRUE	12/3/2020	1/6/2021	22.7	0	7%	68%	0.299465	24%	59%	0.0013	0.0000	0.0013
G-94313-A1	Fresno	Open Hearth Fireplace	Gas Insert				TRUE	5/14/2020	6/2/2020	22.7	0	7%	68%	0.299465	24%	59%	0.0013	0.0000	0.0013
G-94332-A1	Merced	Open Hearth Fireplace	Certified Wood Insert	0.49		63 Non-Catalytic	FALSE	8/22/2020	9/1/2020	22.7	0.98	7%	63%	0.299465	100%	0%	0.0052	0.0000	0.0052
G-94381-A2	Fresno	Open Hearth Fireplace	Gas Insert				TRUE	8/6/2021	9/23/2021	22.7	0	7%	68%	0.299465	24%	59%	0.0013	0.0000	0.0013
G-94382-A1	Merced	Open Hearth Fireplace	Gas Insert				TRUE	11/24/2020	12/9/2020	22.7	0	7%	68%	0.299465	68%	32%	0.0035	0.0000	0.0035
G-94386-A1	Madera	Freestanding Non-Certified Wood Stove	Freestanding Certified Wood Stove	1.5		71 Non-Catalytic	FALSE	5/29/2020	7/2/2020	29.5	3	54%	71%	2.61	100%	0%	0.0593	0.0046	0.0547
G-94389-A1	Fresno	Wood-Burning Firebox	Gas Insert				TRUE	4/24/2020	6/3/2020	22.7	0	7%	68%	0.299465	24%	59%	0.0013	0.0000	0.0013
G-94395-A1	Fresno	Open Hearth Fireplace	Gas Insert				TRUE	9/16/2021	10/14/2021	22.7	0	7%	68%	0.299465	24%	59%	0.0013	0.0000	0.0013
G-94408-A1	Kern	Open Hearth Fireplace	Gas Insert				TRUE	6/17/2020	8/6/2020	22.7	0	7%	68%	0.299465	31%	51%	0.0016	0.0000	0.0016
G-94442-A1	Stanislaus	Wood-Burning Firebox	Gas Fireplace				TRUE	6/4/2020	8/6/2020	22.7	0	7%	68%	0.299465	54%	44%	0.0028	0.0000	0.0028
G-94443-A1	Fresno	Open Hearth Fireplace	Gas Insert				TRUE	5/7/2020	5/20/2020	22.7	0	7%	68%	0.299465	24%	59%	0.0013	0.0000	0.0013
G-94452-A1	Fresno	Open Hearth Fireplace	Gas Insert				TRUE	11/3/2020	11/17/2020	22.7	0	7%	68%	0.299465	24%	59%	0.0013	0.0000	0.0013
G-94453-A1	Stanislaus	Non-Certified Wood Insert	Certified Pellet Insert	1.1		66 Non-Catalytic	FALSE	9/29/2020	11/4/2020	29.5	2.2	54%	66%	2.1	100%	0%	0.0477	0.0029	0.0448
G-94459-A1	Fresno	Freestanding Non-Certified Wood Stove	Freestanding Certified Wood Stove	1.8		74 Non-Catalytic	FALSE	7/29/2020	9/1/2020	29.5	3.6	54%	74%	2.09	100%	0%	0.0475	0.0042	0.0432
G-94467-A1	Kern	Wood-Burning Firebox	Gas Insert				TRUE	5/5/2020	5/20/2020	22.7	0	7%	68%	0.299465	31%	51%	0.0016	0.0000	0.0016
G-94486-A1	Kern	Open Hearth Fireplace	Gas Insert				TRUE	12/17/2020	1/6/2021	22.7	0	7%	68%	0.299465	31%	51%	0.0016	0.0000	0.0016
G-94490-A1	Kern	Wood-Burning Firebox	Gas Insert				TRUE	8/24/2020	11/2/2020	22.7	0	7%	68%	0.299465	31%	51%	0.0016	0.0000	0.0016
G-94499-A1	Tulare	Open Hearth Fireplace	Gas Insert				TRUE	5/2/2020	5/19/2020	22.7	0	7%	68%	0.299465	53%	43%	0.0028	0.0000	0.0028
G-94510-A1	Kern	Wood-Burning Firebox	Gas Insert				TRUE	12/10/2020	12/22/2020	22.7	0	7%	68%	0.299465	31%	51%	0.0016	0.0000	0.0016
G-94515-A1	Kern	Open Hearth Fireplace	Gas Insert				TRUE	7/11/2020	8/6/2020	22.7	0	7%	68%	0.299465	31%	51%	0.0016	0.0000	0.0016
G-94516-A1	Merced	Open Hearth Fireplace	Gas Insert				TRUE	8/13/2020	9/16/2020	22.7	0	7%	68%	0.299465	68%	32%	0.0035	0.0000	0.0035
G-94541-A1	Kern	Open Hearth Fireplace	Gas Insert				TRUE	5/16/2020	6/2/2020	22.7	0	7%	68%	0.299465	31%	51%	0.0016	0.0000	0.0016
G-94561-A1	Kern	Wood-Burning Firebox	Gas Insert				TRUE	6/15/2020	6/29/2020	22.7	0	7%	68%	0.299465	31%	51%	0.0016	0.0000	0.0016
G-94562-A1	Stanislaus	Open Hearth Fireplace	Gas Insert				TRUE	5/4/2020	5/19/2020	22.7	0	7%	68%	0.299465	54%	44%	0.0028	0.0000	0.0028
G-94565-A1	Madera	Non-Certified Wood Insert	Certified Pellet Insert	0.89		70 Non-Catalytic	FALSE	4/29/2020	5/19/2020	29.5	1.78	54%	70%	2.1	100%	0%	0.0477	0.0022	0.0455
G-94593-A1	Kern	Wood-Burning Firebox	Gas Insert				TRUE	5/11/2020	8/6/2020	22.7	0	7%	68%	0.299465	31%	51%	0.0016	0.0000	0.0016
G-94595-A1	San Joaquin	Open Hearth Fireplace	Gas Insert				TRUE	5/1/2020	5/19/2020	22.7	0	7%	68%	0.299465	61%	38%	0.0032	0.0000	0.0032
G-94597-A1	Tulare	Wood-Burning Firebox	Certified Wood Insert	2.3		72 Non-Catalytic	TRUE	4/29/2020	5/20/2020	22.7	4.6	7%	72%	0.299465	53%	43%	0.0028	0.0001	0.0027
G-94610-A1	Stanislaus	Open Hearth Fireplace	Gas Insert				TRUE	4/29/2020	5/19/2020	22.7	0	7%	68%	0.299465	54%	44%	0.0028	0.0000	0.0028
G-94611-A1	Merced	Open Hearth Fireplace	Certified Wood Insert	2.9		Non-Catalytic	TRUE	4/25/2020	5/20/2020	22.7	5.8	7%	68%	0.299465	68%	32%	0.0035	0.0001	0.0034
G-94612-A1	Tulare	Non-Certified Wood Insert	Gas Insert				TRUE	5/5/2020	5/20/2020	29.5	0	54%	68%	2.1	53%	43%	0.0254	0.0000	0.0254
G-94623-A1	Fresno	Open Hearth Fireplace	Gas Insert				TRUE	5/12/2020	5/21/2020	22.7	0	7%	68%	0.299465	24%	59%	0.0013	0.0000	0.0013
G-94625-A1	Fresno	Wood-Burning Firebox	Gas Insert				TRUE												

SAN JOAQUIN VALLEY UNIFIED AIR POLLUTION CONTROL DISTRICT

2021 Annual Demonstration Report

August 31, 2022

Contract#	County	OldDeviceType	NewDeviceType	EmissionRating	OverallEfficiency	DeviceSubtype	PipedNatGa	InstallDate	ClaimDate	Emission Factor		Efficiency		FuelUse	Non-Curtailment %		Emissions (tpy PM2.5)		
										EF_Old	EF_New	Eff_Old	Eff_New		B_all	B_reg	Before	After	Reduction
G-94716-A1	Fresno	Open Hearth Fireplace	Gas Insert				TRUE	5/2/2020	5/20/2020	22.7	0	7%	68%	0.299465	24%	59%	0.0013	0.0000	0.0013
G-94723-A1	San Joaquin	Open Hearth Fireplace	Gas Insert				TRUE	5/12/2020	5/21/2020	22.7	0	7%	68%	0.299465	61%	38%	0.0032	0.0000	0.0032
G-94733-A1	Stanislaus	Wood-Burning Firebox	Gas Fireplace				TRUE	5/6/2020	6/2/2020	22.7	0	7%	68%	0.299465	54%	44%	0.0028	0.0000	0.0028
G-94741-A1	Tulare	Wood-Burning Firebox	Gas Insert				TRUE	5/5/2020	5/20/2020	22.7	0	7%	68%	0.299465	53%	43%	0.0028	0.0000	0.0028
G-94742-A1	San Joaquin	Wood-Burning Firebox	Certified Wood Insert	1.6		Non-Catalytic	FALSE	6/6/2020	11/16/2020	22.7	3.2	7%	68%	0.299465	100%	0%	0.0052	0.0001	0.0052
G-94743-A1	Kern	Non-Certified Wood Insert	Gas Insert				TRUE	5/12/2020	5/20/2020	29.5	0	54%	68%	2.1	31%	51%	0.0147	0.0000	0.0147
G-94744-A1	Kern	Open Hearth Fireplace	Gas Insert				TRUE	5/12/2020	7/2/2020	22.7	0	7%	68%	0.299465	31%	51%	0.0016	0.0000	0.0016
G-94750-A1	Fresno	Open Hearth Fireplace	Gas Insert				TRUE	4/9/2020	7/21/2020	22.7	0	7%	68%	0.299465	24%	59%	0.0013	0.0000	0.0013
G-94752-A1	Fresno	Open Hearth Fireplace	Gas Insert				TRUE	6/16/2021	7/15/2021	22.7	0	7%	68%	0.299465	24%	59%	0.0013	0.0000	0.0013
G-94753-A1	Fresno	Open Hearth Fireplace	Gas Insert				TRUE	10/20/2020	11/4/2020	22.7	0	7%	68%	0.299465	24%	59%	0.0013	0.0000	0.0013
G-94779-A1	Kern	Wood-Burning Firebox	Gas Fireplace				TRUE	5/11/2020	8/12/2020	22.7	0	7%	68%	0.299465	31%	51%	0.0016	0.0000	0.0016
G-94783-A1	Fresno	Open Hearth Fireplace	Gas Insert				TRUE	5/29/2021	6/16/2021	22.7	0	7%	68%	0.299465	24%	59%	0.0013	0.0000	0.0013
G-94784-A1	Stanislaus	Open Hearth Fireplace	Gas Insert				TRUE	5/28/2020	7/6/2020	22.7	0	7%	68%	0.299465	54%	44%	0.0028	0.0000	0.0028
G-94786-A1	Kern	Open Hearth Fireplace	Gas Insert				TRUE	5/12/2020	6/29/2020	22.7	0	7%	68%	0.299465	31%	51%	0.0016	0.0000	0.0016
G-94788-A1	Fresno	Freestanding Non-Certified Wood Stove	Freestanding Gas Stove				FALSE	5/12/2020	5/21/2020	29.5	0	54%	68%	2.09	100%	0%	0.0475	0.0000	0.0475
G-94801-A1	Kern	Open Hearth Fireplace	Gas Insert				TRUE	6/5/2020	7/6/2020	22.7	0	7%	68%	0.299465	31%	51%	0.0016	0.0000	0.0016
G-94802-A1	Kern	Wood-Burning Firebox	Gas Insert				TRUE	8/22/2020	9/1/2020	22.7	0	7%	68%	0.299465	31%	51%	0.0016	0.0000	0.0016
G-94803-A1	Kern	Open Hearth Fireplace	Gas Insert				TRUE	6/25/2020	8/6/2020	22.7	0	7%	68%	0.299465	31%	51%	0.0016	0.0000	0.0016
G-94804-A1	Fresno	Freestanding Non-Certified Pellet Stove	Freestanding Gas Stove				TRUE	9/9/2020	10/7/2020	2.9	0	68%	68%	2.09	24%	59%	0.0011	0.0000	0.0011
G-94812-A1	Madera	Freestanding Non-Certified Wood Stove	Freestanding Certified Wood Stove	2.3		72 Non-Catalytic	FALSE	5/13/2020	6/2/2020	29.5	4.6	54%	72%	2.61	100%	0%	0.0593	0.0069	0.0524
G-94813-A1	Kern	Wood-Burning Firebox	Gas Insert				TRUE	5/15/2020	6/26/2020	22.7	0	7%	68%	0.299465	31%	51%	0.0016	0.0000	0.0016
G-94814-A1	Merced	Wood-Burning Firebox	Gas Insert				TRUE	5/13/2020	6/2/2020	22.7	0	7%	68%	0.299465	68%	32%	0.0035	0.0000	0.0035
G-94815-A1	Merced	Non-Certified Pellet Insert	Gas Insert				TRUE	5/8/2020	6/26/2020	2.9	0	68%	68%	2.1	68%	32%	0.0032	0.0000	0.0032
G-94824-A1	Fresno	Open Hearth Fireplace	Gas Insert				TRUE	5/29/2020	6/29/2020	22.7	0	7%	68%	0.299465	24%	59%	0.0013	0.0000	0.0013
G-94827-A1	Stanislaus	Non-Certified Wood Insert	Certified Wood Insert	1.2		72 Non-Catalytic	TRUE	5/8/2020	6/2/2020	29.5	2.4	54%	72%	2.1	54%	44%	0.0258	0.0018	0.0241
G-94839-A1	Stanislaus	Non-Certified Wood Insert	Certified Wood Insert	1.9		78 Hybrid	FALSE	6/12/2020	7/2/2020	29.5	3.8	54%	78%	2.1	100%	0%	0.0477	0.0043	0.0434
G-94840-A1	San Joaquin	Open Hearth Fireplace	Gas Insert				TRUE	5/22/2020	6/26/2020	22.7	0	7%	68%	0.299465	61%	38%	0.0032	0.0000	0.0032
G-94863-A1	Madera	Non-Certified Wood Insert	Certified Wood Insert	2		72 Non-Catalytic	FALSE	5/3/2021	6/8/2021	29.5	4	54%	72%	2.1	100%	0%	0.0477	0.0049	0.0429
G-94894-A1	Tulare	Wood-Burning Firebox	Gas Insert				TRUE	7/2/2020	9/16/2020	22.7	0	7%	68%	0.299465	53%	43%	0.0028	0.0000	0.0028
G-94895-A1	Tulare	Open Hearth Fireplace	Gas Insert				TRUE	5/12/2020	5/21/2020	22.7	0	7%	68%	0.299465	53%	43%	0.0028	0.0000	0.0028
G-94897-A2	Stanislaus	Open Hearth Fireplace	Gas Insert				TRUE	5/21/2021	6/16/2021	22.7	0	7%	68%	0.299465	54%	44%	0.0028	0.0000	0.0028
G-94898-A1	Kings	Wood-Burning Firebox	Gas Insert				TRUE	6/10/2020	6/29/2020	22.7	0	7%	68%	0.299465	48%	48%	0.0025	0.0000	0.0025
G-94899-A1	Fresno	Open Hearth Fireplace	Gas Insert				TRUE	6/18/2020	7/6/2020	22.7	0	7%	68%	0.299465	24%	59%	0.0013	0.0000	0.0013
G-94901-A1	Fresno	Open Hearth Fireplace	Gas Insert				FALSE	12/27/2020	1/21/2021	22.7	0	7%	68%	0.299465	100%	0%	0.0052	0.0000	0.0052
G-94907-A1	Fresno	Wood-Burning Firebox	Gas Insert				TRUE	12/6/2020	1/6/2021	22.7	0	7%	68%	0.299465	24%	59%	0.0013	0.0000	0.0013
G-94937-A1	Kern	Wood-Burning Firebox	Gas Insert				TRUE	5/27/2020	7/22/2020	22.7	0	7%	68%	0.299465	31%	51%	0.0016	0.0000	0.0016
G-94945-A1	Fresno	Wood-Burning Firebox	Gas Insert				TRUE	5/14/2020	6/26/2020	22.7	0	7%	68%	0.299465	24%	59%	0.0013	0.0000	0.0013
G-94953-A1	Fresno	Wood-Burning Firebox	Gas Insert				TRUE	5/13/2020	6/26/2020	22.7	0	7%	68%	0.299465	24%	59%	0.0013	0.0000	0.0013
G-94960-A1	Tulare	Freestanding Non-Certified Wood Stove	Freestanding Gas Stove				TRUE	9/8/2020	1/6/2021	29.5	0	54%	68%	2.4	53%	43%	0.0291	0.0000	0.0291
G-94961-A1	Fresno	Open Hearth Fireplace	Gas Insert				TRUE	6/17/2020	7/2/2020	22.7	0	7%	68%	0.299465	24%	59%	0.0013	0.0000	0.0013
G-94962-A1	Kings	Wood-Burning Firebox	Gas Insert				TRUE	6/26/2020	8/6/2020	22.7	0	7%	68%	0.299465	48%	48%	0.0025	0.0000	0.0025
G-94963-A1	Fresno	Open Hearth Fireplace	Gas Insert				TRUE	6/17/2020	7/2/2020	22.7	0	7%	68%	0.299465	24%	59%	0.0013	0.0000	0.0013
G-94965-A1	Fresno	Open Hearth Fireplace	Gas Insert				TRUE	10/20/2020	11/4/2020	22.7	0	7%	68%	0.299465	24%	59%	0.0013	0.0000	0.0013
G-94967-A1	Stanislaus	Wood-Burning Firebox	Gas Fireplace				TRUE	5/29/2020	6/29/2020	22.7	0	7%	68%	0.299465	54%	44%	0.0028	0.0000	0.0028
G-94968-A1	Fresno	Open Hearth Fireplace	Gas Insert				TRUE	6/4/2020	6/29/2020	22.7	0	7%	68%	0.299465	24%	59%	0.0013	0.0000	0.0013
G-94971-A1	Stanislaus	Non-Certified Wood Insert	Certified Wood Insert	2.9		Non-Catalytic	FALSE	5/14/2020	6/26/2020	29.5	5.8	54%	68%	2.1	100%	0%	0.0477	0.0074	0.0403
G-94972-A1	Merced	Wood-Burning Firebox	Gas Insert				TRUE	5/8/2020	6/26/2020	22.7	0	7%	68%	0.299465	68%	32%	0.0035	0.0000	0.0035
G-94976-A1	Tulare	Wood-Burning Firebox	Certified Wood Insert	4.5		71 Non-Catalytic	FALSE	5/27/2020	7/22/2020	22.7	9	7%	71%	0.299465	100%	0%	0.0052	0.0002	0.0050
G-94992-A1	Fresno	Certified Wood Insert	Gas Insert				TRUE	6/8/2020	7/21/2020	14.5785	0	68%	68%	2.1	24%	59%	0.0057	0.0000	0.0057
G-95016-A1	Fresno	Open Hearth Fireplace	Gas Insert				TRUE	6/8/2020	7/21/2020	22.7	0	7%	68%	0.299465	24%	59%	0.0013	0.0000	0.0013
G-95018-A1	Tulare	Non-Certified Pellet Insert	Gas Insert				TRUE	5/21/2020	6/26/2020	2.9	0	68%	68%	2.1	53%	43%	0.0025	0.0000	0.0025
G-95022-A1	Fresno	Open Hearth Fireplace	Gas Insert				TRUE	5/21/2020	6/26/2020	22.7	0	7%	68%	0.299465	24%	59%	0.0013	0.0000	0.0013
G-95039-A1	Fresno	Non-Certified Wood Insert	Gas Insert				TRUE	7/21/2020	8/12/2020	29.5	0	54%	68%	2.1	24%	59%	0.0115	0.0000	0.0115
G-95040-A1	Merced	Freestanding Non-Certified Wood Stove	Freestanding Certified Wood Stove	2.3		72 Non-Catalytic	FALSE	5/27/2020	6/29/2020	29.5	4.6	54%	72%	2.67	100%	0%	0.0606	0.0071	0.0536
G-95041-A1	Merced	Wood-Burning Firebox	Certified Wood Insert	2.3		72 Non-Catalytic	TRUE	5/30/2020	7/21/2020	22.7	4.6	7%	72%	0.299465	68%	32%	0.0035	0.0001	0.0035
G-95051-A1	Stanislaus	Open Hearth Fireplace	Certified Pellet Insert	2.4		Non-Catalytic	TRUE	5/14/2020	2/2/2021	22.7	4.8	7%	68%	0.299465	54%	44%	0.0028	0.0001	0.0028
G-95052-A1	Stanislaus	Open Hearth Fireplace	Certified Pellet Insert	2.4		Non-Catalytic	TRUE	5/14/2020	7/22/2020	22.7	4.8	7%	68%	0.299465	54%	44%	0.0028	0.0001	0.0028
G-95063-A1	Fresno	Open Hearth Fireplace	Gas Insert				TRUE	2/4/2021	2/24/2021	22.7	0	7%	68%	0.299465	24%	59%	0.0013	0.0000	0.0013
G-95073-A1	Fresno	Certified Pellet Insert	Gas Insert				TRUE	6/23/2020	7/22/2020	2.9	0	68%	68%	2.1	24%	59%	0.0011	0.0000	0.0011
G-95077-A1	Kern	Open Hearth Fireplace	Gas Insert				TRUE	5/20/2020	7/22/2020	22.7	0	7%	68%	0.299465	31%	51%	0.0016	0.0000	0.0016
G-95088-A1	Madera	Open Hearth Fireplace	Certified Wood Insert	2.9		Non-Catalytic	FALSE	5/22/2020	6/2/2020	22.7	5.8	7%	68%	0.299465	100%	0%	0.0052	0.0001	0.0051
G-95089-A1	Fresno	Open Hearth Fireplace	Gas Insert				TRUE	8/19/2020	9/17/2020	22.7	0	7%	68%	0.299465	24%	59%	0.0013	0.0000	0.0013
G-95091-A1	Fresno	Wood-Burning Firebox	Gas Insert				TRUE	5/19/2020	6/26/2020	22.7	0	7%	68%	0.299465	24%	59%	0.0013	0.0000	0.0013
G-95092-A1	Kern	Wood-Burning Firebox	Gas Insert				TRUE	7/31/2020	10/6/2020	22.7	0	7%	68%	0.299465	31%	51%	0.0016	0.0000	0.0016
G-95115-A1	Merced	Certified Wood Insert	Gas Insert				TRUE	6/4/2020	7/22/2020	14.5785	0	68%	68%	2.1	68%	32%	0.0159	0.0000	0.0159
G-95120-A1	Fresno	Wood-Burning Firebox	Gas Insert				TRUE	12/4/2020	1/6/2021	22.7	0	7%	68%	0.299465	24%	59%	0.0013	0.0000	0.0013
G-95121-A1	Merced	Open Hearth Fireplace	Gas Insert				TRUE	5/20/2021	6/16/2021	22.7	0	7%	68%	0.299465	68%	32%	0.0035	0.0000	0.0035
G-95129-A1	Fresno	Open Hearth Fireplace	Gas Insert				TRUE	11/10/2020	1/6/2021										

SAN JOAQUIN VALLEY UNIFIED AIR POLLUTION CONTROL DISTRICT

2021 Annual Demonstration Report

August 31, 2022

Contract#	County	OldDeviceType	NewDeviceType	EmissionRating	OverallEfficiency	DeviceSubtype	PipedNatGa	InstallDate	ClaimDate	Emission Factor		Efficiency		FuelUse	Non-Curtailment %		Emissions (tpy PM2.5)		
										EF_Old	EF_New	Eff_Old	Eff_New		B_all	B_reg	Before	After	Reduction
G-95325-A1	Kern	Non-Certified Wood Insert	Gas Insert				TRUE	6/5/2020	6/29/2020	29.5	0	54%	68%	2.1	31%	51%	0.0147	0.0000	0.0147
G-95335-A1	Fresno	Open Hearth Fireplace	Gas Insert				TRUE	7/23/2020	8/12/2020	22.7	0	7%	68%	0.299465	24%	59%	0.0013	0.0000	0.0013
G-95339-A1	Kern	Open Hearth Fireplace	Gas Insert				TRUE	6/24/2020	8/6/2020	22.7	0	7%	68%	0.299465	31%	51%	0.0016	0.0000	0.0016
G-95340-A1	Stanislaus	Open Hearth Fireplace	Certified Wood Insert	1.7		73 Non-Catalytic	FALSE	7/30/2020	11/4/2020	22.7	3.4	7%	73%	0.299465	100%	0%	0.0052	0.0001	0.0052
G-95366-A1	Stanislaus	Open Hearth Fireplace	Gas Insert				TRUE	5/22/2020	6/29/2020	22.7	0	7%	68%	0.299465	54%	44%	0.0028	0.0000	0.0028
G-95386-A1	Fresno	Open Hearth Fireplace	Gas Insert				TRUE	6/26/2020	9/16/2020	22.7	0	7%	68%	0.299465	24%	59%	0.0013	0.0000	0.0013
G-95396-A1	Fresno	Open Hearth Fireplace	Gas Insert				TRUE	6/18/2020	7/22/2020	22.7	0	7%	68%	0.299465	24%	59%	0.0013	0.0000	0.0013
G-95401-A1	Fresno	Open Hearth Fireplace	Gas Insert				TRUE	6/26/2020	7/22/2020	22.7	0	7%	68%	0.299465	24%	59%	0.0013	0.0000	0.0013
G-95402-A1	Fresno	Open Hearth Fireplace	Gas Insert				TRUE	6/20/2020	7/22/2020	22.7	0	7%	68%	0.299465	24%	59%	0.0013	0.0000	0.0013
G-95403-A1	Fresno	Open Hearth Fireplace	Gas Insert				TRUE	5/28/2020	6/29/2020	22.7	0	7%	68%	0.299465	24%	59%	0.0013	0.0000	0.0013
G-95405-A1	Fresno	Wood-Burning Firebox	Gas Insert				TRUE	6/2/2020	6/29/2020	22.7	0	7%	68%	0.299465	24%	59%	0.0013	0.0000	0.0013
G-95406-A1	Merced	Open Hearth Fireplace	Gas Insert				TRUE	7/9/2020	8/6/2020	22.7	0	7%	68%	0.299465	68%	32%	0.0035	0.0000	0.0035
G-95412-A1	Kern	Open Hearth Fireplace	Gas Insert				TRUE	6/8/2020	7/2/2020	22.7	0	7%	68%	0.299465	31%	51%	0.0016	0.0000	0.0016
G-95439-A1	Kern	Open Hearth Fireplace	Gas Insert				TRUE	8/12/2020	9/1/2020	22.7	0	7%	68%	0.299465	31%	51%	0.0016	0.0000	0.0016
G-95440-A1	Tulare	Open Hearth Fireplace	Gas Insert				TRUE	7/9/2020	7/30/2020	22.7	0	7%	68%	0.299465	53%	43%	0.0028	0.0000	0.0028
G-95442-A1	Kern	Open Hearth Fireplace	Gas Insert				TRUE	6/4/2020	6/26/2020	22.7	0	7%	68%	0.299465	31%	51%	0.0016	0.0000	0.0016
G-95443-A1	Kern	Open Hearth Fireplace	Gas Insert				TRUE	6/4/2020	7/21/2020	22.7	0	7%	68%	0.299465	31%	51%	0.0016	0.0000	0.0016
G-95446-A1	Fresno	Wood-Burning Firebox	Gas Insert				TRUE	12/28/2020	2/3/2021	22.7	0	7%	68%	0.299465	24%	59%	0.0013	0.0000	0.0013
G-95448-A1	Stanislaus	Open Hearth Fireplace	Gas Insert				TRUE	6/11/2020	8/6/2020	22.7	0	7%	68%	0.299465	54%	44%	0.0028	0.0000	0.0028
G-95455-A1	Fresno	Open Hearth Fireplace	Gas Insert				TRUE	6/5/2020	6/29/2020	22.7	0	7%	68%	0.299465	24%	59%	0.0013	0.0000	0.0013
G-95479-A1	Fresno	Non-Certified Wood Insert	Gas Insert				TRUE	7/1/2020	7/22/2020	29.5	0	54%	68%	2.1	24%	59%	0.0115	0.0000	0.0115
G-95482-A1	Fresno	Wood-Burning Firebox	Gas Insert				TRUE	7/11/2020	7/30/2020	22.7	0	7%	68%	0.299465	24%	59%	0.0013	0.0000	0.0013
G-95503-A1	Fresno	Open Hearth Fireplace	Gas Insert				TRUE	6/19/2020	7/30/2020	22.7	0	7%	68%	0.299465	24%	59%	0.0013	0.0000	0.0013
G-95504-A1	Fresno	Open Hearth Fireplace	Certified Wood Insert	1.8		74 Non-Catalytic	FALSE	7/10/2020	8/25/2020	22.7	3.6	7%	74%	0.299465	100%	0%	0.0052	0.0001	0.0052
G-95505-A1	Fresno	Open Hearth Fireplace	Gas Insert				TRUE	11/4/2020	12/17/2020	22.7	0	7%	68%	0.299465	24%	59%	0.0013	0.0000	0.0013
G-95507-A1	Kern	Open Hearth Fireplace	Gas Insert				TRUE	7/20/2020	8/7/2020	22.7	0	7%	68%	0.299465	31%	51%	0.0016	0.0000	0.0016
G-95527-A1	Stanislaus	Non-Certified Pellet Insert	Gas Fireplace				TRUE	7/20/2020	8/12/2020	2.9	0	68%	68%	2.1	54%	44%	0.0025	0.0000	0.0025
G-95540-A1	San Joaquin	Non-Certified Wood Insert	Gas Fireplace				TRUE	9/24/2020	11/2/2020	29.5	0	54%	68%	2.1	61%	38%	0.0290	0.0000	0.0290
G-95558-A1	Madera	Freestanding Non-Certified Wood Stove	Freestanding Certified Pellet Stove	1.8		60 Non-Catalytic	FALSE	7/14/2020	8/17/2020	29.5	3.6	54%	60%	2.61	100%	0%	0.0593	0.0065	0.0528
G-95560-A1	Merced	Open Hearth Fireplace	Gas Insert				TRUE	8/3/2020	9/1/2020	22.7	0	7%	68%	0.299465	68%	32%	0.0035	0.0000	0.0035
G-95586-A1	Fresno	Open Hearth Fireplace	Gas Insert				TRUE	7/14/2020	8/6/2020	22.7	0	7%	68%	0.299465	24%	59%	0.0013	0.0000	0.0013
G-95587-A1	Fresno	Non-Certified Wood Insert	Gas Insert				TRUE	6/11/2020	6/29/2020	29.5	0	54%	68%	2.1	24%	59%	0.0115	0.0000	0.0115
G-95589-A1	Fresno	Non-Certified Wood Insert	Gas Insert				TRUE	6/5/2020	6/29/2020	29.5	0	54%	68%	2.1	24%	59%	0.0115	0.0000	0.0115
G-95591-A1	Tulare	Open Hearth Fireplace	Gas Insert				TRUE	6/22/2020	3/4/2021	22.7	0	7%	68%	0.299465	53%	43%	0.0028	0.0000	0.0028
G-95592-A1	Tulare	Non-Certified Wood Insert	Gas Insert				TRUE	6/1/2020	6/29/2020	29.5	0	54%	68%	2.1	53%	43%	0.0254	0.0000	0.0254
G-95593-A1	Fresno	Wood-Burning Firebox	Gas Fireplace				TRUE	7/22/2020	8/17/2020	22.7	0	7%	68%	0.299465	24%	59%	0.0013	0.0000	0.0013
G-95596-A1	Kern	Open Hearth Fireplace	Gas Insert				TRUE	12/14/2020	1/8/2021	22.7	0	7%	68%	0.299465	31%	51%	0.0016	0.0000	0.0016
G-95597-A1	Kern	Open Hearth Fireplace	Gas Insert				TRUE	6/10/2020	6/29/2020	22.7	0	7%	68%	0.299465	31%	51%	0.0016	0.0000	0.0016
G-95598-A1	Fresno	Wood-Burning Firebox	Gas Insert				TRUE	6/9/2020	7/2/2020	22.7	0	7%	68%	0.299465	24%	59%	0.0013	0.0000	0.0013
G-95599-A1	Kern	Wood-Burning Firebox	Gas Insert				TRUE	7/20/2020	8/7/2020	22.7	0	7%	68%	0.299465	31%	51%	0.0016	0.0000	0.0016
G-95604-A1	Tulare	Wood-Burning Firebox	Gas Insert				TRUE	6/23/2020	7/22/2020	22.7	0	7%	68%	0.299465	53%	43%	0.0028	0.0000	0.0028
G-95612-A1	Fresno	Open Hearth Fireplace	Gas Insert				TRUE	7/9/2020	8/6/2020	22.7	0	7%	68%	0.299465	24%	59%	0.0013	0.0000	0.0013
G-95637-A1	San Joaquin	Wood-Burning Firebox	Gas Fireplace				TRUE	7/28/2020	8/17/2020	22.7	0	7%	68%	0.299465	61%	38%	0.0032	0.0000	0.0032
G-95651-A1	Kern	Open Hearth Fireplace	Gas Insert				TRUE	6/27/2020	7/22/2020	22.7	0	7%	68%	0.299465	31%	51%	0.0016	0.0000	0.0016
G-95652-A1	Fresno	Open Hearth Fireplace	Gas Insert				TRUE	6/18/2020	7/22/2020	22.7	0	7%	68%	0.299465	24%	59%	0.0013	0.0000	0.0013
G-95653-A1	Fresno	Open Hearth Fireplace	Gas Insert				TRUE	6/9/2020	7/21/2020	22.7	0	7%	68%	0.299465	24%	59%	0.0013	0.0000	0.0013
G-95654-A1	Fresno	Wood-Burning Firebox	Gas Fireplace				TRUE	7/8/2020	9/21/2020	22.7	0	7%	68%	0.299465	24%	59%	0.0013	0.0000	0.0013
G-95659-A1	Fresno	Open Hearth Fireplace	Gas Insert				TRUE	6/26/2020	9/9/2020	22.7	0	7%	68%	0.299465	24%	59%	0.0013	0.0000	0.0013
G-95660-A1	Stanislaus	Non-Certified Wood Insert	Certified Pellet Insert	1.1		66 Non-Catalytic	FALSE	8/4/2020	9/17/2020	29.5	2.2	54%	66%	2.1	100%	0%	0.0477	0.0029	0.0448
G-95665-A1	Kern	Wood-Burning Firebox	Gas Insert				TRUE	6/26/2020	7/22/2020	22.7	0	7%	68%	0.299465	31%	51%	0.0016	0.0000	0.0016
G-95667-A1	Fresno	Wood-Burning Firebox	Gas Insert				TRUE	7/21/2020	8/7/2020	22.7	0	7%	68%	0.299465	24%	59%	0.0013	0.0000	0.0013
G-95668-A1	Kern	Certified Wood Insert	Gas Insert				TRUE	6/18/2020	7/22/2020	14.5785	0	68%	68%	2.1	31%	51%	0.0073	0.0000	0.0073
G-95674-A1	Fresno	Wood-Burning Firebox	Gas Insert				TRUE	6/24/2020	7/22/2020	22.7	0	7%	68%	0.299465	24%	59%	0.0013	0.0000	0.0013
G-95676-A1	Fresno	Wood-Burning Firebox	Gas Insert				TRUE	6/12/2020	7/22/2020	22.7	0	7%	68%	0.299465	24%	59%	0.0013	0.0000	0.0013
G-95678-A1	Tulare	Open Hearth Fireplace	Gas Insert				TRUE	1/26/2021	2/11/2021	22.7	0	7%	68%	0.299465	53%	43%	0.0028	0.0000	0.0028
G-95679-A1	Fresno	Wood-Burning Firebox	Gas Insert				TRUE	6/6/2020	6/29/2020	22.7	0	7%	68%	0.299465	24%	59%	0.0013	0.0000	0.0013
G-95685-A1	San Joaquin	Wood-Burning Firebox	Gas Insert				TRUE	12/14/2020	1/5/2021	22.7	0	7%	68%	0.299465	61%	38%	0.0032	0.0000	0.0032
G-95693-A1	Merced	Open Hearth Fireplace	Gas Insert				TRUE	6/19/2020	7/22/2020	22.7	0	7%	68%	0.299465	68%	32%	0.0035	0.0000	0.0035
G-95711-A1	Fresno	Open Hearth Fireplace	Gas Insert				TRUE	6/26/2020	7/22/2020	22.7	0	7%	68%	0.299465	24%	59%	0.0013	0.0000	0.0013
G-95741-A1	Merced	Open Hearth Fireplace	Gas Insert				TRUE	6/18/2020	9/17/2020	22.7	0	7%	68%	0.299465	68%	32%	0.0035	0.0000	0.0035
G-95754-A1	Merced	Open Hearth Fireplace	Gas Insert				FALSE	12/22/2020	1/11/2021	22.7	0	7%	68%	0.299465	100%	0%	0.0052	0.0000	0.0052
G-95756-A1	Madera	Open Hearth Fireplace	Gas Insert				TRUE	10/28/2020	11/17/2020	22.7	0	7%	68%	0.299465	33%	57%	0.0017	0.0000	0.0017
G-95766-A1	Fresno	Non-Certified Wood Insert	Gas Insert				TRUE	6/6/2020	7/2/2020	29.5	0	54%	68%	2.1	24%	59%	0.0115	0.0000	0.0115
G-95767-A1	Fresno	Certified Wood Insert	Gas Insert				TRUE	8/25/2020	9/10/2020	14.5785	0	68%	68%	2.1	24%	59%	0.0057	0.0000	0.0057
G-95770-A1	Fresno	Wood-Burning Firebox	Gas Insert				TRUE	7/16/2020	8/6/2020	22.7	0	7%	68%	0.299465	24%	59%	0.0013	0.0000	0.0013
G-95776-A1	Fresno	Open Hearth Fireplace	Gas Insert				TRUE	7/9/2020	8/6/2020	22.7	0	7%	68%	0.299465	24%	59%	0.0013	0.0000	0.0013
G-95782-A1	Fresno	Wood-Burning Firebox	Gas Insert				TRUE	6/10/2020	7/2/2020	22.7	0	7%	68%	0.299465	24%	59%	0.0013	0.0000	0.0013
G-95783-A1	Fresno	Open Hearth Fireplace	Gas Insert				TRUE	8/5/2020	8/24/2020	22.7	0	7%	68%	0.299465	24%	59%	0.0013	0.0000	0.0013
G-95835-A1	Kern	Wood-Burning Firebox	Gas Insert																

SAN JOAQUIN VALLEY UNIFIED AIR POLLUTION CONTROL DISTRICT

2021 Annual Demonstration Report

August 31, 2022

Contract#	County	OldDeviceType	NewDeviceType	EmissionRating	OverallEfficiency	DeviceSubtype	PipedNatGas	InstallDate	ClaimDate	Emission Factor		Efficiency		FuelUse	Non-Curtailment %		Emissions (tpy PM2.5)		
										EF_Old	EF_New	Eff_Old	Eff_New		B _{all}	B _{reg}	Before	After	Reduction
G-96003-A1	Merced	Non-Certified Wood Insert	Certified Wood Insert	2		72 Non-Catalytic	FALSE	7/1/2020	8/7/2020	29.5	4	54%	72%	2.1	100%	0%	0.0477	0.0049	0.0429
G-96006-A1	Fresno	Open Hearth Fireplace	Gas Insert				TRUE	7/27/2020	8/12/2020	22.7	0	7%	68%	0.299465	24%	59%	0.0013	0.0000	0.0013
G-96015-A1	Fresno	Wood-Burning Firebox	Gas Insert				TRUE	8/4/2020	8/17/2020	22.7	0	7%	68%	0.299465	24%	59%	0.0013	0.0000	0.0013
G-96016-A1	Stanislaus	Non-Certified Wood Insert	Gas Fireplace				TRUE	6/24/2020	8/25/2020	29.5	0	54%	68%	2.1	54%	44%	0.0258	0.0000	0.0258
G-96017-A1	Stanislaus	Open Hearth Fireplace	Gas Insert				TRUE	6/12/2020	7/22/2020	22.7	0	7%	68%	0.299465	54%	44%	0.0028	0.0000	0.0028
G-96019-A1	Madera	Open Hearth Fireplace	Gas Insert				TRUE	9/1/2020	9/17/2020	22.7	0	7%	68%	0.299465	33%	57%	0.0017	0.0000	0.0017
G-96020-A1	Madera	Wood-Burning Firebox	Gas Insert				TRUE	7/3/2020	7/22/2020	22.7	0	7%	68%	0.299465	33%	57%	0.0017	0.0000	0.0017
G-96041-A1	Merced	Open Hearth Fireplace	Certified Wood Insert	2.9		Non-Catalytic	TRUE	6/16/2020	7/30/2020	22.7	5.8	7%	68%	0.299465	68%	32%	0.0035	0.0001	0.0034
G-96042-A1	Kern	Open Hearth Fireplace	Gas Insert				TRUE	1/2/2021	2/9/2021	22.7	0	7%	68%	0.299465	31%	51%	0.0016	0.0000	0.0016
G-96044-A1	Madera	Open Hearth Fireplace	Certified Wood Insert	1.7		76 Hybrid	FALSE	7/30/2020	8/17/2020	22.7	3.4	7%	76%	0.299465	100%	0%	0.0052	0.0001	0.0052
G-96046-A1	Merced	Open Hearth Fireplace	Certified Wood Insert	0.89		76 Catalytic	TRUE	6/29/2020	7/22/2020	22.7	1.78	7%	76%	0.299465	68%	32%	0.0035	0.0000	0.0035
G-96047-A1	Fresno	Wood-Burning Firebox	Gas Insert				TRUE	7/20/2020	10/28/2020	22.7	0	7%	68%	0.299465	24%	59%	0.0013	0.0000	0.0013
G-96049-A1	Kern	Wood-Burning Firebox	Gas Insert				TRUE	6/17/2020	7/21/2020	22.7	0	7%	68%	0.299465	31%	51%	0.0016	0.0000	0.0016
G-96050-A1	Kern	Open Hearth Fireplace	Gas Insert				TRUE	6/17/2020	7/22/2020	22.7	0	7%	68%	0.299465	31%	51%	0.0016	0.0000	0.0016
G-96069-A1	Madera	Freestanding Non-Certified Wood Stove	Certified Wood Insert	1.6		73 Non-Catalytic	FALSE	8/14/2020	9/1/2020	29.5	3.2	54%	73%	2.61	100%	0%	0.0593	0.0048	0.0545
G-96072-A1	Stanislaus	Wood-Burning Firebox	Gas Insert				TRUE	7/9/2020	8/6/2020	22.7	0	7%	68%	0.299465	54%	44%	0.0028	0.0000	0.0028
G-96074-A1	Tulare	Open Hearth Fireplace	Gas Insert				FALSE	11/17/2020	12/22/2020	22.7	0	7%	68%	0.299465	100%	0%	0.0052	0.0000	0.0052
G-96089-A1	Fresno	Wood-Burning Firebox	Gas Insert				TRUE	7/8/2020	8/6/2020	22.7	0	7%	68%	0.299465	24%	59%	0.0013	0.0000	0.0013
G-96092-A1	Fresno	Open Hearth Fireplace	Gas Insert				TRUE	10/2/2020	10/20/2020	22.7	0	7%	68%	0.299465	24%	59%	0.0013	0.0000	0.0013
G-96101-A1	Kern	Open Hearth Fireplace	Gas Insert				TRUE	6/18/2020	7/21/2020	22.7	0	7%	68%	0.299465	31%	51%	0.0016	0.0000	0.0016
G-96102-A1	Kern	Open Hearth Fireplace	Gas Insert				TRUE	6/19/2020	7/21/2020	22.7	0	7%	68%	0.299465	31%	51%	0.0016	0.0000	0.0016
G-96103-A1	Fresno	Open Hearth Fireplace	Gas Insert				TRUE	7/27/2020	9/10/2020	22.7	0	7%	68%	0.299465	24%	59%	0.0013	0.0000	0.0013
G-96117-A1	Stanislaus	Open Hearth Fireplace	Gas Insert				TRUE	6/26/2020	7/22/2020	22.7	0	7%	68%	0.299465	54%	44%	0.0028	0.0000	0.0028
G-96118-A1	Fresno	Open Hearth Fireplace	Gas Insert				TRUE	7/7/2020	8/12/2020	22.7	0	7%	68%	0.299465	24%	59%	0.0013	0.0000	0.0013
G-96119-A1	Fresno	Open Hearth Fireplace	Gas Insert				TRUE	7/31/2020	8/17/2020	22.7	0	7%	68%	0.299465	24%	59%	0.0013	0.0000	0.0013
G-96120-A1	Fresno	Open Hearth Fireplace	Gas Insert				TRUE	6/29/2020	8/6/2020	22.7	0	7%	68%	0.299465	24%	59%	0.0013	0.0000	0.0013
G-96123-A1	Fresno	Non-Certified Wood Insert	Gas Insert				TRUE	7/8/2020	8/7/2020	29.5	0	54%	68%	2.1	24%	59%	0.0115	0.0000	0.0115
G-96131-A1	Fresno	Open Hearth Fireplace	Freestanding Certified Wood Stove	1.9		Non-Catalytic	FALSE	7/9/2020	8/6/2020	22.7	3.8	7%	68%	0.299465	100%	0%	0.0052	0.0001	0.0051
G-96133-A1	San Joaquin	Open Hearth Fireplace	Gas Insert				TRUE	7/21/2020	8/17/2020	22.7	0	7%	68%	0.299465	61%	38%	0.0032	0.0000	0.0032
G-96136-A1	Kern	Wood-Burning Firebox	Gas Insert				TRUE	8/5/2020	10/6/2020	22.7	0	7%	68%	0.299465	31%	51%	0.0016	0.0000	0.0016
G-96144-A1	Fresno	Open Hearth Fireplace	Gas Insert				TRUE	6/16/2020	7/21/2020	22.7	0	7%	68%	0.299465	24%	59%	0.0013	0.0000	0.0013
G-96145-A1	Fresno	Wood-Burning Firebox	Gas Insert				FALSE	8/6/2020	9/10/2020	22.7	0	7%	68%	0.299465	100%	0%	0.0052	0.0000	0.0052
G-96162-A1	Merced	Non-Certified Pellet Insert	Gas Insert				TRUE	9/8/2020	9/28/2020	2.9	0	68%	68%	2.1	68%	32%	0.0032	0.0000	0.0032
G-96165-A1	Fresno	Open Hearth Fireplace	Gas Insert				TRUE	9/28/2020	10/20/2020	22.7	0	7%	68%	0.299465	24%	59%	0.0013	0.0000	0.0013
G-96167-A1	Fresno	Wood-Burning Firebox	Gas Insert				TRUE	8/3/2020	8/17/2020	22.7	0	7%	68%	0.299465	24%	59%	0.0013	0.0000	0.0013
G-96168-A1	Fresno	Wood-Burning Firebox	Gas Insert				TRUE	7/23/2020	8/17/2020	22.7	0	7%	68%	0.299465	24%	59%	0.0013	0.0000	0.0013
G-96175-A1	San Joaquin	Wood-Burning Firebox	Gas Insert				TRUE	7/9/2020	8/7/2020	22.7	0	7%	68%	0.299465	61%	38%	0.0032	0.0000	0.0032
G-96180-A1	Madera	Wood-Burning Firebox	Gas Insert				FALSE	11/9/2020	7/15/2021	22.7	0	7%	68%	0.299465	100%	0%	0.0052	0.0000	0.0052
G-96201-A1	Fresno	Open Hearth Fireplace	Gas Insert				TRUE	7/14/2020	8/6/2020	22.7	0	7%	68%	0.299465	24%	59%	0.0013	0.0000	0.0013
G-96205-A1	Fresno	Open Hearth Fireplace	Gas Insert				TRUE	6/23/2020	7/30/2020	22.7	0	7%	68%	0.299465	24%	59%	0.0013	0.0000	0.0013
G-96206-A1	San Joaquin	Open Hearth Fireplace	Gas Insert				TRUE	9/9/2020	10/21/2020	22.7	0	7%	68%	0.299465	61%	38%	0.0032	0.0000	0.0032
G-96209-A1	Madera	Wood-Burning Firebox	Gas Insert				TRUE	6/22/2020	7/22/2020	22.7	0	7%	68%	0.299465	33%	57%	0.0017	0.0000	0.0017
G-96210-A1	Tulare	Open Hearth Fireplace	Gas Insert				TRUE	7/1/2020	7/22/2020	22.7	0	7%	68%	0.299465	53%	43%	0.0028	0.0000	0.0028
G-96218-A1	Kern	Open Hearth Fireplace	Gas Insert				TRUE	8/11/2020	9/10/2020	22.7	0	7%	68%	0.299465	31%	51%	0.0016	0.0000	0.0016
G-96229-A1	Fresno	Wood-Burning Firebox	Gas Fireplace				TRUE	7/29/2020	8/17/2020	22.7	0	7%	68%	0.299465	24%	59%	0.0013	0.0000	0.0013
G-96241-A1	Fresno	Open Hearth Fireplace	Gas Insert				TRUE	7/24/2020	8/17/2020	22.7	0	7%	68%	0.299465	24%	59%	0.0013	0.0000	0.0013
G-96242-A1	Tulare	Open Hearth Fireplace	Gas Insert				TRUE	7/24/2020	8/17/2020	22.7	0	7%	68%	0.299465	53%	43%	0.0028	0.0000	0.0028
G-96243-A1	Fresno	Wood-Burning Firebox	Certified Wood Insert	2.3		72 Non-Catalytic	FALSE	7/3/2020	8/6/2020	22.7	4.6	7%	72%	0.299465	100%	0%	0.0052	0.0001	0.0051
G-96245-A1	Tulare	Open Hearth Fireplace	Gas Insert				TRUE	6/19/2020	7/30/2020	22.7	0	7%	68%	0.299465	53%	43%	0.0028	0.0000	0.0028
G-96275-A1	Madera	Freestanding Non-Certified Wood Stove	Freestanding Certified Pellet Stove	0.99		77 Non-Catalytic	FALSE	6/24/2020	7/22/2020	29.5	1.98	54%	77%	2.61	100%	0%	0.0593	0.0028	0.0565
G-96302-A1	Fresno	Open Hearth Fireplace	Gas Insert				TRUE	7/27/2020	8/17/2020	22.7	0	7%	68%	0.299465	24%	59%	0.0013	0.0000	0.0013
G-96306-A1	Stanislaus	Open Hearth Fireplace	Freestanding Gas Stove				TRUE	1/7/2021	2/9/2021	22.7	0	7%	68%	0.299465	54%	44%	0.0028	0.0000	0.0028
G-96324-A1	Kern	Open Hearth Fireplace	Gas Insert				TRUE	8/9/2020	8/24/2020	22.7	0	7%	68%	0.299465	31%	51%	0.0016	0.0000	0.0016
G-96339-A1	Stanislaus	Non-Certified Wood Insert	Gas Insert				TRUE	7/9/2020	8/6/2020	29.5	0	54%	68%	2.1	54%	44%	0.0258	0.0000	0.0258
G-96341-A1	Madera	Wood-Burning Firebox	Gas Insert				TRUE	6/26/2020	7/22/2020	22.7	0	7%	68%	0.299465	33%	57%	0.0017	0.0000	0.0017
G-96342-A1	Fresno	Non-Certified Wood Insert	Gas Insert				TRUE	6/23/2020	8/6/2020	29.5	0	54%	68%	2.1	24%	59%	0.0115	0.0000	0.0115
G-96343-A1	Tulare	Freestanding Non-Certified Wood Stove	Freestanding Certified Wood Stove	1.3		70 Non-Catalytic	FALSE	10/2/2020	11/23/2020	29.5	2.6	54%	70%	2.4	100%	0%	0.0545	0.0037	0.0508
G-96347-A1	Tulare	Open Hearth Fireplace	Gas Insert				TRUE	10/1/2020	12/1/2020	22.7	0	7%	68%	0.299465	53%	43%	0.0028	0.0000	0.0028
G-96354-A1	Fresno	Open Hearth Fireplace	Gas Insert				TRUE	10/9/2020	11/17/2020	22.7	0	7%	68%	0.299465	24%	59%	0.0013	0.0000	0.0013
G-96356-A1	Fresno	Open Hearth Fireplace	Gas Insert				TRUE	7/29/2020	8/17/2020	22.7	0	7%	68%	0.299465	24%	59%	0.0013	0.0000	0.0013
G-96357-A1	Fresno	Wood-Burning Firebox	Gas Fireplace				TRUE	7/6/2020	7/22/2020	22.7	0	7%	68%	0.299465	24%	59%	0.0013	0.0000	0.0013
G-96375-A1	Fresno	Open Hearth Fireplace	Gas Insert				TRUE	7/21/2020	8/6/2020	22.7	0	7%	68%	0.299465	24%	59%	0.0013	0.0000	0.0013
G-96377-A1	Fresno	Non-Certified Pellet Insert	Gas Fireplace				FALSE	8/25/2020	9/16/2020	2.9	0	68%	68%	2.1	100%	0%	0.0047	0.0000	0.0047
G-96384-A1	Fresno	Wood-Burning Firebox	Gas Fireplace				TRUE	7/22/2020	8/17/2020	22.7	0	7%	68%	0.299465	24%	59%	0.0013	0.0000	0.0013
G-96387-A1	Madera	Open Hearth Fireplace	Gas Insert				TRUE	7/1/2020	7/21/2020	22.7	0	7%	68%	0.299465	33%	57%	0.0017	0.0000	0.0017
G-96426-A1	San Joaquin	Open Hearth Fireplace	Gas Insert				TRUE	8/24/2020	10/28/2020	22.7	0	7%	68%	0.299465	61%	38%	0.0032	0.0000	0.0032
G-96440-A1	Kern	Wood-Burning Firebox	Gas Insert				TRUE	7/28/2020	11/4/2020	22.7	0	7%	68%	0.299465	31%	51%	0.0016	0.0000	0.0016
G-96441-A1	Kern	Open Hearth Fireplace	Gas Insert				TRUE	7/28/2020	9/28/2020	22.7	0	7%	68%	0.299465					

SAN JOAQUIN VALLEY UNIFIED AIR POLLUTION CONTROL DISTRICT

2021 Annual Demonstration Report

August 31, 2022

Contract#	County	OldDeviceType	NewDeviceType	EmissionRating	OverallEfficiency	DeviceSubtype	PipedNatGa	InstallDate	ClaimDate	Emission Factor		Efficiency		FuelUse	Non-Curtailment %		Emissions (tpy PM2.5)		
										EF_Old	EF_New	Eff_Old	Eff_New		B_all	B_reg	Before	After	Reduction
G-96641-A1	Kern	Open Hearth Fireplace	Gas Insert				TRUE	2/1/2021	2/22/2021	22.7	0	7%	68%	0.299465	31%	51%	0.0016	0.0000	0.0016
G-96642-A1	Fresno	Non-Certified Wood Insert	Gas Insert				TRUE	9/3/2020	9/17/2020	29.5	0	54%	68%	2.1	24%	59%	0.0115	0.0000	0.0115
G-96645-A1	Madera	Wood-Burning Firebox	Certified Wood Insert	1.6		73 Non-Catalytic	FALSE	10/22/2020	11/5/2020	22.7	3.2	7%	73%	0.299465	100%	0%	0.0052	0.0001	0.0052
G-96647-A1	Fresno	Open Hearth Fireplace	Gas Insert				TRUE	7/17/2020	8/6/2020	22.7	0	7%	68%	0.299465	24%	59%	0.0013	0.0000	0.0013
G-96648-A1	Tulare	Non-Certified Wood Insert	Gas Insert				TRUE	7/7/2020	8/6/2020	29.5	0	54%	68%	2.1	53%	43%	0.0254	0.0000	0.0254
G-96651-A1	Tulare	Open Hearth Fireplace	Certified Wood Insert	2.3		72 Non-Catalytic	TRUE	8/6/2020	8/21/2020	22.7	4.6	7%	72%	0.299465	53%	43%	0.0028	0.0001	0.0027
G-96658-A1	Fresno	Open Hearth Fireplace	Certified Pellet Insert	0.89		70 Non-Catalytic	FALSE	7/16/2020	8/6/2020	22.7	1.78	7%	70%	0.299465	100%	0%	0.0052	0.0000	0.0052
G-96671-A1	Fresno	Open Hearth Fireplace	Gas Insert				TRUE	7/28/2020	8/17/2020	22.7	0	7%	68%	0.299465	24%	59%	0.0013	0.0000	0.0013
G-96721-A1	Fresno	Non-Certified Wood Insert	Gas Insert				TRUE	8/26/2020	9/16/2020	29.5	0	54%	68%	2.1	24%	59%	0.0115	0.0000	0.0115
G-96723-A1	Fresno	Non-Certified Wood Insert	Certified Wood Insert	0.93		73 Catalytic	FALSE	2/10/2021	2/24/2021	29.5	1.86	54%	73%	2.1	100%	0%	0.0477	0.0022	0.0455
G-96724-A1	Fresno	Wood-Burning Firebox	Gas Insert				FALSE	7/15/2020	8/6/2020	22.7	0	7%	68%	0.299465	100%	0%	0.0052	0.0000	0.0052
G-96728-A1	Fresno	Wood-Burning Firebox	Gas Insert				TRUE	7/7/2020	8/6/2020	22.7	0	7%	68%	0.299465	24%	59%	0.0013	0.0000	0.0013
G-96732-A1	San Joaquin	Wood-Burning Firebox	Gas Fireplace				TRUE	7/30/2020	10/20/2020	22.7	0	7%	68%	0.299465	61%	38%	0.0032	0.0000	0.0032
G-96737-A1	Kern	Open Hearth Fireplace	Gas Insert				TRUE	7/23/2020	11/12/2020	22.7	0	7%	68%	0.299465	31%	51%	0.0016	0.0000	0.0016
G-96738-A1	Kern	Wood-Burning Firebox	Gas Insert				TRUE	7/10/2020	9/1/2020	22.7	0	7%	68%	0.299465	31%	51%	0.0016	0.0000	0.0016
G-96741-A1	San Joaquin	Open Hearth Fireplace	Gas Insert				TRUE	12/10/2020	1/21/2021	22.7	0	7%	68%	0.299465	61%	38%	0.0032	0.0000	0.0032
G-96765-A1	Fresno	Open Hearth Fireplace	Gas Insert				TRUE	9/25/2020	2/10/2021	22.7	0	7%	68%	0.299465	24%	59%	0.0013	0.0000	0.0013
G-96769-A1	San Joaquin	Wood-Burning Firebox	Gas Insert				TRUE	7/23/2020	8/17/2020	22.7	0	7%	68%	0.299465	61%	38%	0.0032	0.0000	0.0032
G-96770-A1	Fresno	Open Hearth Fireplace	Gas Insert				TRUE	11/12/2020	12/9/2020	22.7	0	7%	68%	0.299465	24%	59%	0.0013	0.0000	0.0013
G-96828-A1	Kern	Wood-Burning Firebox	Gas Insert				TRUE	1/3/2021	2/9/2021	22.7	0	7%	68%	0.299465	31%	51%	0.0016	0.0000	0.0016
G-96829-A1	Fresno	Open Hearth Fireplace	Gas Insert				TRUE	7/16/2020	8/12/2020	22.7	0	7%	68%	0.299465	24%	59%	0.0013	0.0000	0.0013
G-96839-A1	Madera	Open Hearth Fireplace	Certified Wood Insert	1.6		73 Non-Catalytic	FALSE	10/7/2020	10/20/2020	22.7	3.2	7%	73%	0.299465	100%	0%	0.0052	0.0001	0.0052
G-96842-A1	San Joaquin	Wood-Burning Firebox	Gas Fireplace				TRUE	7/31/2020	10/18/2021	22.7	0	7%	68%	0.299465	61%	38%	0.0032	0.0000	0.0032
G-96866-A1	Stanislaus	Certified Wood Insert	Gas Insert				FALSE	7/28/2020	8/17/2020	14.5785	0	68%	68%	2.1	100%	0%	0.0236	0.0000	0.0236
G-96869-A1	San Joaquin	Open Hearth Fireplace	Gas Insert				TRUE	8/22/2020	9/10/2020	22.7	0	7%	68%	0.299465	61%	38%	0.0032	0.0000	0.0032
G-96882-A1	San Joaquin	Non-Certified Wood Insert	Gas Insert				TRUE	8/11/2020	9/16/2020	29.5	0	54%	68%	2.1	61%	38%	0.0290	0.0000	0.0290
G-96883-A1	Madera	Wood-Burning Firebox	Gas Insert				TRUE	7/18/2020	8/6/2020	22.7	0	7%	68%	0.299465	33%	57%	0.0017	0.0000	0.0017
G-96884-A1	Tulare	Open Hearth Fireplace	Certified Wood Insert	2.9		Non-Catalytic	TRUE	7/18/2020	8/6/2020	22.7	5.8	7%	68%	0.299465	53%	43%	0.0028	0.0001	0.0027
G-96886-A1	Tulare	Non-Certified Wood Insert	Gas Insert				TRUE	7/23/2020	8/6/2020	29.5	0	54%	68%	2.1	53%	43%	0.0254	0.0000	0.0254
G-96898-A1	San Joaquin	Open Hearth Fireplace	Gas Insert				FALSE	7/16/2020	9/10/2020	22.7	0	7%	68%	0.299465	100%	0%	0.0052	0.0000	0.0052
G-96904-A1	Stanislaus	Open Hearth Fireplace	Gas Insert				TRUE	8/12/2020	9/1/2020	22.7	0	7%	68%	0.299465	54%	44%	0.0028	0.0000	0.0028
G-96915-A1	Fresno	Non-Certified Wood Insert	Gas Insert				TRUE	12/5/2020	12/15/2020	29.5	0	54%	68%	2.1	24%	59%	0.0115	0.0000	0.0115
G-96931-A1	Fresno	Wood-Burning Firebox	Gas Insert				TRUE	8/14/2020	9/16/2020	22.7	0	7%	68%	0.299465	24%	59%	0.0013	0.0000	0.0013
G-96936-A1	Fresno	Open Hearth Fireplace	Gas Insert				TRUE	12/5/2020	12/16/2020	22.7	0	7%	68%	0.299465	24%	59%	0.0013	0.0000	0.0013
G-96951-A1	Tulare	Freestanding Non-Certified Wood Stove	Freestanding Gas Stove				FALSE	9/11/2020	9/21/2020	29.5	0	54%	68%	2.4	100%	0%	0.0545	0.0000	0.0545
G-96952-A1	Fresno	Open Hearth Fireplace	Gas Insert				TRUE	7/11/2020	8/6/2020	22.7	0	7%	68%	0.299465	24%	59%	0.0013	0.0000	0.0013
G-96979-A1	Fresno	Non-Certified Wood Insert	Certified Pellet Insert	1.5		65 Non-Catalytic	FALSE	9/11/2020	1/20/2021	29.5	3	54%	65%	2.1	100%	0%	0.0477	0.0040	0.0437
G-96988-A1	Kern	Wood-Burning Firebox	Gas Insert				TRUE	10/15/2020	11/23/2020	22.7	0	7%	68%	0.299465	31%	51%	0.0016	0.0000	0.0016
G-96989-A1	Fresno	Open Hearth Fireplace	Gas Insert				TRUE	8/2/2020	9/17/2020	22.7	0	7%	68%	0.299465	24%	59%	0.0013	0.0000	0.0013
G-97016-A1	Kern	Open Hearth Fireplace	Gas Insert				TRUE	7/24/2020	9/17/2020	22.7	0	7%	68%	0.299465	31%	51%	0.0016	0.0000	0.0016
G-97017-A1	San Joaquin	Freestanding Non-Certified Wood Stove	Freestanding Gas Stove				TRUE	10/26/2020	11/24/2020	29.5	0	54%	68%	1.15	61%	38%	0.0159	0.0000	0.0159
G-97018-A1	Fresno	Wood-Burning Firebox	Gas Fireplace				TRUE	9/12/2020	9/28/2020	22.7	0	7%	68%	0.299465	24%	59%	0.0013	0.0000	0.0013
G-97019-A1	Stanislaus	Open Hearth Fireplace	Certified Wood Insert				FALSE	6/7/2021	7/21/2021	22.7	0	7%	68%	0.299465	100%	0%	0.0052	0.0000	0.0052
G-97021-A1	Fresno	Freestanding Non-Certified Pellet Stove	Freestanding Certified Wood Stove	1.7		74 Non-Catalytic	FALSE	8/25/2020	9/17/2020	2.9	3.4	68%	74%	2.09	100%	0%	0.0047	0.0050	-0.0004
G-97046-A1	Fresno	Wood-Burning Firebox	Gas Insert				TRUE	7/24/2020	8/12/2020	22.7	0	7%	68%	0.299465	24%	59%	0.0013	0.0000	0.0013
G-97049-A1	Fresno	Non-Certified Wood Insert	Gas Insert				TRUE	8/16/2020	8/25/2020	29.5	0	54%	68%	2.1	24%	59%	0.0115	0.0000	0.0115
G-97066-A1	Stanislaus	Open Hearth Fireplace	Gas Insert				TRUE	8/5/2020	10/15/2020	22.7	0	7%	68%	0.299465	54%	44%	0.0028	0.0000	0.0028
G-97071-A1	Stanislaus	Open Hearth Fireplace	Gas Insert				TRUE	7/31/2020	8/24/2020	22.7	0	7%	68%	0.299465	54%	44%	0.0028	0.0000	0.0028
G-97089-A1	Stanislaus	Freestanding Non-Certified Wood Stove	Freestanding Gas Stove				TRUE	10/12/2020	11/17/2020	29.5	0	54%	68%	1.55	54%	44%	0.0191	0.0000	0.0191
G-97090-A1	Stanislaus	Wood-Burning Firebox	Gas Fireplace				TRUE	7/31/2020	9/16/2020	22.7	0	7%	68%	0.299465	54%	44%	0.0028	0.0000	0.0028
G-97092-A1	Kern	Open Hearth Fireplace	Gas Insert				TRUE	7/23/2020	9/1/2020	22.7	0	7%	68%	0.299465	31%	51%	0.0016	0.0000	0.0016
G-97094-A1	San Joaquin	Wood-Burning Firebox	Gas Insert				TRUE	8/20/2020	9/10/2020	22.7	0	7%	68%	0.299465	61%	38%	0.0032	0.0000	0.0032
G-97105-A1	Fresno	Open Hearth Fireplace	Gas Insert				TRUE	7/14/2020	8/6/2020	22.7	0	7%	68%	0.299465	24%	59%	0.0013	0.0000	0.0013
G-97107-A1	Fresno	Non-Certified Wood Insert	Certified Wood Insert	1.3		70 Non-Catalytic	FALSE	8/14/2020	9/1/2020	29.5	2.6	54%	70%	2.1	100%	0%	0.0477	0.0032	0.0445
G-97108-A1	Tulare	Open Hearth Fireplace	Gas Insert				TRUE	7/11/2020	8/6/2020	22.7	0	7%	68%	0.299465	53%	43%	0.0028	0.0000	0.0028
G-97109-A1	Fresno	Freestanding Certified Wood Stove	Freestanding Gas Stove				FALSE	7/28/2020	10/21/2020	14.5785	0	68%	68%	2.09	100%	0%	0.0235	0.0000	0.0235
G-97121-A1	Kern	Open Hearth Fireplace	Gas Insert				TRUE	9/4/2020	9/21/2020	22.7	0	7%	68%	0.299465	31%	51%	0.0016	0.0000	0.0016
G-97143-A1	Fresno	Non-Certified Wood Insert	Gas Insert				TRUE	11/19/2020	12/10/2020	29.5	0	54%	68%	2.1	24%	59%	0.0115	0.0000	0.0115
G-97144-A1	Merced	Wood-Burning Firebox	Gas Fireplace				TRUE	7/22/2020	8/24/2020	22.7	0	7%	68%	0.299465	68%	32%	0.0035	0.0000	0.0035
G-97183-A1	Stanislaus	Open Hearth Fireplace	Gas Insert				TRUE	10/21/2020	12/2/2020	22.7	0	7%	68%	0.299465	54%	44%	0.0028	0.0000	0.0028
G-97184-A1	Madera	Open Hearth Fireplace	Certified Pellet Insert	1.1		76 Non-Catalytic	FALSE	7/22/2020	8/24/2020	22.7	2.2	7%	76%	0.299465	100%	0%	0.0052	0.0000	0.0052
G-97185-A1	Tulare	Wood-Burning Firebox	Gas Insert				TRUE	2/20/2021	3/9/2021	22.7	0	7%	68%	0.299465	53%	43%	0.0028	0.0000	0.0028
G-97186-A1	Kern	Open Hearth Fireplace	Gas Insert				TRUE	8/4/2020	8/25/2020	22.7	0	7%	68%	0.299465	31%	51%	0.0016	0.0000	0.0016
G-97187-A1	Tulare	Open Hearth Fireplace	Gas Insert				TRUE	10/12/2021	10/15/2021	22.7	0	7%	68%	0.299465	53%	43%	0.0028	0.0000	0.0028
G-97188-A1	Madera	Freestanding Non-Certified Wood Stove	Freestanding Certified Wood Stove	2.3		73 Non-Catalytic	FALSE	9/30/2020	10/7/2020	29.5	4.6	54%	73%	2.61	100%	0%	0.0593	0.0068	0.0524
G-97191-A1	Madera	Freestanding Non-Certified Wood Stove	Freestanding Certified Wood Stove	1.4		74 Non-Catalytic	FALSE	12/11/2020	1/12/2021	29.5	2.8	54%	74%	2.61	100%	0%	0.0593	0.0041	0.0552
G-97203-A1	San Joaquin	Open Hearth Fireplace	Gas Insert				TRUE	8/18/2020	10/21/2020	22.7	0	7%	68%	0.299465	61%	38%	0.0032	0.0000	0.0032
G-97210-A1																			

SAN JOAQUIN VALLEY UNIFIED AIR POLLUTION CONTROL DISTRICT

2021 Annual Demonstration Report

August 31, 2022

Contract#	County	OldDeviceType	NewDeviceType	EmissionRating	OverallEfficiency	DeviceSubtype	PipedNatG	InstallDate	ClaimDate	Emission Factor		Efficiency		FuelUse	Non-Curtailment %		Emissions (tpy PM2.5)		
										EF_Old	EF_New	Eff_Old	Eff_New		B_all	B_reg	Before	After	Reduction
G-97353-A1	Tulare	Open Hearth Fireplace	Gas Insert				TRUE	7/31/2020	8/17/2020	22.7	0	7%	68%	0.299465	53%	43%	0.0028	0.0000	0.0028
G-97354-A1	Stanislaus	Wood-Burning Firebox	Gas Fireplace				TRUE	1/12/2021	2/9/2021	22.7	0	7%	68%	0.299465	54%	44%	0.0028	0.0000	0.0028
G-97378-A1	Madera	Wood-Burning Firebox	Gas Insert				TRUE	8/29/2020	9/10/2020	22.7	0	7%	68%	0.299465	33%	57%	0.0017	0.0000	0.0017
G-97389-A1	Fresno	Non-Certified Pellet Insert	Gas Insert				TRUE	11/25/2020	12/9/2020	2.9	0	68%	68%	2.1	24%	59%	0.0011	0.0000	0.0011
G-97418-A1	Kern	Open Hearth Fireplace	Gas Insert				TRUE	8/19/2020	9/10/2020	22.7	0	7%	68%	0.299465	31%	51%	0.0016	0.0000	0.0016
G-97420-A1	Stanislaus	Open Hearth Fireplace	Gas Insert				TRUE	7/24/2020	8/7/2020	22.7	0	7%	68%	0.299465	54%	44%	0.0028	0.0000	0.0028
G-97421-A1	Merced	Wood-Burning Firebox	Gas Insert				TRUE	7/30/2020	8/12/2020	22.7	0	7%	68%	0.299465	68%	32%	0.0035	0.0000	0.0035
G-97422-A1	Madera	Wood-Burning Firebox	Gas Insert				TRUE	8/5/2020	8/17/2020	22.7	0	7%	68%	0.299465	33%	57%	0.0017	0.0000	0.0017
G-97431-A1	Fresno	Open Hearth Fireplace	Gas Insert				TRUE	9/4/2020	9/21/2020	22.7	0	7%	68%	0.299465	24%	59%	0.0013	0.0000	0.0013
G-97436-A1	Fresno	Open Hearth Fireplace	Gas Insert				TRUE	10/13/2020	12/16/2020	22.7	0	7%	68%	0.299465	24%	59%	0.0013	0.0000	0.0013
G-97440-A1	Kern	Open Hearth Fireplace	Gas Insert				TRUE	8/5/2020	10/27/2020	22.7	0	7%	68%	0.299465	31%	51%	0.0016	0.0000	0.0016
G-97444-A1	Fresno	Open Hearth Fireplace	Gas Insert				TRUE	3/20/2021	6/9/2021	22.7	0	7%	68%	0.299465	24%	59%	0.0013	0.0000	0.0013
G-97450-A1	Fresno	Open Hearth Fireplace	Gas Insert				TRUE	5/3/2021	6/8/2021	22.7	0	7%	68%	0.299465	24%	59%	0.0013	0.0000	0.0013
G-97452-A1	Kings	Open Hearth Fireplace	Gas Insert				TRUE	10/26/2020	11/9/2020	22.7	0	7%	68%	0.299465	48%	48%	0.0025	0.0000	0.0025
G-97461-A1	Fresno	Wood-Burning Firebox	Gas Insert				TRUE	8/7/2020	8/25/2020	22.7	0	7%	68%	0.299465	24%	59%	0.0013	0.0000	0.0013
G-97466-A1	Fresno	Wood-Burning Firebox	Gas Insert				TRUE	8/19/2020	9/1/2020	22.7	0	7%	68%	0.299465	24%	59%	0.0013	0.0000	0.0013
G-97467-A1	Kern	Wood-Burning Firebox	Gas Fireplace				TRUE	10/12/2020	12/17/2020	22.7	0	7%	68%	0.299465	31%	51%	0.0016	0.0000	0.0016
G-97514-A1	San Joaquin	Open Hearth Fireplace	Gas Insert				TRUE	9/16/2020	10/6/2020	22.7	0	7%	68%	0.299465	61%	38%	0.0032	0.0000	0.0032
G-97552-A1	Fresno	Wood-Burning Firebox	Gas Insert				TRUE	7/31/2020	8/24/2020	22.7	0	7%	68%	0.299465	24%	59%	0.0013	0.0000	0.0013
G-97556-A1	Fresno	Open Hearth Fireplace	Gas Insert				TRUE	12/8/2020	12/30/2020	22.7	0	7%	68%	0.299465	24%	59%	0.0013	0.0000	0.0013
G-97561-A1	San Joaquin	Open Hearth Fireplace	Gas Insert				TRUE	8/13/2020	9/1/2020	22.7	0	7%	68%	0.299465	61%	38%	0.0032	0.0000	0.0032
G-97562-A1	Fresno	Wood-Burning Firebox	Certified Wood Insert	0.93		73 Catalytic	FALSE	8/21/2020	9/17/2020	22.7	1.86	7%	73%	0.299465	100%	0%	0.0052	0.0000	0.0052
G-97585-A1	Merced	Open Hearth Fireplace	Certified Wood Insert	2		72 Non-Catalytic	TRUE	9/11/2020	10/6/2020	22.7	4	7%	72%	0.299465	68%	32%	0.0035	0.0001	0.0035
G-97592-A1	Merced	Open Hearth Fireplace	Gas Insert				TRUE	10/20/2020	12/29/2020	22.7	0	7%	68%	0.299465	68%	32%	0.0035	0.0000	0.0035
G-97594-A1	Fresno	Wood-Burning Firebox	Gas Fireplace				TRUE	10/7/2020	6/28/2021	22.7	0	7%	68%	0.299465	24%	59%	0.0013	0.0000	0.0013
G-97595-A1	Fresno	Wood-Burning Firebox	Gas Insert				TRUE	8/19/2020	9/10/2020	22.7	0	7%	68%	0.299465	24%	59%	0.0013	0.0000	0.0013
G-97600-A1	Fresno	Open Hearth Fireplace	Gas Insert				TRUE	8/13/2020	9/16/2020	22.7	0	7%	68%	0.299465	24%	59%	0.0013	0.0000	0.0013
G-97611-A1	Fresno	Open Hearth Fireplace	Gas Insert				TRUE	8/18/2020	9/16/2020	22.7	0	7%	68%	0.299465	24%	59%	0.0013	0.0000	0.0013
G-97612-A1	Fresno	Open Hearth Fireplace	Gas Insert				TRUE	10/14/2020	10/28/2020	22.7	0	7%	68%	0.299465	24%	59%	0.0013	0.0000	0.0013
G-97613-A1	Merced	Non-Certified Wood Insert	Gas Insert				TRUE	10/7/2020	11/2/2020	29.5	0	54%	68%	2.1	68%	32%	0.0322	0.0000	0.0322
G-97614-A1	Madera	Wood-Burning Firebox	Certified Wood Insert	2.3		72 Non-Catalytic	FALSE	9/23/2020	10/21/2020	22.7	4.6	7%	72%	0.299465	100%	0%	0.0052	0.0001	0.0051
G-97615-A1	Fresno	Open Hearth Fireplace	Certified Wood Insert	2.3		72 Non-Catalytic	FALSE	12/2/2020	12/16/2020	22.7	4.6	7%	72%	0.299465	100%	0%	0.0052	0.0001	0.0051
G-97636-A1	San Joaquin	Wood-Burning Firebox	Gas Insert				TRUE	4/12/2021	4/28/2021	22.7	0	7%	68%	0.299465	61%	38%	0.0032	0.0000	0.0032
G-97641-A1	Stanislaus	Freestanding Non-Certified Wood Stove	Freestanding Certified Pellet Stove	1		73 Non-Catalytic	TRUE	7/27/2020	10/6/2020	29.5	2	54%	73%	1.55	54%	44%	0.0191	0.0011	0.0180
G-97645-A1	Tulare	Wood-Burning Firebox	Gas Insert				TRUE	8/8/2020	8/17/2020	22.7	0	7%	68%	0.299465	53%	43%	0.0028	0.0000	0.0028
G-97650-A1	Fresno	Non-Certified Wood Insert	Heat Pump				FALSE	4/11/2021	7/22/2021	29.5	0	54%	68%	2.1	100%	0%	0.0477	0.0000	0.0477
G-97651-A1	Fresno	Open Hearth Fireplace	Gas Insert				TRUE	12/1/2020	2/2/2021	22.7	0	7%	68%	0.299465	24%	59%	0.0013	0.0000	0.0013
G-97657-A1	Madera	Wood-Burning Firebox	Certified Wood Insert	2.3		72 Non-Catalytic	FALSE	8/22/2020	9/9/2020	22.7	4.6	7%	72%	0.299465	100%	0%	0.0052	0.0001	0.0051
G-97666-A1	Fresno	Open Hearth Fireplace	Gas Insert				TRUE	8/11/2020	8/25/2020	22.7	0	7%	68%	0.299465	24%	59%	0.0013	0.0000	0.0013
G-97676-A1	Fresno	Open Hearth Fireplace	Gas Insert				TRUE	9/17/2020	10/7/2020	22.7	0	7%	68%	0.299465	24%	59%	0.0013	0.0000	0.0013
G-97730-A1	Fresno	Wood-Burning Firebox	Gas Insert				TRUE	1/16/2021	2/9/2021	22.7	0	7%	68%	0.299465	24%	59%	0.0013	0.0000	0.0013
G-97738-A1	Stanislaus	Open Hearth Fireplace	Gas Insert				TRUE	10/13/2020	11/2/2020	22.7	0	7%	68%	0.299465	54%	44%	0.0028	0.0000	0.0028
G-97739-A1	Tulare	Non-Certified Wood Insert	Gas Insert				TRUE	8/16/2020	9/9/2020	29.5	0	54%	68%	2.1	53%	43%	0.0254	0.0000	0.0254
G-97743-A1	Kern	Open Hearth Fireplace	Gas Insert				TRUE	1/21/2021	2/9/2021	22.7	0	7%	68%	0.299465	31%	51%	0.0016	0.0000	0.0016
G-97746-A1	Madera	Freestanding Non-Certified Wood Stove	Freestanding Certified Wood Stove	2.3		73 Non-Catalytic	FALSE	1/15/2021	2/2/2021	29.5	4.6	54%	73%	2.61	100%	0%	0.0593	0.0068	0.0524
G-97748-A1	Fresno	Open Hearth Fireplace	Gas Insert				TRUE	10/2/2020	10/21/2020	22.7	0	7%	68%	0.299465	24%	59%	0.0013	0.0000	0.0013
G-97750-A1	Madera	Freestanding Certified Wood Stove	Freestanding Gas Stove				FALSE	12/12/2020	12/15/2020	14.5785	0	68%	68%	2.61	100%	0%	0.0293	0.0000	0.0293
G-97759-A1	Kern	Wood-Burning Firebox	Gas Insert				TRUE	9/24/2020	10/8/2020	22.7	0	7%	68%	0.299465	31%	51%	0.0016	0.0000	0.0016
G-97765-A1	Fresno	Wood-Burning Firebox	Gas Insert				TRUE	10/2/2020	11/23/2020	22.7	0	7%	68%	0.299465	24%	59%	0.0013	0.0000	0.0013
G-97776-A1	Madera	Certified Wood Insert	Gas Insert				TRUE	8/8/2020	9/1/2020	14.5785	0	68%	68%	2.1	33%	57%	0.0079	0.0000	0.0079
G-97777-A1	Fresno	Wood-Burning Firebox	Gas Insert				TRUE	10/20/2020	11/2/2020	22.7	0	7%	68%	0.299465	24%	59%	0.0013	0.0000	0.0013
G-97780-A1	Stanislaus	Open Hearth Fireplace	Gas Insert				TRUE	10/1/2020	4/8/2021	22.7	0	7%	68%	0.299465	54%	44%	0.0028	0.0000	0.0028
G-97782-A1	Stanislaus	Wood-Burning Firebox	Gas Fireplace				TRUE	8/24/2020	10/21/2020	22.7	0	7%	68%	0.299465	54%	44%	0.0028	0.0000	0.0028
G-97783-A1	Fresno	Open Hearth Fireplace	Gas Insert				TRUE	8/26/2020	9/16/2020	22.7	0	7%	68%	0.299465	24%	59%	0.0013	0.0000	0.0013
G-97786-A1	Fresno	Wood-Burning Firebox	Gas Insert				TRUE	1/13/2021	2/2/2021	22.7	0	7%	68%	0.299465	24%	59%	0.0013	0.0000	0.0013
G-97791-A1	Stanislaus	Open Hearth Fireplace	Gas Insert				TRUE	8/27/2020	10/6/2020	22.7	0	7%	68%	0.299465	54%	44%	0.0028	0.0000	0.0028
G-97821-A1	Kern	Open Hearth Fireplace	Gas Insert				TRUE	8/18/2020	9/10/2020	22.7	0	7%	68%	0.299465	31%	51%	0.0016	0.0000	0.0016
G-97823-A1	San Joaquin	Non-Certified Wood Insert	Gas Insert				TRUE	8/26/2020	2/10/2021	29.5	0	54%	68%	2.1	61%	38%	0.0290	0.0000	0.0290
G-97825-A1	Fresno	Open Hearth Fireplace	Gas Insert				TRUE	2/11/2021	3/10/2021	22.7	0	7%	68%	0.299465	24%	59%	0.0013	0.0000	0.0013
G-97828-A1	San Joaquin	Non-Certified Wood Insert	Certified Wood Insert	1.8		71 Non-Catalytic	FALSE	8/7/2020	8/25/2020	29.5	3.6	54%	71%	2.1	100%	0%	0.0477	0.0044	0.0433
G-97853-A1	Tulare	Freestanding Non-Certified Wood Stove	Freestanding Certified Wood Stove	1.5		69 Non-Catalytic	FALSE	8/5/2020	8/25/2020	29.5	3	54%	69%	2.4	100%	0%	0.0545	0.0043	0.0502
G-97876-A1	Fresno	Open Hearth Fireplace	Gas Insert				TRUE	8/26/2020	9/16/2020	22.7	0	7%	68%	0.299465	24%	59%	0.0013	0.0000	0.0013
G-97883-A1	Fresno	Wood-Burning Firebox	Gas Insert				TRUE	9/4/2020	9/18/2020	22.7	0	7%	68%	0.299465	24%	59%	0.0013	0.0000	0.0013
G-97939-A1	Kern	Wood-Burning Firebox	Gas Fireplace				TRUE	8/7/2020	4/12/2021	22.7	0	7%	68%	0.299465	31%	51%	0.0016	0.0000	0.0016
G-97941-A1	Fresno	Wood-Burning Firebox	Gas Fireplace				TRUE	12/10/2020	2/22/2021	22.7	0	7%	68%	0.299465	24%	59%	0.0013	0.0000	0.0013
G-97943-A1	Merced	Freestanding Non-Certified Wood Stove	Freestanding Certified Wood Stove	2		72 Non-Catalytic	TRUE	8/21/2020	9/18/2020	29.5	4	54%	72%	2.67	68%	32%	0.0409	0.0044	0.0365
G-97975-A1	Stanislaus	Freestanding Certified Wood Stove	Gas Fireplace				FALSE	8/18/2020	8/11/2021	14.5785	0	68%	68%	1.55	100%	0%	0.0174	0.0000	0.0174
G-97976-A1	Kings	Open Hearth Fireplace	Gas Insert				TRUE	8/11/2											

SAN JOAQUIN VALLEY UNIFIED AIR POLLUTION CONTROL DISTRICT

2021 Annual Demonstration Report

August 31, 2022

Contract#	County	OldDeviceType	NewDeviceType	EmissionRating	OverallEfficiency	DeviceSubtype	PipedNatGa	InstallDate	ClaimDate	Emission Factor		Efficiency		FuelUse	Non-Curtailment %		Emissions (tpy PM2.5)		
										EF_Old	EF_New	Eff_Old	Eff_New		B_all	B_reg	Before	After	Reduction
G-98288-A1	Tulare	Freestanding Non-Certified Wood Stove	Freestanding Certified Wood Stove	1.5		71 Non-Catalytic	FALSE	12/4/2020	1/20/2021	29.5	3	54%	71%	2.4	100%	0%	0.0545	0.0042	0.0503
G-98291-A1	Kern	Non-Certified Wood Insert	Gas Insert				TRUE	2/2/2021	5/12/2021	29.5	0	54%	68%	2.1	31%	51%	0.0147	0.0000	0.0147
G-98292-A1	Kern	Non-Certified Wood Insert	Gas Insert				TRUE	10/1/2020	10/7/2020	29.5	0	54%	68%	2.1	31%	51%	0.0147	0.0000	0.0147
G-98293-A1	Merced	Wood-Burning Firebox	Gas Insert				TRUE	9/24/2020	10/7/2020	22.7	0	7%	68%	0.299465	68%	32%	0.0035	0.0000	0.0035
G-98294-A1	Stanislaus	Non-Certified Wood Insert	Certified Pellet Insert	1.4		72 Non-Catalytic	FALSE	8/20/2020	9/17/2020	29.5	2.8	54%	72%	2.1	100%	0%	0.0477	0.0034	0.0443
G-98296-A1	Madera	Freestanding Certified Wood Stove	Freestanding Gas Stove				FALSE	10/27/2020	11/9/2020	14.5785	0	68%	68%	2.61	100%	0%	0.0293	0.0000	0.0293
G-98299-A1	Stanislaus	Wood-Burning Firebox	Gas Insert				TRUE	3/30/2021	4/7/2021	22.7	0	7%	68%	0.299465	54%	44%	0.0028	0.0000	0.0028
G-98305-A1	Fresno	Non-Certified Wood Insert	Gas Insert				TRUE	5/28/2021	7/22/2021	29.5	0	54%	68%	2.1	24%	59%	0.0115	0.0000	0.0115
G-98334-A1	Fresno	Non-Certified Pellet Insert	Gas Insert				TRUE	9/5/2020	9/17/2020	2.9	0	68%	68%	2.1	24%	59%	0.0011	0.0000	0.0011
G-98382-A1	Fresno	Open Hearth Fireplace	Gas Insert				TRUE	8/28/2020	9/16/2020	22.7	0	7%	68%	0.299465	24%	59%	0.0013	0.0000	0.0013
G-98383-A1	Fresno	Wood-Burning Firebox	Gas Insert				TRUE	8/29/2020	9/16/2020	22.7	0	7%	68%	0.299465	24%	59%	0.0013	0.0000	0.0013
G-98384-A1	Merced	Wood-Burning Firebox	Gas Insert				TRUE	8/22/2020	9/9/2020	22.7	0	7%	68%	0.299465	68%	32%	0.0035	0.0000	0.0035
G-98385-A1	Stanislaus	Open Hearth Fireplace	Gas Insert				TRUE	8/17/2020	8/25/2020	22.7	0	7%	68%	0.299465	54%	44%	0.0028	0.0000	0.0028
G-98386-A1	Fresno	Wood-Burning Firebox	Gas Insert				TRUE	8/29/2020	10/2/2020	22.7	0	7%	68%	0.299465	24%	59%	0.0013	0.0000	0.0013
G-98398-A1	Kern	Open Hearth Fireplace	Gas Insert				TRUE	10/7/2020	11/12/2020	22.7	0	7%	68%	0.299465	31%	51%	0.0016	0.0000	0.0016
G-98399-A1	Fresno	Wood-Burning Firebox	Gas Insert				TRUE	9/2/2020	9/17/2020	22.7	0	7%	68%	0.299465	24%	59%	0.0013	0.0000	0.0013
G-98400-A1	Fresno	Open Hearth Fireplace	Gas Insert				TRUE	10/26/2020	11/17/2020	22.7	0	7%	68%	0.299465	24%	59%	0.0013	0.0000	0.0013
G-98401-A1	Fresno	Open Hearth Fireplace	Gas Insert				TRUE	9/28/2020	10/7/2020	22.7	0	7%	68%	0.299465	24%	59%	0.0013	0.0000	0.0013
G-98402-A1	Fresno	Open Hearth Fireplace	Gas Insert				TRUE	9/10/2020	10/5/2020	22.7	0	7%	68%	0.299465	24%	59%	0.0013	0.0000	0.0013
G-98409-A1	Madera	Freestanding Non-Certified Wood Stove	Freestanding Certified Wood Stove	2.5		70 Non-Catalytic	FALSE	10/2/2020	11/9/2020	29.5	5	54%	70%	2.61	100%	0%	0.0593	0.0078	0.0515
G-98417-A1	Fresno	Wood-Burning Firebox	Gas Insert				TRUE	10/8/2020	10/21/2020	22.7	0	7%	68%	0.299465	24%	59%	0.0013	0.0000	0.0013
G-98426-A1	Fresno	Wood-Burning Firebox	Gas Insert				TRUE	8/29/2020	9/10/2020	22.7	0	7%	68%	0.299465	24%	59%	0.0013	0.0000	0.0013
G-98436-A1	Stanislaus	Freestanding Non-Certified Wood Stove	Freestanding Certified Pellet Stove	1.7		72 Non-Catalytic	FALSE	10/20/2020	11/4/2020	29.5	3.4	54%	72%	1.55	100%	0%	0.0352	0.0030	0.0322
G-98440-A1	Fresno	Wood-Burning Firebox	Gas Insert				TRUE	9/18/2020	10/6/2020	22.7	0	7%	68%	0.299465	24%	59%	0.0013	0.0000	0.0013
G-98446-A1	Tulare	Open Hearth Fireplace	Gas Insert				FALSE	10/14/2020	11/12/2020	22.7	0	7%	68%	0.299465	100%	0%	0.0052	0.0000	0.0052
G-98447-A1	Fresno	Open Hearth Fireplace	Certified Wood Insert	2.3		72 Non-Catalytic	FALSE	9/12/2020	10/6/2020	22.7	4.6	7%	72%	0.299465	100%	0%	0.0052	0.0001	0.0051
G-98459-A1	Fresno	Open Hearth Fireplace	Gas Insert				TRUE	10/26/2020	11/23/2020	22.7	0	7%	68%	0.299465	24%	59%	0.0013	0.0000	0.0013
G-98463-A1	Fresno	Open Hearth Fireplace	Gas Insert				TRUE	10/26/2020	11/17/2020	22.7	0	7%	68%	0.299465	24%	59%	0.0013	0.0000	0.0013
G-98474-A1	San Joaquin	Wood-Burning Firebox	Gas Insert				TRUE	9/22/2020	10/8/2020	22.7	0	7%	68%	0.299465	61%	38%	0.0032	0.0000	0.0032
G-98488-A1	Merced	Wood-Burning Firebox	Gas Insert				TRUE	10/21/2020	11/4/2020	22.7	0	7%	68%	0.299465	68%	32%	0.0035	0.0000	0.0035
G-98557-A1	Kern	Open Hearth Fireplace	Gas Insert				TRUE	9/16/2020	9/21/2020	22.7	0	7%	68%	0.299465	31%	51%	0.0016	0.0000	0.0016
G-98562-A1	Fresno	Open Hearth Fireplace	Gas Insert				TRUE	3/5/2021	3/19/2021	22.7	0	7%	68%	0.299465	24%	59%	0.0013	0.0000	0.0013
G-98569-A1	Kern	Open Hearth Fireplace	Gas Insert				TRUE	9/2/2020	9/17/2020	22.7	0	7%	68%	0.299465	31%	51%	0.0016	0.0000	0.0016
G-98571-A1	Fresno	Open Hearth Fireplace	Gas Insert				TRUE	9/21/2020	10/7/2020	22.7	0	7%	68%	0.299465	24%	59%	0.0013	0.0000	0.0013
G-98591-A1	Merced	Open Hearth Fireplace	Gas Insert				TRUE	10/19/2020	11/17/2020	22.7	0	7%	68%	0.299465	68%	32%	0.0035	0.0000	0.0035
G-98592-A1	Merced	Wood-Burning Firebox	Certified Pellet Insert	0.98		76 Non-Catalytic	TRUE	10/14/2020	11/2/2020	22.7	1.96	7%	76%	0.299465	68%	32%	0.0035	0.0000	0.0035
G-98599-A1	San Joaquin	Wood-Burning Firebox	Gas Fireplace				TRUE	9/14/2020	10/21/2020	22.7	0	7%	68%	0.299465	61%	38%	0.0032	0.0000	0.0032
G-98663-A1	Tulare	Open Hearth Fireplace	Gas Insert				TRUE	10/20/2020	12/9/2020	22.7	0	7%	68%	0.299465	53%	43%	0.0028	0.0000	0.0028
G-98664-A1	Madera	Freestanding Non-Certified Wood Stove	Freestanding Certified Wood Stove	1.9		72 Non-Catalytic	FALSE	3/5/2021	3/23/2021	29.5	3.8	54%	72%	2.61	100%	0%	0.0593	0.0057	0.0536
G-98665-A1	San Joaquin	Non-Certified Wood Insert	Certified Wood Insert	1.8		71 Non-Catalytic	FALSE	8/27/2020	9/17/2020	29.5	3.6	54%	71%	2.1	100%	0%	0.0477	0.0044	0.0433
G-98666-A1	Kern	Wood-Burning Firebox	Gas Fireplace				TRUE	9/22/2020	10/7/2020	22.7	0	7%	68%	0.299465	31%	51%	0.0016	0.0000	0.0016
G-98668-A1	Kern	Open Hearth Fireplace	Gas Fireplace				TRUE	10/14/2020	12/2/2020	22.7	0	7%	68%	0.299465	31%	51%	0.0016	0.0000	0.0016
G-98671-A1	Tulare	Open Hearth Fireplace	Gas Insert				TRUE	9/9/2020	9/18/2020	22.7	0	7%	68%	0.299465	53%	43%	0.0028	0.0000	0.0028
G-98673-A1	Tulare	Open Hearth Fireplace	Gas Insert				TRUE	9/26/2020	10/20/2020	22.7	0	7%	68%	0.299465	53%	43%	0.0028	0.0000	0.0028
G-98674-A1	Tulare	Wood-Burning Firebox	Gas Insert				TRUE	9/12/2020	10/7/2020	22.7	0	7%	68%	0.299465	53%	43%	0.0028	0.0000	0.0028
G-98675-A1	Fresno	Wood-Burning Firebox	Gas Insert				TRUE	9/4/2020	9/21/2020	22.7	0	7%	68%	0.299465	24%	59%	0.0013	0.0000	0.0013
G-98676-A1	Kern	Wood-Burning Firebox	Gas Insert				TRUE	9/18/2020	10/6/2020	22.7	0	7%	68%	0.299465	31%	51%	0.0016	0.0000	0.0016
G-98677-A1	Fresno	Wood-Burning Firebox	Gas Insert				TRUE	9/29/2020	10/21/2020	22.7	0	7%	68%	0.299465	24%	59%	0.0013	0.0000	0.0013
G-98678-A1	Fresno	Open Hearth Fireplace	Gas Insert				TRUE	10/23/2020	11/19/2020	22.7	0	7%	68%	0.299465	24%	59%	0.0013	0.0000	0.0013
G-98741-A1	Tulare	Open Hearth Fireplace	Gas Insert				TRUE	11/5/2020	11/24/2020	22.7	0	7%	68%	0.299465	53%	43%	0.0028	0.0000	0.0028
G-98742-A1	Kern	Wood-Burning Firebox	Gas Insert				TRUE	8/31/2020	9/17/2020	22.7	0	7%	68%	0.299465	31%	51%	0.0016	0.0000	0.0016
G-98743-A1	Tulare	Open Hearth Fireplace	Gas Insert				TRUE	8/28/2020	9/16/2020	22.7	0	7%	68%	0.299465	53%	43%	0.0028	0.0000	0.0028
G-98744-A1	San Joaquin	Open Hearth Fireplace	Gas Insert				TRUE	9/18/2020	10/7/2020	22.7	0	7%	68%	0.299465	61%	38%	0.0032	0.0000	0.0032
G-98748-A1	Kern	Open Hearth Fireplace	Gas Insert				TRUE	11/25/2020	12/10/2020	22.7	0	7%	68%	0.299465	31%	51%	0.0016	0.0000	0.0016
G-98750-A1	Kern	Open Hearth Fireplace	Gas Insert				TRUE	11/3/2020	11/17/2020	22.7	0	7%	68%	0.299465	31%	51%	0.0016	0.0000	0.0016
G-98757-A1	San Joaquin	Open Hearth Fireplace	Gas Insert				TRUE	9/18/2020	10/6/2020	22.7	0	7%	68%	0.299465	61%	38%	0.0032	0.0000	0.0032
G-98766-A1	Fresno	Open Hearth Fireplace	Gas Insert				TRUE	12/5/2020	1/20/2021	22.7	0	7%	68%	0.299465	24%	59%	0.0013	0.0000	0.0013
G-98817-A1	Fresno	Wood-Burning Firebox	Gas Insert				TRUE	9/24/2020	10/8/2020	22.7	0	7%	68%	0.299465	24%	59%	0.0013	0.0000	0.0013
G-98824-A1	Tulare	Open Hearth Fireplace	Gas Insert				TRUE	8/29/2020	9/17/2020	22.7	0	7%	68%	0.299465	53%	43%	0.0028	0.0000	0.0028
G-98825-A1	Stanislaus	Open Hearth Fireplace	Gas Insert				TRUE	9/16/2020	10/21/2020	22.7	0	7%	68%	0.299465	54%	44%	0.0028		

SAN JOAQUIN VALLEY UNIFIED AIR POLLUTION CONTROL DISTRICT

2021 Annual Demonstration Report

August 31, 2022

Contract#	County	OldDeviceType	NewDeviceType	EmissionRating	OverallEfficiency	DeviceSubtype	PipedNatGa	InstallDate	ClaimDate	Emission Factor		Efficiency		FuelUse	Non-Curtailment %		Emissions (tpy PM2.5)		
										EF_Old	EF_New	Eff_Old	Eff_New		B _{all}	B _{reg}	Before	After	Reduction
G-99067-A1	Tulare	Wood-Burning Firebox	Certified Wood Insert	2.3		72 Non-Catalytic	TRUE	12/4/2020	2/2/2021	22.7	4.6	7%	72%	0.299465	53%	43%	0.0028	0.0001	0.0027
G-99071-A1	Fresno	Open Hearth Fireplace	Gas Insert				TRUE	12/12/2020	1/8/2021	22.7	0	7%	68%	0.299465	24%	59%	0.0013	0.0000	0.0013
G-99104-A1	Stanislaus	Open Hearth Fireplace	Gas Insert				TRUE	11/11/2020	12/2/2020	22.7	0	7%	68%	0.299465	54%	44%	0.0028	0.0000	0.0028
G-99143-A1	Fresno	Wood-Burning Firebox	Gas Insert				TRUE	11/4/2020	12/2/2020	22.7	0	7%	68%	0.299465	24%	59%	0.0013	0.0000	0.0013
G-99155-A1	Fresno	Wood-Burning Firebox	Gas Insert				TRUE	9/18/2020	10/7/2020	22.7	0	7%	68%	0.299465	24%	59%	0.0013	0.0000	0.0013
G-99180-A1	Madera	Wood-Burning Firebox	Certified Wood Insert	2.3		72 Non-Catalytic	FALSE	9/3/2020	9/21/2020	22.7	4.6	7%	72%	0.299465	100%	0%	0.0052	0.0001	0.0051
G-99181-A1	Fresno	Open Hearth Fireplace	Gas Insert				TRUE	11/20/2020	2/24/2021	22.7	0	7%	68%	0.299465	24%	59%	0.0013	0.0000	0.0013
G-99183-A1	Fresno	Open Hearth Fireplace	Gas Insert				TRUE	9/10/2020	10/5/2020	22.7	0	7%	68%	0.299465	24%	59%	0.0013	0.0000	0.0013
G-99184-A1	Fresno	Non-Certified Wood Insert	Gas Insert				TRUE	10/20/2020	12/21/2020	29.5	0	54%	68%	2.1	24%	59%	0.0115	0.0000	0.0115
G-99189-A1	Madera	Wood-Burning Firebox	Certified Pellet Insert	1.4		72 Non-Catalytic	FALSE	10/29/2020	11/17/2020	22.7	2.8	7%	72%	0.299465	100%	0%	0.0052	0.0001	0.0052
G-99191-A1	Tulare	Open Hearth Fireplace	Gas Insert				TRUE	11/14/2020	12/2/2020	22.7	0	7%	68%	0.299465	53%	43%	0.0028	0.0000	0.0028
G-99192-A1	Stanislaus	Open Hearth Fireplace	Gas Insert				TRUE	9/16/2020	10/7/2020	22.7	0	7%	68%	0.299465	54%	44%	0.0028	0.0000	0.0028
G-99194-A1	Fresno	Wood-Burning Firebox	Gas Insert				TRUE	10/2/2020	10/21/2020	22.7	0	7%	68%	0.299465	24%	59%	0.0013	0.0000	0.0013
G-99195-A1	Fresno	Open Hearth Fireplace	Gas Insert				TRUE	1/7/2021	3/9/2021	22.7	0	7%	68%	0.299465	24%	59%	0.0013	0.0000	0.0013
G-99199-A1	Madera	Open Hearth Fireplace	Certified Pellet Insert	1.5		65 Non-Catalytic	FALSE	10/22/2020	12/16/2020	22.7	3	7%	65%	0.299465	100%	0%	0.0052	0.0001	0.0052
G-99207-A1	Madera	Non-Certified Wood Insert	Certified Pellet Insert	0.98		76 Non-Catalytic	FALSE	10/10/2020	10/21/2020	29.5	1.96	54%	76%	2.1	100%	0%	0.0477	0.0023	0.0454
G-99269-A1	Stanislaus	Open Hearth Fireplace	Certified Wood Insert	1.8		74 Non-Catalytic	FALSE	10/6/2020	10/21/2020	22.7	3.6	7%	74%	0.299465	100%	0%	0.0052	0.0001	0.0052
G-99271-A1	Stanislaus	Certified Wood Insert	Gas Insert				TRUE	9/15/2020	10/28/2020	14.5785	0	68%	68%	2.1	54%	44%	0.0128	0.0000	0.0128
G-99288-A1	Fresno	Open Hearth Fireplace	Gas Insert				TRUE	9/30/2020	11/19/2020	22.7	0	7%	68%	0.299465	24%	59%	0.0013	0.0000	0.0013
G-99302-A1	Madera	Open Hearth Fireplace	Certified Wood Insert	1.8		71 Non-Catalytic	FALSE	10/21/2020	11/12/2020	22.7	3.6	7%	71%	0.299465	100%	0%	0.0052	0.0001	0.0052
G-99318-A1	Kings	Open Hearth Fireplace	Gas Insert				TRUE	9/2/2020	9/24/2020	22.7	0	7%	68%	0.299465	48%	48%	0.0025	0.0000	0.0025
G-99346-A1	Fresno	Open Hearth Fireplace	Gas Insert				TRUE	8/6/2021	9/8/2021	22.7	0	7%	68%	0.299465	24%	59%	0.0013	0.0000	0.0013
G-99350-A1	Stanislaus	Open Hearth Fireplace	Gas Insert				TRUE	9/16/2020	10/6/2020	22.7	0	7%	68%	0.299465	54%	44%	0.0028	0.0000	0.0028
G-99355-A1	Tulare	Open Hearth Fireplace	Gas Insert				TRUE	11/3/2020	12/9/2020	22.7	0	7%	68%	0.299465	53%	43%	0.0028	0.0000	0.0028
G-99359-A1	San Joaquin	Wood-Burning Firebox	Gas Fireplace				TRUE	10/21/2020	11/17/2020	22.7	0	7%	68%	0.299465	61%	38%	0.0032	0.0000	0.0032
G-99363-A1	Tulare	Wood-Burning Firebox	Gas Insert				TRUE	9/19/2020	10/7/2020	22.7	0	7%	68%	0.299465	53%	43%	0.0028	0.0000	0.0028
G-99364-A1	Kern	Wood-Burning Firebox	Gas Insert				TRUE	10/1/2020	10/7/2020	22.7	0	7%	68%	0.299465	31%	51%	0.0016	0.0000	0.0016
G-99366-A1	Kern	Wood-Burning Firebox	Gas Insert				TRUE	10/28/2020	11/23/2020	22.7	0	7%	68%	0.299465	31%	51%	0.0016	0.0000	0.0016
G-99367-A1	Fresno	Open Hearth Fireplace	Gas Insert				TRUE	9/12/2020	10/6/2020	22.7	0	7%	68%	0.299465	24%	59%	0.0013	0.0000	0.0013
G-99423-A1	Fresno	Open Hearth Fireplace	Gas Insert				TRUE	10/2/2020	10/16/2020	22.7	0	7%	68%	0.299465	24%	59%	0.0013	0.0000	0.0013
G-99432-A1	Merced	Non-Certified Wood Insert	Gas Insert				TRUE	11/18/2020	2/9/2021	29.5	0	54%	68%	2.1	68%	32%	0.0322	0.0000	0.0322
G-99435-A1	Fresno	Wood-Burning Firebox	Gas Insert				TRUE	11/4/2020	12/14/2020	22.7	0	7%	68%	0.299465	24%	59%	0.0013	0.0000	0.0013
G-99439-A1	Fresno	Open Hearth Fireplace	Gas Insert				TRUE	10/13/2020	11/4/2020	22.7	0	7%	68%	0.299465	24%	59%	0.0013	0.0000	0.0013
G-99452-A1	Tulare	Non-Certified Wood Insert	Gas Insert				TRUE	3/22/2021	8/24/2021	29.5	0	54%	68%	2.1	53%	43%	0.0254	0.0000	0.0254
G-99480-A1	Fresno	Non-Certified Wood Insert	Gas Insert				TRUE	9/17/2020	10/6/2020	29.5	0	54%	68%	2.1	24%	59%	0.0115	0.0000	0.0115
G-99481-A1	Stanislaus	Open Hearth Fireplace	Gas Insert				TRUE	9/22/2020	10/21/2020	22.7	0	7%	68%	0.299465	54%	44%	0.0028	0.0000	0.0028
G-99482-A1	Kern	Wood-Burning Firebox	Gas Insert				TRUE	9/10/2020	9/21/2020	22.7	0	7%	68%	0.299465	31%	51%	0.0016	0.0000	0.0016
G-99486-A1	Fresno	Wood-Burning Firebox	Gas Insert				TRUE	11/16/2020	12/2/2020	22.7	0	7%	68%	0.299465	24%	59%	0.0013	0.0000	0.0013
G-99490-A1	Tulare	Open Hearth Fireplace	Certified Wood Insert	2.3		72 Non-Catalytic	TRUE	9/11/2020	10/5/2020	22.7	4.6	7%	72%	0.299465	53%	43%	0.0028	0.0001	0.0027
G-99495-A1	Fresno	Non-Certified Pellet Insert	Gas Insert				TRUE	10/3/2020	10/21/2020	2.9	0	68%	68%	2.1	24%	59%	0.0011	0.0000	0.0011
G-99497-A1	Fresno	Open Hearth Fireplace	Gas Insert				TRUE	9/16/2020	10/7/2020	22.7	0	7%	68%	0.299465	24%	59%	0.0013	0.0000	0.0013
G-99503-A1	Tulare	Open Hearth Fireplace	Certified Wood Insert	1.5		69 Non-Catalytic	TRUE	11/30/2020	2/3/2021	22.7	3	7%	69%	0.299465	53%	43%	0.0028	0.0000	0.0027
G-99504-A1	Kern	Freestanding Non-Certified Wood Stove	Gas Fireplace				TRUE	6/10/2021	7/22/2021	29.5	0	54%	68%	1.57	31%	51%	0.0110	0.0000	0.0110
G-99506-A1	Kern	Open Hearth Fireplace	Gas Insert				TRUE	11/18/2020	12/17/2020	22.7	0	7%	68%	0.299465	31%	51%	0.0016	0.0000	0.0016
G-99509-A1	Tulare	Non-Certified Wood Insert	Gas Insert				TRUE	9/18/2020	10/5/2020	29.5	0	54%	68%	2.1	53%	43%	0.0254	0.0000	0.0254
G-99513-A1	Fresno	Open Hearth Fireplace	Gas Insert				TRUE	10/22/2020	11/17/2020	22.7	0	7%	68%	0.299465	24%	59%	0.0013	0.0000	0.0013
G-99514-A1	San Joaquin	Non-Certified Wood Insert	Gas Insert				TRUE	9/27/2020	10/21/2020	29.5	0	54%	68%	2.1	61%	38%	0.0290	0.0000	0.0290
G-99527-A1	Fresno	Wood-Burning Firebox	Gas Insert				TRUE	10/6/2020	10/21/2020	22.7	0	7%	68%	0.299465	24%	59%	0.0013	0.0000	0.0013
G-99528-A1	Tulare	Wood-Burning Firebox	Gas Insert				TRUE	10/23/2020	11/12/2020	22.7	0	7%	68%	0.299465	53%	43%	0.0028	0.0000	0.0028
G-99540-A1	Tulare	Non-Certified Wood Insert	Certified Wood Insert	1.7		74 Non-Catalytic	FALSE	11/24/2020	12/9/2020	29.5	3.4	54%	74%	2.1	100%	0%	0.0477	0.0040	0.0437
G-99542-A1	San Joaquin	Wood-Burning Firebox	Gas Insert				TRUE	9/29/2020	10/22/2020	22.7	0	7%	68%	0.299465	61%	38%	0.0032	0.0000	0.0032
G-99543-A1	Fresno	Open Hearth Fireplace	Gas Insert				TRUE	10/7/2020	10/21/2020	22.7	0	7%	68%	0.299465	24%	59%	0.0013	0.0000	0.0013
G-99547-A1	Stanislaus	Open Hearth Fireplace	Gas Insert				TRUE	9/11/2020	11/17/2020	22.7	0	7%	68%	0.299465	54%	44%	0.0028	0.0000	0.0028
G-99548-A1	Stanislaus	Open Hearth Fireplace	Gas Insert				TRUE	10/5/2020	12/9/2020	22.7	0	7%	68%	0.299465	54%	44%	0.0028	0.0000	0.0028
G-99551-A1	San Joaquin	Open Hearth Fireplace	Gas Insert				TRUE	10/28/2020	11/23/2020	22.7	0	7%	68%	0.299465	61%	38%	0.0032	0.0000	0.0032
G-99574-A1	Fresno	Wood-Burning Firebox	Gas Insert				TRUE	9/30/2020	10/15/2020	22.7	0	7%	68%	0.299465	24%	59%	0.0013	0.0000	0.0013
G-99666-A1	Fresno	Wood-Burning Firebox	Gas Insert				TRUE	9/15/2020	10/5/2020	22.7	0	7%	68%	0.299465	24%	59%	0.0013	0.0000	0.0013
G-99667-A1	Madera	Non-Certified Wood Insert	Gas Insert				TRUE	10/7/2020	11/23/2020	29.5	0	54%	68%	2.1	33%	57%	0.0159	0.0000	0.0159
G-99668-A1	Fresno	Open Hearth Fireplace	Gas Insert				TRUE	11/9/2020	12/9/2020	22.7	0	7%	68%	0.299465	24%	59%	0.0013	0.0000	0.0013
G-99669-A1	Fresno	Open Hearth Fireplace	Gas Insert				TRUE	10/26/2020	11/17/2020	22.7	0	7%	68%	0.299465	24%	59%	0.0013	0.0000	0.0013
G-99670-A1	Fresno	Wood-Burning Firebox	Gas Insert				TRUE	10/30/2020	11/23/2020	22.7	0	7%	68%	0.299465	24%	59%	0.0013	0.0000	0.0013
G-99671-A1	Madera	Open Hearth Fireplace	Gas Insert				FALSE	10/21/2020	2/3/2021	22.7	0	7%	68%	0.299465	100%	0%	0.0052	0.0000	0.0052
G-99677-A1	Fresno	Wood-Burning Firebox	Gas Insert				TRUE	10/26/2020	2/23/2021	22.7	0	7%	68%	0.299465	24%	59%	0.0013	0.0000	0.0013
G-99678-A1	Fresno	Wood-Burning Firebox	Gas Insert				TRUE	12/15/2020	2/16/2021	22.7	0	7%	68%	0.299465	24%	59%	0.0013	0.0000	0.0013
G-99679-A1	Fresno	Wood-Burning Firebox	Gas Insert				TRUE	11/1/2020	11/17/2020	22.7	0	7%	68%	0.299465	24%	59%	0.0013	0.0000	0.0013
G-99680-A1	Fresno	Open Hearth Fireplace	Gas Insert				TRUE	10/1/2020	10/16/2020	22.7	0	7%	68%	0.299465	24%	59%	0.0013	0.0000	0.0013
G-99683-A1	Merced	Open Hearth Fireplace	Gas Insert				TRUE	11/24/2020	1/12/2021	22.7	0	7%	68%	0.299465	68%	32%	0.0035	0.0000	0.0035
G-99690-A1	Kern	Open Hearth Fireplace	Gas Insert	</															

SAN JOAQUIN VALLEY UNIFIED AIR POLLUTION CONTROL DISTRICT

2021 Annual Demonstration Report

August 31, 2022

Contract#	County	OldDeviceType	NewDeviceType	EmissionRating	OverallEfficiency	DeviceSubtype	PipedNatGas	InstallDate	ClaimDate	Emission Factor		Efficiency		FuelUse	Non-Curtailment %		Emissions (tpy PM2.5)		
										EF_Old	EF_New	Eff_Old	Eff_New		B_all	B_reg	Before	After	Reduction
G-99777-A1	Fresno	Wood-Burning Firebox	Gas Insert				TRUE	12/8/2020	12/22/2020	22.7	0	7%	68%	0.299465	24%	59%	0.0013	0.0000	0.0013
G-99780-A1	Fresno	Non-Certified Wood Insert	Gas Insert				TRUE	10/20/2020	11/23/2020	29.5	0	54%	68%	2.1	24%	59%	0.0115	0.0000	0.0115
G-99788-A1	Fresno	Open Hearth Fireplace	Gas Insert				TRUE	9/17/2020	10/6/2020	22.7	0	7%	68%	0.299465	24%	59%	0.0013	0.0000	0.0013
G-99799-A1	Kern	Open Hearth Fireplace	Gas Insert				TRUE	10/16/2020	10/28/2020	22.7	0	7%	68%	0.299465	31%	51%	0.0016	0.0000	0.0016
G-99801-A1	Madera	Non-Certified Wood Insert	Gas Insert				TRUE	11/2/2021	12/22/2021	29.5	0	54%	68%	2.1	33%	57%	0.0159	0.0000	0.0159
G-99805-A1	Fresno	Wood-Burning Firebox	Gas Insert				TRUE	10/19/2020	11/19/2020	22.7	0	7%	68%	0.299465	24%	59%	0.0013	0.0000	0.0013
G-99806-A1	Fresno	Non-Certified Wood Insert	Certified Wood Insert	1.7		74 Non-Catalytic	FALSE	9/24/2021	11/3/2021	29.5	3.4	54%	74%	2.1	100%	0%	0.0477	0.0040	0.0437
G-99808-A1	Fresno	Open Hearth Fireplace	Gas Insert				TRUE	10/3/2020	10/21/2020	22.7	0	7%	68%	0.299465	24%	59%	0.0013	0.0000	0.0013
G-99812-A1	Fresno	Open Hearth Fireplace	Gas Insert				TRUE	11/5/2020	11/23/2020	22.7	0	7%	68%	0.299465	24%	59%	0.0013	0.0000	0.0013
G-99830-A1	Tulare	Non-Certified Wood Insert	Gas Insert				TRUE	9/30/2020	10/21/2020	29.5	0	54%	68%	2.1	53%	43%	0.0254	0.0000	0.0254
G-99834-A1	Fresno	Open Hearth Fireplace	Gas Insert				TRUE	11/9/2020	11/23/2020	22.7	0	7%	68%	0.299465	24%	59%	0.0013	0.0000	0.0013
G-99859-A1	Fresno	Open Hearth Fireplace	Gas Insert				TRUE	9/23/2020	10/21/2020	22.7	0	7%	68%	0.299465	24%	59%	0.0013	0.0000	0.0013
G-99864-A1	Fresno	Open Hearth Fireplace	Gas Insert				TRUE	9/24/2020	10/16/2020	22.7	0	7%	68%	0.299465	24%	59%	0.0013	0.0000	0.0013
G-99870-A1	Madera	Non-Certified Wood Insert	Gas Insert				FALSE	4/14/2021	5/3/2021	29.5	0	54%	68%	2.1	100%	0%	0.0477	0.0000	0.0477
G-99874-A1	Fresno	Open Hearth Fireplace	Gas Insert				TRUE	9/29/2020	10/7/2020	22.7	0	7%	68%	0.299465	24%	59%	0.0013	0.0000	0.0013
G-99876-A1	Fresno	Open Hearth Fireplace	Gas Insert				TRUE	9/25/2020	10/21/2020	22.7	0	7%	68%	0.299465	24%	59%	0.0013	0.0000	0.0013
G-99877-A1	San Joaquin	Open Hearth Fireplace	Certified Pellet Insert	1.5		68 Non-Catalytic	TRUE	9/29/2020	10/21/2020	22.7	3	7%	68%	0.299465	61%	38%	0.0032	0.0000	0.0031
G-99878-A1	Kern	Wood-Burning Firebox	Gas Insert				TRUE	12/5/2020	1/21/2021	22.7	0	7%	68%	0.299465	31%	51%	0.0016	0.0000	0.0016
G-99887-A1	Stanislaus	Open Hearth Fireplace	Gas Insert				TRUE	12/1/2020	12/15/2020	22.7	0	7%	68%	0.299465	54%	44%	0.0028	0.0000	0.0028
G-99890-A1	Fresno	Wood-Burning Firebox	Gas Insert				TRUE	12/3/2020	1/8/2021	22.7	0	7%	68%	0.299465	24%	59%	0.0013	0.0000	0.0013
G-99899-A1	Fresno	Open Hearth Fireplace	Gas Insert				TRUE	10/21/2020	12/16/2020	22.7	0	7%	68%	0.299465	24%	59%	0.0013	0.0000	0.0013
G-99903-A1	San Joaquin	Open Hearth Fireplace	Gas Fireplace				TRUE	10/21/2021	12/28/2021	22.7	0	7%	68%	0.299465	61%	38%	0.0032	0.0000	0.0032
G-99904-A1	Kern	Wood-Burning Firebox	Gas Fireplace				TRUE	10/6/2020	10/21/2020	22.7	0	7%	68%	0.299465	31%	51%	0.0016	0.0000	0.0016
G-99905-A1	Tulare	Open Hearth Fireplace	Gas Insert				TRUE	10/15/2020	11/2/2020	22.7	0	7%	68%	0.299465	53%	43%	0.0028	0.0000	0.0028
G-99920-A1	Fresno	Open Hearth Fireplace	Gas Insert				TRUE	10/30/2020	11/17/2020	22.7	0	7%	68%	0.299465	24%	59%	0.0013	0.0000	0.0013
G-99927-A1	Madera	Open Hearth Fireplace	Gas Insert				TRUE	10/2/2020	10/21/2020	22.7	0	7%	68%	0.299465	33%	57%	0.0017	0.0000	0.0017
G-99962-A1	Madera	Freestanding Non-Certified Wood Stove	Freestanding Certified Pellet Stove	1.5		79 Non-Catalytic	FALSE	11/18/2020	3/19/2021	29.5	3	54%	79%	2.61	100%	0%	0.0593	0.0041	0.0552